



CENTRAL UNION SCHOOL DISTRICT

June 16, 2023

AGENDA

The regular open public meeting of the Central Union School District Board of Trustees will be held on Friday, June 16, 2023 at District Presentation Center, 15783 18th Avenue, Lemoore, CA 93245. The Board meeting will begin with a preliminary open session at **11:30 a.m.** and adjourn into closed session. After the closed session the general open session will be called to order at **12:00 p.m.**

Any individual who requires a translator, disability-related accommodations or modifications including auxiliary aids and services in order to participate in the Board meeting should contact the Superintendent or designee in writing no later than 8:00 a.m. the day of the meeting.

Any writings or documents that are public records and are provided to a majority of the governing board regarding an open session item on this agenda are available for public inspection and may be accessed under the Board Agenda and backup information housed on the District website at www.central.k12.ca.us.

CUSD Mission Statement ~

Central Union School District seeks to be an exemplary learning community. We build the foundation of this community through meaningful relationships, relevant and engaging learning, effective communication, and providing a safe atmosphere. Each student will be treated as an individual, given the tools to be a lifelong learner, and taught to function as a member of a group and as a productive member of society. We challenge ourselves to be better than we think we can be, and advocate for the greater good of our community. Our success in this mission will build lifelong, confident learners, who have the tools necessary for success in a changing world.

1. OPEN PUBLIC SESSION:

- a. Call to Order
- b. Roll Call
- c. Flag Salute

Trustees:

Dale Davidson, Jeffrey Gilcrease and Ceil Howe III

District Administration:

Superintendent Tom Addington, Traci Fullerton, Teresa Santamaria, Davinder Sidhu and Mark Tompkins.

CUSD Employee Associations' Representatives and others in attendance

- c. Approve Separations:
 - i. 38-5/23
 - ii. 39-5/23
 - iii. 40-5/23
 - iv. 41-5/23
 - v. 42-5/23
 - vi. 43-6/23
- d. Approve Agreement with Lozano Smith 2023-24 (ta)
- e. Approve Agreement with Kings County Office of Education to operate After School Education and Safety (ASES) program at Central and Stratford Schools for the 2023-24 school year (ta)
- f. Approve agreement with Kings County Office of Education to operate Program for After School Enrichment (PASE) Expansion at Stratford for the 2022-23 school year (ta)
- g. Approve Agreement with Kings County Office of Education for intersession Expanded Learning Opportunities at Stratford for the 2022-23 school year (ta)
- h. Approve agreement with Kings County Office of Education to operate Program for After School Enrichment (PASE) for the 2023-24 school year (ta)
 - i. Central School
 - ii. Neutra School
 - iii. Stratford School
- i. Approve Model B Migrant Service Agreement with Tulare County Office of Education (ta)
- j. Approve Agreement with Goal Book (ta)
- k. Approve Agreement with Grand Canyon University for student teacher affiliation (ta)
- l. Approve Agreement with Corporation for Education Network Initiatives in California (CENIC) regarding Broadband Infrastructure Grant (BIG) program for Akers and Neutra Schools (ta)
- m. Approve Agreement with RMA Geoscience for the geotech and geohazards with the RJ Neutra Elementary School

Approve Items a) through m)

8. **OLD BUSINESS:**

- a. none

9. **NEW BUSINESS**

- a. Announce out any closed session decision (ta)
- b. Approve May 2023 District warrants (ts)
- c. Approve May 2023 Fiscal Position Reports for General Fund and Cafeteria Fund (ts)

- d. Approve the opening of the hearing on the Central Union School District 2023-2024 District Local Control Accountability Plan (ta) and the 2023-2024 District Budget (ts)

President Davidson offers the public the opportunity to address the Central Union School District 2023-2024 LCAP and Budget

- e. Approve the closing of the hearing on the Central Union School District 2023-2024 District Local Control Accountability Plan (cr) and the 2023-2024 District Budget (ts)
- f. Approve Central Union School District 2023-2024 District Local Control Accountability Plan (ta) and the 2023-2024 District Budget (ts)
- g. Approve Resolution #I-06-16-2023 transfer budget revisions (ts)
- h. Approve Resolution #J-06-16-2023 Education Protection Act (ts)
- i. Approve Resolution #K-06-16-2023 Delegation of Powers/Duties (ts)
- j. Approve 2023-24 District Consolidated Application for Funding (ta)
- k. Approve 2023-24 Local Control and Accountability Plan (LCAP) Every Student Succeeds Act (ESSA) Federal Addendum (ta)
- l. Approve 2022-23 District Local Indicators Report (ta)
- m. Accept project bid from R.E. Jacobs Construction Company for installation of gym floor at Stratford Elementary School (ta)
- n. Cancel scheduled board meeting of July 10, 2023 (ta)

10. BOARD MEMBER COMMENTS:

11. CLOSED SESSION:

The closed session of the Board of Trustees will be held to consider the following:

- a. Student Discipline and Other Confidential Student Matters - Consider expulsion of case #D-06-16-2023 (Gov. Code §35146)
- b. Labor Negotiations (Gov. Code §54957.6)
 - i. **Employee organization(s):** CUETA & CUCEA
- c. Superintendent's Evaluation {Gov. Code §54957}

NIISA NOTES

National Indian Impacted Schools Association, P.O. Box 30, Naytahwaush, MN 56566

www.niisaindianlands.org (218) 935-5848 FAX (218) 935-2740 gishbd@arvig.net

Impact Aid Infrastructure Partnership Act

2023 DIRECTORS

- Pres. L.DuFrain, SD
- Pres Elect D.Dennison, AZ
- Im Past Pres. Q. Natay, AZ
- Treas. D.Hudson, WY
- Sec. S. Hawkins, AZ
- Mbr. E. Stansberry, NE
- Mbr. J. Cerna, WA
- Mbr. V.St. Pierre, MT
- Mbr. C. Blotsky , SD
- Mbr Stephen Haynes, OK
- Mbr. Karen Magara, NY
- SchBd Rep B. Gallup, MT

For the past several years, the NIISA Board of Directors has been working to secure increased school construction funding for Indian lands school districts. Surveys conducted by NIISA, NAFIS and the GAO revealed a huge backlog of need for renovation of existing facilities, new construction and teacher housing. Further, the surveys revealed that

federally impacted school districts many times have little to no bonding capacity to address the infrastructure construction.

It is acknowledged that the Impact Aid Program does have a construction section (7007) but the annual appropriation of \$18.4 M falls far short of the identified need of \$3-4 B. It is imperative that Congress steps to the plate to appropriate both short/long-term funding.

To that end, NIISA has drafted the "Impact Aid Infrastructure Partnership Act". The Act is a hybrid of the infrastructure bill introduced by NAFIS in 2022. The NIISA bill asks for \$1 Billion divided equally over four years to address schools with code violations (Priority 1) or schools that do not meet architect/engineer standards (Priority 2). Note—districts with bonding capacity would contribute to a project.

NIISA Timely Topics

Priority 1 and 2 grants would receive 75% of appropriated funds with the remaining 25% distributed through the Impact Aid Program.

NIISA is working with NAFIS to secure a sponsor(s) for the bill. From there, we will be seeking House and Senate members to sign on in support. Please be ready to reach out to your member urging his/her support. Your advocacy will be critical to securing

as many members to sign on to the bill as possible. Stay tuned for updates.

2023 is the Anniversary of NIISA! Plans are underway to make the 2023 annual conference a celebration of past accomplishments and a future filled with possibilities. Dates—December 11 & 12 (FISEF trng 9 &10) Harrah's, Las Vegas. Hotel reservations- <https://book.passkey.com/go/NIISA> Conference content and registration materials will be sent at a later date.

Make plans to attend today!

Federal Relations Outreach—FRO

Representatives from military, Indian lands, and federal properties school districts traveled to Washington, DC on April 19&20 to meet with key members of Congress. Message--\$70 increase Impact Aid approps, full funding Impact Aid prog, Impact Aid infrastructure funding & join coalition. Reach out to your member—urge support!

Calendar

NAFIS Fall Conference, Sept. 17-19, Hyatt Regency Capital Hill, Washington, DC

2023 NIISA Ann. Conference (Tentative) Dec. 11-12 (FISEF Trng 9-10) Harrah's Hotel and Casino, Las Vegas



**COUNTY OF KINGS
DEPARTMENT OF FINANCE**


Erik Gonzalez, CPA – Director of Finance
1400 W. LACEY BLVD • HANFORD, CA 93230

ACCOUNTING DIVISION
(559) 852-2455 • FAX: (559) 587-9935

TAX COLLECTOR • TREASURER DIVISION
TAX: (559) 852-2479 • TREASURER (559) 852-2477
FAX: (559) 582-1236

DATE: May 11, 2023

TO: Treasury Depositors
Board of Supervisors
County Treasury Oversight Committee

FROM: Erik Gonzalez, CPA, Director of Finance 

SUBJECT: Quarterly Portfolio Compliance Report

Enclosed is the Kings County Treasurer's - Quarterly Compliance Report for the period January 1 – March 31, 2023. The interest rate for the quarter for funds held by the Treasury was 1.7601%.

If you have any questions on the report or the portfolio, please feel free to call Tammy Phelps, Assistant Director of Finance - Treasury, at 852-2462.

Encl. 1

Kings County Treasurer's Statement of Interest Earnings

For the Period January 1, 2023 - March 31, 2023	
POOLED INVESTMENT ACCOUNT:	
Gross Interest Earnings (on Accrual Basis)	\$3,123,117
Less: Administrative Expenses	(105,302)
Gains/Losses	0
Banking Expenses	(5,570)
Prior Qtr int adjustments	6,307
Net Interest Earnings Apportioned	\$3,018,552
Portfolio Return of Investment:	
Average Pooled Funds Invested	\$685,749,412
Gross Yield on Investments	1.8470%
Net Yield on Investments	1.7852%
Treasury Return on Investment:	
Average Pooled Funds In Treasury	\$695,527,401
Gross Yield Pooled Treas Funds	1.8211%
Net Yield on Pooled Treasury Funds	1.7601%
DIRECT INVESTMENT ACCOUNT:	
Average Direct Funds Invested	\$0
TOTAL AVERAGE FUNDS INVESTED:	\$685,749,412

YIELD TRENDS		
Gross Yield History*		
Quarter	Pool	LAIF
Mar-23	1.8470%	2.7353%
Dec-22	1.3220%	2.0735%
Sep-22	1.0753%	1.3503%
Jun-22	0.8680%	0.7510%
Mar-22	0.7687%	0.3196%
Dec-21	0.7776%	0.2284%
Sep-21	0.7267%	0.2416%
Jun-21	0.7322%	0.3275%
Mar-21	0.8324%	0.4432%
Dec-20	1.0132%	0.6292%
Sep-20	1.3673%	0.8452%
Jun-20	1.6573%	1.3581%
Mar-20	2.0807%	2.0260%
Dec-19	2.1773%	2.2813%
Sep-19	2.1504%	2.4462%
Jun-19	2.2076%	2.5655%
Mar-19	2.1971%	2.5464%
Dec-18	1.9793%	2.3994%

*The yield history represents gross portfolio yields; costs have not been deducted.

Kings County Treasurer's Liquidity Projections for the Period April 1, 2023 - March 31, 2024 (In Thousands)

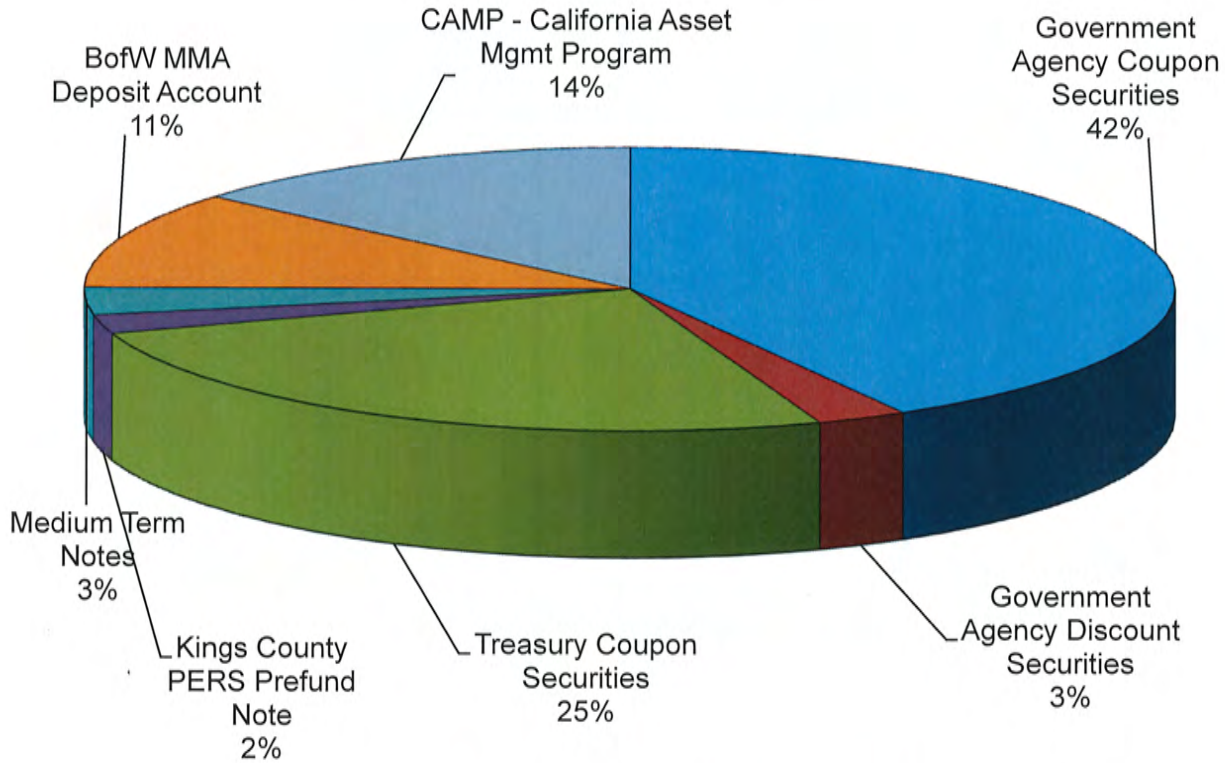
ACTUAL MONTH/ YEAR	A	B	C	D			E	F	G
	TREASURER'S RECEIPTS ACTUAL	TREASURER'S DISBURSEMENTS ACTUAL	TREASURER'S SURPLUS or (DEFICIT) (A-B)	INVESTMENTS			TOTAL (D+E)	ESTIMATE SURPLUS (F+C)	
				MONTH YEAR	PORTFOLIO MATURITIES	LAIF			
Jul-22	48,984	111,576	(62,592)	Jul-23	15,000	75,000	90,000	27,408	
Aug-22	59,199	88,618	(29,419)	Aug-23	16,000	27,408	43,408	13,989	
Sep-22	95,223	70,109	25,114	Sep-23	10,000	13,989	23,989	49,103	
Oct-22	88,192	75,764	12,428	Oct-23	20,000	49,103	69,103	81,531	
Nov-22	109,853	78,581	31,272	Nov-23	13,000	75,000	88,000	119,272	
Dec-22	163,466	90,346	73,120	Dec-23	12,000	75,000	87,000	160,120	
Jan-23	77,323	76,129	1,194	Jan-24	16,000	75,000	91,000	92,194	
Feb-23	97,611	122,786	(25,175)	Feb-24	14,000	75,000	89,000	63,825	
Mar-23	128,505	86,761	41,744	Mar-24	10,000	75,000	85,000	126,744	
Apr-22	115,883	67,559	48,324	Apr-23	3,000	75,000	78,000	126,324	
May-22	71,867	89,522	(17,655)	May-23	15,000	75,000	90,000	72,345	
Jun-22	143,446	104,475	38,971	Jun-23	26,000	72,345	98,345	137,316	
TOTALS	1,199,552	1,062,226	137,326		170,000				

Sufficient liquidity exists to meet the mandated six months cash flow expenditure requirements. The historical receipts have been adjusted for expected non-re-occurring participant activity.

**KINGS COUNTY POOLED INVESTMENTS
PORTFOLIO STATISTICS**

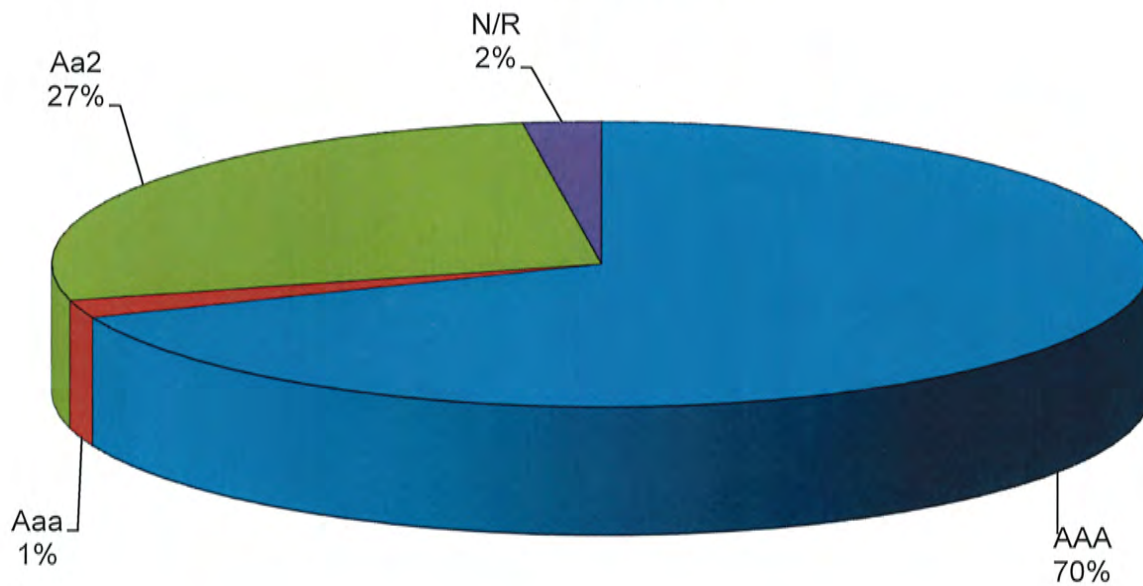
Book Value by Investment Type

as of March 31, 2023



Market Value Quality Allocation

as of March 31, 2023





**Kings County Investment Pool
Portfolio Management
Portfolio Summary
March 31, 2023**


Kings County
1400 W. Lacey Blvd.
Kings County Govt. Center
Hanford, CA
(559)582-3211

Investments	Par Value	Market Value	Book Value	% of Portfolio	Days to Maturity	YTM 365 Equiv.	YTM 360 Equiv.
Government Agency Coupon Securities	302,000,000.00	283,688,010.00	302,013,588.74	41.67	662	0.753	0.743
Government Agency Disc. -At Cost	20,000,000.00	19,613,700.00	19,397,968.05	2.68	152	4.892	4.825
Treasury Coupon Securities	185,000,000.00	176,949,550.00	184,526,545.55	25.46	519	1.124	1.109
Kings County PERS Prefund Note	16,097,569.48	16,097,569.48	15,648,179.00	2.16	86	3.150	3.107
Medium Term Notes	23,000,000.00	21,628,670.00	22,742,937.06	3.14	835	1.945	1.918
BofW MMA Deposit Account	80,199,953.42	80,199,953.42	80,199,953.42	11.06	1	4.230	4.172
CAMP - California Asset Mgmt Progr	100,298,818.54	100,298,818.54	100,298,818.54	13.84	1,762	4.920	4.853
Investments	726,596,341.44	698,476,271.44	724,827,990.36	100.00%	684	2.009	1.981

Cash and Accrued Interest							
Passbook/Checking (not included in yield calculations)	6,148,814.73	6,148,814.73	6,148,814.73		1	1.000	0.986
Accrued Interest at Purchase		0.00	0.00				
Ending Accrued Interest		1,634,531.83	1,634,531.83				
Subtotal		7,783,346.56	7,783,346.56				
Total Cash and Investments	732,745,156.17	706,259,618.00	732,611,336.92		684	2.009	1.981

Total Earnings	March 31 Month Ending	Fiscal Year To Date
Current Year	1,217,285.11	6,812,861.88
Average Daily Balance	679,626,464.63	630,853,639.62
Effective Rate of Return	2.11%	1.44%

The Pooled Portfolio was in compliance during the quarter ending March 31, 2023, with California Government Code Sections 53601 et.seq. and 53635, and the Director of Finance's Statement of Investment Policy dated January 1, 2023. Market prices are provided by U.S. Bank and are as of the last business day of the month. Ratings listed in the Portfolio Reports are issued by Moody's Rating Agency. If you have any questions about the Pooled Investment Fund, please call Tammy Phelps, Assistant Director of Finance - Treasury, at (559) 852-2462.


Erik Gonzalez, CPA,, Director of Finance

5/11/23

**Kings County Investment Pool
Portfolio Management
Portfolio Details - Investments
March 31, 2023**

CUSIP	Investment #	Issuer	Average Balance	Purchase Date	Par Value	Market Value	Book Value	Stated Rate	Moody's	YTM 360	Days to Maturity	Maturity Date
Government Agency Coupon Securities												
3133ENVS6	210050	Federal Farm Credit Bank		05/02/2022	5,000,000.00	4,988,550.00	5,000,000.00	2.030	AAA	2.002	31	05/02/2023
3137EAEV7	200035	Federal Home Loan Mortf. Co.		01/14/2021	3,000,000.00	2,946,690.00	3,000,746.81	0.250	AAA	0.197	145	08/24/2023
3135G06H1	200036	Federal Nat'l Mortgage Assoc.		01/14/2021	3,000,000.00	2,913,360.00	3,000,595.93	0.250	AAA	0.227	240	11/27/2023
3135GA6J5	200030	Federal Nat'l Mortgage Assoc.		12/07/2020	3,000,000.00	2,908,200.00	3,000,000.00	0.320	AAA	0.316	250	12/07/2023
3135GA6D8	200031	Federal Nat'l Mortgage Assoc.		12/15/2020	3,000,000.00	2,905,350.00	3,000,000.00	0.320	AAA	0.316	258	12/15/2023
3133EMLT7	200033	Federal Farm Credit Bank		01/06/2021	3,000,000.00	2,898,600.00	3,000,000.00	0.210	AAA	0.207	271	12/28/2023
3135GAC33	200032	Federal Nat'l Mortgage Assoc.		12/29/2020	3,000,000.00	2,900,220.00	3,000,000.00	0.300	AAA	0.296	272	12/29/2023
3133EMMN9	200034	Federal Farm Credit Bank		01/11/2021	3,000,000.00	2,891,910.00	2,999,500.00	0.190	AAA	0.204	285	01/11/2024
3133EMNG3	200037	Federal Farm Credit Bank		01/19/2021	3,000,000.00	2,893,050.00	2,999,410.00	0.230	AAA	0.246	293	01/19/2024
3133EMQL9	200039	Federal Farm Credit Bank		02/12/2021	3,000,000.00	2,880,930.00	3,000,000.00	0.200	AAA	0.197	317	02/12/2024
3130AFW94	190030	Federal Home Loan Banks		12/03/2019	3,000,000.00	2,941,860.00	3,023,645.56	2.500	AAA	1.657	318	02/13/2024
3133EMRZ7	200045	Federal Farm Credit Bank		02/26/2021	3,000,000.00	2,884,800.00	3,000,600.00	0.250	AAA	0.227	331	02/26/2024
3133EMVD1	200053	Federal Farm Credit Bank		04/05/2021	3,000,000.00	2,868,630.00	2,998,875.00	0.330	AAA	0.350	370	04/05/2024
3130ALVY7	200054	Federal Home Loan Banks		04/15/2021	3,000,000.00	2,867,520.00	3,000,000.00	0.400	AAA	0.395	380	04/15/2024
3130ALXQ2	200056	Federal Home Loan Banks		04/29/2021	3,000,000.00	2,866,500.00	3,000,000.00	0.500	AAA	0.493	394	04/29/2024
3133ENWC0	210051	Federal Farm Credit Bank		05/03/2022	5,000,000.00	4,893,600.00	4,998,875.00	2.625	AAA	2.604	398	05/03/2024
3130AMPD8	200062	Federal Home Loan Banks		05/28/2021	3,000,000.00	2,854,830.00	3,000,000.00	0.385	AAA	0.380	423	05/28/2024
3133EME40	200064	Federal Farm Credit Bank		06/03/2021	3,000,000.00	2,850,540.00	3,000,000.00	0.330	AAA	0.325	429	06/03/2024
3130AMKX9	200059	Federal Home Loan Banks		06/07/2021	3,000,000.00	2,851,830.00	3,000,000.00	0.400	AAA	0.395	433	06/07/2024
3130AMLM2	200060	Federal Home Loan Banks		06/07/2021	3,000,000.00	2,850,960.00	3,000,000.00	0.375	AAA	0.370	433	06/07/2024
3130AMND0	200061	Federal Home Loan Banks		06/17/2021	3,000,000.00	2,849,850.00	3,000,000.00	0.430	AAA	0.424	443	06/17/2024
3130AMQC9	200063	Federal Home Loan Banks		06/24/2021	3,000,000.00	2,847,510.00	3,000,000.00	0.420	AAA	0.414	450	06/24/2024
3130AMRZ7	200065	Federal Home Loan Banks		06/28/2021	3,000,000.00	2,844,840.00	3,000,000.00	0.375	AAA	0.370	454	06/28/2024
3130AMT85	200066	Federal Home Loan Banks		06/28/2021	3,000,000.00	2,845,740.00	3,000,000.00	0.400	AAA	0.395	454	06/28/2024
3135G0V75	190029	Federal Nat'l Mortgage Assoc.		12/03/2019	3,000,000.00	2,894,400.00	3,003,016.01	1.750	AAA	1.657	458	07/02/2024
3130AMV82	210001	Federal Home Loan Banks		07/12/2021	3,000,000.00	2,841,120.00	3,000,000.00	0.350	AAA	0.345	468	07/12/2024
3130AMZ88	210002	Federal Home Loan Banks		07/12/2021	3,000,000.00	2,847,360.00	3,000,000.00	0.520	AAA	0.513	468	07/12/2024
3130AN5A4	210003	Federal Home Loan Banks		07/26/2021	3,000,000.00	2,848,890.00	3,000,000.00	0.500	AAA	0.493	482	07/26/2024
3130AN7K0	210004	Federal Home Loan Banks		07/29/2021	5,000,000.00	4,751,750.00	5,000,000.00	0.400	AAA	0.395	485	07/29/2024
3130ANDX5	210006	Federal Home Loan Banks		08/16/2021	5,000,000.00	4,730,550.00	5,000,000.00	0.500	AAA	0.493	503	08/16/2024
3130ANGT1	210007	Federal Home Loan Banks		08/23/2021	5,000,000.00	4,736,200.00	5,000,000.00	0.410	AAA	0.404	510	08/23/2024
3130AMCN0	200057	Federal Home Loan Banks		05/26/2021	3,000,000.00	2,835,720.00	3,000,000.00	0.500	AAA	0.493	513	08/26/2024
3130ANNS5	210009	Federal Home Loan Banks		08/30/2021	5,000,000.00	4,725,350.00	5,000,000.00	0.500	AAA	0.493	515	08/28/2024
3135G0ZR7	190028	Federal Nat'l Mortgage Assoc.		12/03/2019	3,000,000.00	2,928,690.00	3,040,693.87	2.625	AAA	1.657	524	09/06/2024
3130APK20	210029	Federal Home Loan Banks		12/03/2021	5,000,000.00	4,723,850.00	4,978,905.33	0.650	AAA	0.861	545	09/27/2024
3133ENCA6	210025	Federal Farm Credit Bank		10/25/2021	5,000,000.00	4,715,200.00	4,998,033.33	0.700	AAA	0.710	573	10/25/2024

Portfolio POOL
RC
PM (PRF_PM2) 7.3.0

**Kings County Investment Pool
Portfolio Management
Portfolio Details - Investments
March 31, 2023**

CUSIP	Investment #	Issuer	Average Balance	Purchase Date	Par Value	Market Value	Book Value	Stated Rate	Moody's	YTM 360	Days to Maturity	Maturity Date
Government Agency Coupon Securities												
3133EK6J0	190025	Federal Farm Credit Bank		11/08/2019	3,000,000.00	2,867,370.00	2,988,240.00	1.625	AAA	1.806	587	11/08/2024
3133ENDU1	210027	Federal Farm Credit Bank		11/15/2021	5,000,000.00	4,715,800.00	5,000,000.00	0.740	AAA	0.730	594	11/15/2024
3130APMB8	210026	Federal Home Loan Banks		11/22/2021	5,000,000.00	4,714,200.00	5,000,000.00	0.750	AAA	0.740	601	11/22/2024
3130APVG7	210028	Federal Home Loan Banks		11/30/2021	5,000,000.00	4,732,700.00	5,000,000.00	1.000	AAA	0.986	604	11/25/2024
3133ENGQ7	210030	Federal Farm Credit Bank		12/09/2021	5,000,000.00	4,721,200.00	5,000,000.00	0.920	AAA	0.907	618	12/09/2024
3133ENJH4	210040	Federal Farm Credit Bank		12/27/2021	5,000,000.00	4,720,200.00	5,000,000.00	0.940	AAA	0.927	636	12/27/2024
3130AQEM1	210038	Federal Home Loan Banks		01/06/2022	5,000,000.00	4,712,050.00	5,000,000.00	1.000	AAA	0.986	646	01/06/2025
3130AQEG4	210039	Federal Home Loan Banks		01/10/2022	5,000,000.00	4,710,750.00	5,000,000.00	1.000	AAA	0.986	650	01/10/2025
3130AQFG3	210041	Federal Home Loan Banks		01/21/2022	5,000,000.00	4,718,100.00	5,000,000.00	1.125	AAA	1.110	661	01/21/2025
3130AQLL5	210042	Federal Home Loan Banks		01/27/2022	5,000,000.00	4,711,600.00	5,000,000.00	1.200	AAA	1.184	667	01/27/2025
3130AJ2C2	190049	Federal Home Loan Banks		02/03/2020	3,000,000.00	2,854,200.00	3,000,000.00	1.625	AAA	1.603	674	02/03/2025
3133EMQG0	200040	Federal Farm Credit Bank		02/10/2021	3,000,000.00	2,784,840.00	2,999,250.00	0.320	AAA	0.328	681	02/10/2025
3136G4T52	200005	Federal Nat'l Mortgage Assoc.		08/25/2020	3,000,000.00	2,792,070.00	3,000,000.00	0.520	AAA	0.513	696	02/25/2025
3134GWP26	200014	Federal Home Loan Mort. Co.		09/28/2020	3,000,000.00	2,787,000.00	3,000,000.00	0.500	AAA	0.493	727	03/28/2025
3133ENWH9	210052	Federal Farm Credit Bank		05/09/2022	5,000,000.00	4,874,550.00	4,990,958.33	2.900	AAA	2.935	769	05/09/2025
3136G4Y64	200006	Federal Nat'l Mortgage Assoc.		08/27/2020	3,000,000.00	2,776,860.00	3,000,000.00	0.550	AAA	0.542	787	05/27/2025
3134GWU08	200018	Federal Home Loan Mort. Co.		10/16/2020	3,000,000.00	2,765,370.00	3,000,000.00	0.500	AAA	0.493	837	07/16/2025
3133EMFC1	200026	Federal Farm Credit Bank		10/29/2020	3,000,000.00	2,764,410.00	3,000,000.00	0.530	AAA	0.523	850	07/29/2025
3133EL3P7	200004	Federal Farm Credit Bank		08/24/2020	3,000,000.00	2,761,350.00	3,000,000.00	0.530	AAA	0.523	864	08/12/2025
3136G4Q48	200001	Federal Nat'l Mortgage Assoc.		08/19/2020	3,000,000.00	2,764,620.00	2,998,500.00	0.600	AAA	0.612	871	08/19/2025
3136G4N74	200002	Federal Nat'l Mortgage Assoc.		08/21/2020	3,000,000.00	2,761,530.00	3,000,000.00	0.560	AAA	0.552	873	08/21/2025
3136G4X57	200003	Federal Nat'l Mortgage Assoc.		08/25/2020	3,000,000.00	2,764,920.00	3,000,000.00	0.625	AAA	0.616	877	08/25/2025
3136G4Z63	200007	Federal Nat'l Mortgage Assoc.		08/27/2020	3,000,000.00	2,762,790.00	3,000,000.00	0.600	AAA	0.592	879	08/27/2025
3134GWA22	200010	Federal Home Loan Mort. Co.		09/02/2020	3,000,000.00	2,762,580.00	3,000,000.00	0.550	AAA	0.542	885	09/02/2025
3134GWA55	200008	Federal Home Loan Mort. Co.		09/09/2020	3,000,000.00	2,762,940.00	3,000,000.00	0.650	AAA	0.641	892	09/09/2025
3134GWB70	200009	Federal Home Loan Mort. Co.		09/15/2020	3,000,000.00	2,760,060.00	3,000,000.00	0.625	AAA	0.616	898	09/15/2025
3134GWL38	200013	Federal Home Loan Mort. Co.		09/15/2020	3,000,000.00	2,754,150.00	3,000,000.00	0.540	AAA	0.533	898	09/15/2025
3134GWJ98	200011	Federal Home Loan Mort. Co.		09/16/2020	3,000,000.00	2,734,530.00	3,000,000.00	0.520	AAA	0.513	899	09/16/2025
3134GWU61	200017	Federal Home Loan Mort. Co.		09/22/2020	3,000,000.00	2,751,270.00	3,000,000.00	0.520	AAA	0.513	905	09/22/2025
3130AK3Z7	200012	Federal Home Loan Banks		09/29/2020	3,000,000.00	2,753,280.00	3,000,000.00	0.570	AAA	0.562	912	09/29/2025
3136G43L5	200015	Federal Nat'l Mortgage Assoc.		09/30/2020	3,000,000.00	2,751,780.00	3,000,000.00	0.550	AAA	0.542	913	09/30/2025
3136G44F7	200016	Federal Nat'l Mortgage Assoc.		09/30/2020	3,000,000.00	2,751,720.00	3,000,000.00	0.550	AAA	0.542	913	09/30/2025
3134GWX43	200019	Federal Home Loan Mort. Co.		10/02/2020	3,000,000.00	2,751,120.00	3,000,000.00	0.550	AAA	0.542	915	10/02/2025
3134GWY26	200021	Federal Home Loan Mort. Co.		10/08/2020	3,000,000.00	2,751,210.00	3,000,000.00	0.570	AAA	0.562	921	10/08/2025
3133EMCP5	200022	Federal Farm Credit Bank		10/14/2020	3,000,000.00	2,746,500.00	2,998,200.00	0.520	AAA	0.533	927	10/14/2025
3134GWXX9	200020	Federal Home Loan Mort. Co.		10/15/2020	3,000,000.00	2,748,420.00	3,000,000.00	0.550	AAA	0.542	928	10/15/2025

**Kings County Investment Pool
Portfolio Management
Portfolio Details - Investments
March 31, 2023**

CUSIP	Investment #	Issuer	Average Balance	Purchase Date	Par Value	Market Value	Book Value	Stated Rate	Moody's	YTM 360	Days to Maturity	Maturity Date
Government Agency Coupon Securities												
3136G44U4	200024	Federal Nat'l Mortgage Assoc.		10/20/2020	3,000,000.00	2,743,860.00	3,000,000.00	0.500	AAA	0.493	933	10/20/2025
3136G45C3	200025	Federal Nat'l Mortgage Assoc.		10/27/2020	3,000,000.00	2,745,210.00	3,000,000.00	0.540	AAA	0.533	940	10/27/2025
3134GWYZ3	200023	Federal Home Loan Mort. Co.		10/28/2020	3,000,000.00	2,744,220.00	3,000,000.00	0.530	AAA	0.523	941	10/28/2025
3133EMFS6	200028	Federal Farm Credit Bank		11/03/2020	3,000,000.00	2,743,290.00	3,000,000.00	0.460	AAA	0.454	947	11/03/2025
3135G06G3	200043	Federal Nat'l Mortgage Assoc.		02/23/2021	3,000,000.00	2,744,730.00	2,995,543.57	0.500	AAA	0.543	951	11/07/2025
3134GW6S0	200027	Federal Home Loan Mort. Co.		11/10/2020	3,000,000.00	2,749,380.00	3,000,000.00	0.610	AAA	0.602	954	11/10/2025
3135GA2X8	200029	Federal Nat'l Mortgage Assoc.		11/18/2020	3,000,000.00	2,743,470.00	3,000,000.00	0.550	AAA	0.542	962	11/18/2025
3130ALB94	200041	Federal Home Loan Banks		02/26/2021	3,000,000.00	2,717,340.00	3,000,000.00	0.630	AAA	0.621	1,062	02/26/2026
3133EMSU7	200047	Federal Farm Credit Bank		03/09/2021	3,000,000.00	2,727,900.00	3,000,000.00	0.800	AAA	0.789	1,073	03/09/2026
3130ALDN1	200042	Federal Home Loan Banks		03/16/2021	3,000,000.00	2,726,700.00	3,000,000.00	0.800	AAA	0.789	1,080	03/16/2026
3130ALGB4	200044	Federal Home Loan Banks		03/17/2021	3,000,000.00	2,726,370.00	3,000,000.00	0.800	AAA	0.789	1,081	03/17/2026
3133EMUK6	200049	Federal Farm Credit Bank		03/25/2021	3,000,000.00	2,716,140.00	3,000,000.00	1.050	AAA	1.036	1,089	03/25/2026
3130ALS47	200048	Federal Home Loan Banks		04/07/2021	3,000,000.00	2,734,800.00	3,000,000.00	1.020	AAA	1.006	1,102	04/07/2026
3130ALTE4	200052	Federal Home Loan Banks		04/21/2021	3,000,000.00	2,730,240.00	3,000,000.00	1.000	AAA	0.986	1,116	04/21/2026
3130ALXV1	200055	Federal Home Loan Banks		04/22/2021	3,000,000.00	2,738,370.00	3,000,000.00	1.100	AAA	1.085	1,117	04/22/2026
3130ANN48	210008	Federal Home Loan Banks		09/09/2021	5,000,000.00	4,513,000.00	5,000,000.00	1.000	AAA	0.986	1,257	09/09/2026
Subtotal and Average			302,015,776.58		302,000,000.00	283,688,010.00	302,013,588.74			0.743	662	
Government Agency Disc. -At Cost												
313384JA8	220004	Federal Home Loan Banks		01/11/2023	5,000,000.00	4,935,050.00	4,881,952.78	4.670	AAA	4.783	102	07/12/2023
313384JS9	220005	Federal Home Loan Banks		01/11/2023	5,000,000.00	4,924,750.00	4,871,987.50	4.655	AAA	4.805	118	07/28/2023
313384MQ9	220002	Federal Home Loan Banks		01/11/2023	5,000,000.00	4,881,350.00	4,826,544.44	4.660	AAA	4.852	188	10/06/2023
313384NE5	220003	Federal Home Loan Banks		01/11/2023	5,000,000.00	4,872,550.00	4,817,483.33	4.660	AAA	4.860	202	10/20/2023
Subtotal and Average			19,397,968.05		20,000,000.00	19,613,700.00	19,397,968.05			4.825	152	
LAIF - Local Agency Investment Pool												
SYS990001	990001	Local Agency Investment Fund			0.00	0.00	0.00	1.970	N/R	1.943	1	
Subtotal and Average			0.00		0.00	0.00	0.00			0.000	0	
Treasury Coupon Securities												
912828ZP8	210054	United States Treasury		05/12/2022	5,000,000.00	4,973,400.00	4,952,352.24	0.125	AAA	2.048	44	05/15/2023
9128284S6	210066	United States Treasury		06/28/2022	5,000,000.00	4,983,950.00	4,997,468.47	2.750	AAA	0.000	60	05/31/2023
912828ZU7	210055	United States Treasury		05/12/2022	5,000,000.00	4,955,900.00	4,953,851.43	0.250	AAA	2.103	75	06/15/2023
91282CCK5	210056	United States Treasury		05/12/2022	5,000,000.00	4,945,500.00	4,949,448.97	0.125	AAA	2.168	90	06/30/2023
91282CCN9	210057	United States Treasury		05/12/2022	5,000,000.00	4,924,400.00	4,947,250.70	0.125	AAA	2.260	121	07/31/2023
912828VS6	210067	United States Treasury		06/28/2022	5,000,000.00	4,956,650.00	4,989,214.78	2.500	AAA	2.903	136	08/15/2023

**Kings County Investment Pool
Portfolio Management
Portfolio Details - Investments
March 31, 2023**

CUSIP	Investment #	Issuer	Average Balance	Purchase Date	Par Value	Market Value	Book Value	Stated Rate	Moody's	YTM 360	Days to Maturity	Maturity Date
Treasury Coupon Securities												
9128284X5	210068	United States Treasury		06/28/2022	5,000,000.00	4,960,350.00	4,995,225.09	2.750	AAA	2.902	152	08/31/2023
91282CAK7	210069	United States Treasury		06/28/2022	5,000,000.00	4,898,450.00	4,930,229.45	0.125	AAA	2.927	167	09/15/2023
91282CDA6	210058	United States Treasury		05/12/2022	5,000,000.00	4,892,600.00	4,947,728.82	0.250	AAA	2.351	182	09/30/2023
91282CAP6	210021	United States Treasury		10/18/2021	5,000,000.00	4,878,300.00	4,986,467.83	0.125	AAA	0.392	197	10/15/2023
91282CDD0	210059	United States Treasury		05/12/2022	5,000,000.00	4,877,750.00	4,899,106.73	0.375	AAA	2.413	213	10/31/2023
91282CAW1	210035	United States Treasury		12/07/2021	5,000,000.00	4,862,700.00	4,982,580.50	0.250	AAA	0.593	228	11/15/2023
91282CDM0	210031	United States Treasury		12/07/2021	5,000,000.00	4,862,700.00	4,994,971.31	0.500	AAA	0.593	243	11/30/2023
91282CBE0	210022	United States Treasury		10/18/2021	5,000,000.00	4,823,450.00	4,983,287.55	0.125	AAA	0.455	289	01/15/2024
9128285Z9	210032	United States Treasury		12/07/2021	5,000,000.00	4,908,600.00	5,091,268.16	2.500	AAA	0.648	305	01/31/2024
9128286G0	210037	United States Treasury		12/07/2021	5,000,000.00	4,895,500.00	5,083,164.26	2.375	AAA	0.690	334	02/29/2024
91282CBR1	210023	United States Treasury		10/18/2021	5,000,000.00	4,797,050.00	4,987,394.68	0.250	AAA	0.496	349	03/15/2024
91282CBR1	210033	United States Treasury		12/07/2021	5,000,000.00	4,797,050.00	4,977,580.29	0.250	AAA	0.692	349	03/15/2024
912828X70	210034	United States Treasury		12/07/2021	5,000,000.00	4,862,700.00	5,094,992.41	2.000	AAA	0.709	395	04/30/2024
91282CCC3	210019	United States Treasury		08/31/2021	5,000,000.00	4,767,950.00	4,993,511.99	0.250	AAA	0.332	410	05/15/2024
912828XT2	210020	United States Treasury		08/31/2021	5,000,000.00	4,859,750.00	5,123,874.82	2.000	AAA	0.335	426	05/31/2024
912828YH7	210010	United States Treasury		08/24/2021	5,000,000.00	4,797,450.00	5,079,686.47	1.500	AAA	0.425	548	09/30/2024
91282CDB4	210024	United States Treasury		10/18/2021	5,000,000.00	4,728,900.00	4,995,689.37	0.625	AAA	0.659	563	10/15/2024
91282CDB4	210036	United States Treasury		12/07/2021	5,000,000.00	4,728,900.00	4,977,824.26	0.625	AAA	0.838	563	10/15/2024
912828YM6	210011	United States Treasury		08/24/2021	5,000,000.00	4,789,850.00	5,104,013.64	1.500	AAA	0.445	579	10/31/2024
912828Z52	210013	United States Treasury		08/26/2021	5,000,000.00	4,758,400.00	5,083,227.58	1.375	AAA	0.526	671	01/31/2025
912828ZC7	210014	United States Treasury		08/26/2021	5,000,000.00	4,727,750.00	5,057,020.28	1.125	AAA	0.542	699	02/28/2025
912828ZL7	210015	United States Treasury		08/26/2021	5,000,000.00	4,637,500.00	4,974,004.10	0.375	AAA	0.578	760	04/30/2025
912828ZW3	210012	United States Treasury		08/24/2021	5,000,000.00	4,608,400.00	4,956,672.30	0.250	AAA	0.593	821	06/30/2025
91282CBC4	210044	United States Treasury		01/31/2022	5,000,000.00	4,557,400.00	4,831,145.10	0.375	AAA	0.000	1,005	12/31/2025
91282CBT7	210045	United States Treasury		01/31/2022	5,000,000.00	4,574,400.00	4,880,575.66	0.750	AAA	1.554	1,095	03/31/2026
91282CBW0	210016	United States Treasury		08/26/2021	5,000,000.00	4,558,200.00	4,997,663.57	0.750	AAA	0.754	1,125	04/30/2026
912828R36	210017	United States Treasury		08/26/2021	5,000,000.00	4,681,450.00	5,147,071.79	1.625	AAA	0.757	1,140	05/15/2026
91282CCJ8	210018	United States Treasury		08/26/2021	5,000,000.00	4,559,200.00	5,014,099.16	0.875	AAA	0.782	1,186	06/30/2026
91282CCP4	210046	United States Treasury		01/31/2022	5,000,000.00	4,510,150.00	4,834,736.60	0.625	AAA	1.586	1,217	07/31/2026
91282CCW9	210047	United States Treasury		01/31/2022	5,000,000.00	4,518,750.00	4,855,947.40	0.750	AAA	1.585	1,248	08/31/2026
91282CCZ2	210048	United States Treasury		01/31/2022	5,000,000.00	4,528,150.00	4,876,197.79	0.875	AAA	1.590	1,278	09/30/2026
Subtotal and Average			189,259,719.84		185,000,000.00	176,949,550.00	184,526,545.55			1.109	519	

Kings County PERS Prefund Note

SYS220001	220001	Kings County Pension Note		07/26/2022	16,097,569.48	16,097,569.48	15,648,179.00	3.000		3.107	86	06/26/2023
-----------	--------	---------------------------	--	------------	---------------	---------------	---------------	-------	--	-------	----	------------

**Kings County Investment Pool
Portfolio Management
Portfolio Details - Investments
March 31, 2023**

CUSIP	Investment #	Issuer	Average Balance	Purchase Date	Par Value	Market Value	Book Value	Stated Rate	Moody's	YTM 360	Days to Maturity	Maturity Date
Subtotal and Average			15,648,179.00		16,097,569.48	16,097,569.48	15,648,179.00			3.107	86	
Medium Term Notes												
931142DH3	180045	Wal-Mart Stores		05/07/2019	3,000,000.00	2,998,620.00	2,998,579.35	2.550	Aa2	2.614	10	04/11/2023
594918BQ6	210053	Microsoft Corp		05/10/2022	3,000,000.00	2,969,670.00	2,997,468.75	2.000	Aaa	2.141	129	08/08/2023
037833DM9	190020	Apple Inc		10/28/2019	2,000,000.00	1,927,980.00	1,999,137.48	1.800	Aaa	1.805	529	09/11/2024
037833EB2	200038	Apple Inc		02/08/2021	3,000,000.00	2,729,550.00	3,000,000.00	0.700	Aaa	0.690	1,044	02/08/2026
037833EB2	200046	Apple Inc		03/01/2021	2,000,000.00	1,819,700.00	1,987,467.87	0.700	Aaa	0.902	1,044	02/08/2026
037833DN7	210049	Apple Inc		04/05/2022	5,000,000.00	4,675,850.00	4,883,750.00	2.050	Aaa	2.722	1,259	09/11/2026
931142ER0	210043	Wal-Mart Stores		01/31/2022	5,000,000.00	4,507,300.00	4,876,533.61	1.050	Aa2	1.764	1,265	09/17/2026
Subtotal and Average			22,727,293.69		23,000,000.00	21,628,670.00	22,742,937.06			1.918	835	
BofW MMA Deposit Account												
SYS999993	999993	Bank of the West		07/01/2019	80,199,953.42	80,199,953.42	80,199,953.42	4.230	Aa2	4.172	1	
Subtotal and Average			57,264,514.63		80,199,953.42	80,199,953.42	80,199,953.42			4.172	1	
CAMP - California Asset Mgmt Progr												
999995	999995	California Asset Mgmt Program		01/27/2023	100,298,818.54	100,298,818.54	100,298,818.54	4.920		4.853	1,762	01/27/2028
Subtotal and Average			73,114,663.99		100,298,818.54	100,298,818.54	100,298,818.54			4.853	1,762	
Total and Average			679,428,115.77		726,596,341.44	698,476,271.44	724,827,990.36			1.981	684	



CENTRAL UNION SCHOOL DISTRICT

May 15, 2023

MINUTES

The regular open public meeting of the Central Union School District Board of Trustees was originally scheduled for May 8, 2023. However, pursuant to Government Code 54955 due to a lack of a quorum the meeting was rescheduled to May 15, 2023 at District Presentation Center, 15783 18th Avenue, Lemoore, CA 93245. The Board meeting began with a preliminary open session at **4:45 p.m.** and adjourned into closed session at **4:45 p.m.** After the closed session the general open session was called to order at **6:00 p.m.** The meeting adjourned at **6:16 p.m.**

Any individual who requires a translator, disability-related accommodations or modifications including auxiliary aids and services in order to participate in the Board meeting should contact the Superintendent or designee in writing no later than 8:00 a.m. the day of the meeting.

Any writings or documents that are public records and are provided to a majority of the governing board regarding an open session item on this agenda are available for public inspection and may be accessed under the Board Agenda and backup information housed on the District website at www.central.k12.ca.us.

CUSD Mission Statement ~

Central Union School District seeks to be an exemplary learning community. We build the foundation of this community through meaningful relationships, relevant and engaging learning, effective communication, and providing a safe atmosphere. Each student will be treated as an individual, given the tools to be a lifelong learner, and taught to function as a member of a group and as a productive member of society. We challenge ourselves to be better than we think we can be, and advocate for the greater good of our community. Our success in this mission will build lifelong, confident learners, who have the tools necessary for success in a changing world.

1. OPEN PUBLIC SESSION:

- a. Call to Order
- b. Roll Call
- c. Flag Salute

Trustees:

Dale Davidson, Jeffrey Gilcrease and Ceil Howe III all members were present.

District Administration:

Superintendent Tom Addington, Elizabeth Alvarado, Loretta Black, Darin Denney, Traci Fullerton, Brittany Gately, Anne Gonzales, Christina Gonzales, Michelle King, Penny Miller, Cindee Rael, Teresa Santamaria, Davinder Sidhu, Heiko

Sweeney and Mark Tompkins were present.

CUSD Employee Associations' Representatives and others in attendance

2. PROCEDURE FOR VISITORS WHO WISH TO ADDRESS THE BOARD:

The Board invites and welcomes your comments. Your input is important. Most questions asked of the Board require research and/or investigation. Therefore, the Board may respond to your questions in writing. However, if the comments involve a District employee or a student, the President will, at that time, explain the rights of the Speaker and the rights of the employee and/or student. In accordance with Board Bylaw 9323, The Board shall limit the individual speakers to no more than five minutes in length with no more than thirty minutes per item.

3. PRESENTATION(S):

- a. None

4. DISTRICT REPORTS

- a. ESSER-III Update
- b. Business Services
- c. Superintendent Update

ENROLLMENT	BEG. OF YEAR 2021-2022	BEG. OF YEAR 2022-2023	April 2021-22	April 2022-23	Inter Districts	TOTAL
AKERS	720	672	707	676	LESD	24
CENTRAL	257	226	280	250	HANFORD	9
NEUTRA	449	413	439	425	OTHER	1
STRATFORD	260	283	385	298	Intra-District	7
TOTAL	1686	1594	1711	1649	TOTAL	41

5. COURTESY TO VISITORS:

6. CORRESPONDENCE AND BOARD INFORMATION:

- a. KCOE certification of second interim report
- b. Impact Spring 2023 Update
- c. School Newsletter
- d. 8th Grade Ceremonies
 - i. Tuesday, May 30, 2023

- 1. Stratford School - 6:00 PM
- ii. Wednesday, May 31, 2023
 - 1. Central School - 5:00 PM
 - 2. Akers School - 6:00 PM

7. CONSENT AGENDA:

(at this time board members may request that an item or items be removed from the consent agenda and placed as 'new business')

- a. Approved minutes of the regular board meeting of April 17, 2023
- b. Approved separation:
 - i. 31-4/23
 - ii. 32-4/23
 - iii. 33-4/23
 - iv. 34-4/23
 - v. 35-4/23
 - vi. 36-4/23
 - vii. 37-5/23
- c. Approved CUESD cost coverage for general liability insurance with SISC for School Connected organizations for Akers, Central, and Stratford parent organizations
- d. Approved Agreement with Kings County Office of Education re New Teacher induction
- e. Approved Technology Surplus
- f. Approved Neutra Library Surplus
- g. Approved DELAC Committee Report for 2022-23

Approved items a) through g)

Motion: Jeffrey Gilcrease

Seconded: Ceil Howe, III

Dale Davidson Vote: AYE

Ceil Howe, III Vote: AYE

Jeffrey Gilcrease Vote: AYE

8. OLD BUSINESS

- a. Approved Second reading of Administrative Regulation 4119.12/4219.12 and Exhibit 4119.12/4219.12 - Title IX Sexual Harassment Complaint Procedures

Motion: Ceil Howe, III

Seconded: Jeffrey Gilcrease

Dale Davidson Vote: AYE

Ceil Howe, III Vote: AYE

Jeffrey Gilcrease Vote: AYE

9. **NEW BUSINESS**

- a. Mr. Howe announced a decision from closed session that based upon violation of Education Code section 48900 (c), it was moved to expel student **B-05-08-2023**, from the Central Union Elementary School District through the end of the current school year, June 2, 2023.

Motion: Ceil Howe, III

Seconded: Jeffrey Gilcrease

Dale Davidson Vote: AYE

Ceil Howe, III Vote: AYE

Jeffrey Gilcrease Vote: AYE

Mr. Gilcrease announced a decision from closed session that based upon violation of Education Code section 48900 (c), it was moved to expel student **C-05-08-2023**, from the Central Union Elementary School District through March 22, 2024.

Further, it was recommended that the student may return under a suspended expulsion order beginning on August 16, 2023. The suspended expulsion order will remain in effect through March 22, 2024. Upon student's return to campus, the site will develop a behavior contract for student **C-05-08-2023**, including satisfactory attendance, appropriate behavior, satisfactory grades, and counseling with the District counselor or psychologist. If the student fails to follow any condition of the behavior contract, the expulsion order will be reinstated.

Motion: Jeffrey Gilcrease

Seconded: Ceil Howe, III

Dale Davidson Vote: AYE

Ceil Howe, III Vote: AYE

Jeffrey Gilcrease Vote: AYE

- b. Approved April 2023 District warrants
- c. Approved April 2023 Fiscal Position Reports for General Fund and Cafeteria Fund

One motion was made to approve items b and c.

Motion: Ceil Howe, III

Seconded: Jeffrey Gilcrease

Dale Davidson Vote: AYE

Ceil Howe, III Vote: AYE

Jeffrey Gilcrease Vote: AYE

- d. Approved Total Compensation Systems adoption of valuation study

Motion: Jeffrey Gilcrease

Seconded: Ceil Howe, III

Dale Davidson Vote: AYE

Ceil Howe, III Vote: AYE

Jeffrey Gilcrease Vote: AYE

e. Approved Resolution H-05-08-2023 CalFire Green Schoolyard grant

Motion: Ceil Howe, III

Seconded: Jeffrey Gilcrease

Dale Davidson Vote: AYE

Ceil Howe, III Vote: AYE

Jeffrey Gilcrease Vote: AYE

f. Approved Temporary Custodian hire for summer 2023

Motion: Jeffrey Gilcrease

Seconded: Ceil Howe, III

Dale Davidson Vote: AYE

Ceil Howe, III Vote: AYE

Jeffrey Gilcrease Vote: AYE

g. Approved job description and management salary line for Director of Student Services

Motion: Ceil Howe, III

Seconded: Jeffrey Gilcrease

Dale Davidson Vote: AYE

Ceil Howe, III Vote: AYE

Jeffrey Gilcrease Vote: AYE

h. Approved revisions to Management Job descriptions

i. Approved revisions to Exhibit 2110 - Organizational flow chart

One motion was made to approve items h and i.

Motion: Jeffrey Gilcrease

Seconded: Ceil Howe, III

Dale Davidson Vote: AYE

Ceil Howe, III Vote: AYE

Jeffrey Gilcrease Vote: AYE

j. Approved RMA Geoscience for geotechnical and materials testing for R.J. Neutra PSMI project

Motion: Jeffrey Gilcrease

Seconded: Ceil Howe, III

Dale Davidson Vote: AYE

Ceil Howe, III Vote: AYE

Jeffrey Gilcrease Vote: AYE

k. Approved Site Single Plans for Student Achievement for the 2023-24 school year

Motion: Ceil Howe, III

Seconded: Jeffrey Gilcrease

Dale Davidson Vote: AYE

Ceil Howe, III Vote: AYE

Jeffrey Gilcrease Vote: AYE

I. Approved Master Plan for English Learners

Motion: Jeffrey Gilcrease

Seconded: Ceil Howe, III

Dale Davidson Vote: AYE

Ceil Howe, III Vote: AYE

Jeffrey Gilcrease Vote: AYE

10. **BOARD MEMBER COMMENTS:** None

11. **CLOSED SESSION:**

The closed session of the Board of Trustees will be held to consider the following:

- a. Student Discipline and Other Confidential Student Matters - Consider expulsion of case #B-05-08-2023 (Gov. Code §35146)
- b. Student Discipline and Other Confidential Student Matters - Consider expulsion of case #C-05-08-2023 (Gov. Code §35146)
- c. Labor Negotiations (Gov. Code §54957.6)

Agency designated representatives:

Employee organization: CUETA

Respectively submitted,

President

Clerk



AGREEMENT FOR LEGAL SERVICES

THIS AGREEMENT is effective July 1, 2023, between the CENTRAL UNION ELEMENTARY SCHOOL DISTRICT (“Client”) and the law firm of LOZANO SMITH, LLP (“Attorney”) (each a “Party” and collectively the “Parties”). Attorney shall provide legal services as requested by Client on the following terms and conditions:

1. **ENGAGEMENT.** Client hires Attorney on an as-requested basis as its legal counsel with respect to matters the Client refers to Attorney. When Client refers a matter to Attorney, Attorney shall confirm availability and ability to perform legal services regarding the matter. After Attorney has completed services for the specific matter referred by Client, then no continuing attorney-client relationship exists until Client requests further services and Attorney accepts a new engagement. If Attorney undertakes to provide legal services to represent Client in such matters, Attorney shall keep Client informed of significant developments and respond to Client’s inquiries regarding those matters. Client understands that Attorney cannot guarantee any particular results, including the costs and expenses of representation. Client agrees to be forthcoming with Attorney, to cooperate with Attorney in protecting Client’s interests, to keep Attorney fully informed of developments material to Attorney’s representation of client, and to abide by this Agreement. Client is hereby advised of the right to seek independent legal advice regarding this Agreement.
2. **RATES TO BE CHARGED.** Client agrees to pay Attorney for services rendered based on the attached rate schedule. Agreements for legal fees on other-than-an-hourly basis may be made by mutual agreement for special projects (including as set forth in future addenda to this Agreement).
3. **REIMBURSEMENT.** Client agrees to reimburse Attorney for actual and necessary expenses and costs incurred in the course of providing legal services to Client, including but not limited to expert, consultant, mediation and arbitration fees. Attorney shall not be required to advance costs on behalf of Client over the amount of \$1,000 unless otherwise agreed to in writing by Attorney. Typical expenses advanced for Client, without prior authorization, include messenger fees, witness fees, expedited delivery charges, travel expenses, court reporter fees and transcript fees. Client authorizes Attorney to retain experts or consultants to perform services.
4. **MONTHLY INVOICES.** Attorney shall send Client a statement for fees and costs incurred every calendar month (the “Statement”). Statements shall set forth the amount, rate and description of services provided. Client shall pay Attorney’s Statements within thirty (30) calendar days after receipt. An interest charge of one percent (1%) per month shall be assessed on balances that are more than thirty (30) calendar days past due, not to exceed 10% per annum.
5. **COMMUNICATIONS BETWEEN ATTORNEY AND CLIENT.** The Parties recognize that all legal advice provided by Attorney is protected by the Attorney-Client and Work Product Privileges. In addition to regular telephone, mail and other common business communication

methods, Client hereby authorizes Attorney to use facsimile transmissions, cellular telephone calls and text, unencrypted email, and other electronic transmissions in communicating with Client. Unless otherwise instructed by Client, any such communications may include confidential information.

6. **POTENTIAL AND ACTUAL CONFLICTS OF INTEREST.** If Attorney becomes aware of any potential or actual conflict of interest between Client and one or more other clients represented by Attorney, Attorney will comply with applicable laws and rules of professional conduct.

7. **INDEPENDENT CONTRACTOR.** Attorney is an independent contractor and not an employee of Client.

8. **TERMINATION.**

a. Termination by Client. Client may discharge Attorney at any time, with or without cause, by written notice to Attorney.

b. Termination by Mutual Consent or by Attorney. Attorney may terminate its services at any time with Client's consent or for good cause. Good cause exists if (a) Client fails to pay Attorney's Statement within sixty (60) calendar days of its date, (b) Client fails to comply with other terms of this Agreement, including Client's duty to cooperate with Attorney in protecting Client's interests, (c) Client has failed to disclose material facts to Attorney or (d) any other circumstance exists that requires termination of this engagement under the ethical rules applicable to Attorney. Additionally, to the extent allowed by law, Attorney may decline to provide services on new matters or may terminate the Agreement without cause upon written notice to Client if Attorney is not then providing any legal services to Client. Even if this Agreement is not terminated, under paragraph 1 an attorney-client relationship exists only when Attorney is providing legal services to Client.

c. Following Termination. Upon termination by either Party: (i) Client shall promptly pay all unpaid fees and costs for services provided or costs incurred pursuant to this Agreement up to the date of termination; (ii) unless otherwise required by law or agreed to by the Parties, Attorney will provide no legal services following notice of termination; (iii) Client will cooperate with Attorney in facilitating the orderly transfer of any outstanding matters to new counsel, including promptly signing a substitution of counsel form at Attorney's request; and (iv) Client shall, upon request, be provided the Client's file maintained for the Client by Attorney and shall sign acknowledgment of receipt upon delivery of that file. For all Statements received by Client from Attorney prior to the date of termination, Client's failure to notify Attorney in writing of any disagreement with either the services performed or the charges for those services as shown in the Statement within thirty (30) calendar days of the date of termination shall be deemed Client's acceptance of and agreement with the Statement. For any billing appearing for the first time on a Statement received by Client from Attorney after the date of termination, failure to notify Attorney in writing of any disagreement with either the

services performed or the charges for those services within thirty (30) calendar days from receipt of the Statement shall be deemed to signify Client's acceptance of and agreement with the Statement.

9. **MAINTENANCE OF INSURANCE.** Attorney agrees that, during the term of this Agreement, Attorney shall maintain liability and errors and omissions insurance.

10. **CONSULTANT SERVICES.** Attorney works with professional consultants that provide services, including but not limited to, investigations, public relations, educational consulting, leadership mentoring and development, financial, budgeting, management auditing, board/superintendent/chancellor relations, administrator evaluation and best practices, and intergovernmental relations. Attorney does not share its legal fees with such consultants. Attorney may offer these services to Client upon request.

11. **DISPUTE RESOLUTION.**

a. **Mediation.** Except as otherwise set forth in this section, Client and Attorney agree to make a good faith effort to settle any dispute or claim that arises under this Agreement through discussions and negotiations and in compliance with applicable law. In the event of a claim or dispute, either Party may request, in writing to the other Party, to refer the dispute to mediation. This request shall be made within thirty (30) calendar days of the action giving rise to the dispute. Upon receipt of a request for mediation, both Parties shall make a good faith effort to select a mediator and complete the mediation process within sixty (60) calendar days. The mediator's fee shall be shared equally between Client and Attorney. Each Party shall bear its own attorney fees and costs. Whenever possible, any mediator selected shall have expertise in the area of the dispute and any selected mediator must be knowledgeable regarding the mediation process. No person shall serve as mediator in any dispute in which that person has any financial or personal interest in the outcome of the mediation. The mediator's recommendation for settlement, if any, is non-binding on the Parties. Mediation pursuant to this provision shall be private and confidential. Only the Parties and their representatives may attend any mediation session. Other persons may attend only with the written permission of both Parties. All persons who attend any mediation session shall be bound by the confidentiality requirements of California Evidence Code section 1115, et seq., and shall sign an agreement to that effect. Completion of mediation shall be a condition precedent to arbitration, unless the other Party refuses to cooperate in the setting of mediation.

b. **Dispute Regarding Fees.** Any dispute as to attorney fees and/or costs charged under this Agreement shall to the extent required by law be resolved under the California Mandatory Fee Arbitration Act (Bus. & Prof. Code §§ 6200, et seq.).

c. **Binding Arbitration.** Except as otherwise set forth in section (b) above, Client and Attorney agree to submit all disputes to final and binding arbitration, either following mediation which fails to resolve all disputes or in lieu of mediation as may be agreed by the Parties in writing. Either Party may make a written request to the other for

arbitration. If made in lieu of mediation, the request must be made within sixty (60) calendar days of the action giving rise to the dispute. If the request for arbitration is made following an unsuccessful attempt to mediate the Parties' disputes, the request must be made within ten (10) calendar days of termination of the mediation. The Parties shall make a good faith attempt to select an arbitrator and complete the arbitration within ninety (90) calendar days. If there is no agreement on an arbitrator, the Parties shall use the Judicial Arbitration and Mediation Service (JAMS). The arbitrator's qualifications must meet the criteria set forth above for a mediator, except, in addition, the arbitrator shall be an attorney unless otherwise agreed by the Parties. The arbitrator's fee shall be shared equally by both Parties. Each Party shall bear its own attorney fees and other costs. The arbitrator shall render a written decision and provide it to both Parties. The arbitrator may award any remedy or relief otherwise available in court and the decision shall set forth the reasons for the award. The arbitrator shall not have any authority to amend or modify this agreement. Any arbitration conducted pursuant to this paragraph shall be governed by California Code of Civil Procedure sections 1281, et seq. By signing this Agreement, Client acknowledges that this agreement to arbitrate results in a waiver of Client's right to a court or jury trial for any fee dispute or malpractice claim. This also means that Client is giving up Client's right to discovery and appeal. If Client later refuses to submit to arbitration after agreeing to do so, Client maybe ordered to arbitrate pursuant to the provisions of California law. Client acknowledges that before signing this Agreement and agreeing to binding arbitration, Client is entitled, and has been given a reasonable opportunity, to seek the advice of independent counsel.

d. Effect of Termination. The terms of this section shall survive the termination of the Agreement.

12. ENTIRE AGREEMENT. This Agreement with its exhibit supersedes any and all other prior or contemporaneous oral or written agreements between the Parties. Each Party acknowledges that no representations, inducements, promises or agreements have been made by any person which are not incorporated herein, and that any other agreements shall be void. Furthermore, any modification of this Agreement shall only be effective if in writing signed by all Parties hereto.



13. SEVERABILITY. Should any provision of this Agreement be held by a court of competent jurisdiction to be invalid, void or unenforceable, but the remainder of the Agreement can be enforced without failure of material consideration to any Party, then this Agreement shall not be affected and it shall remain in full force and effect, unless amended or modified by mutual consent of the Parties; provided, however, that if the invalidity or unenforceability of any provision of this Agreement results in a material failure of consideration, then, to the extent allowed by law, the Party adversely affected thereby shall have the right in its sole discretion to terminate this Agreement upon providing written notice of such termination to the other Party.

14. NON-WAIVER. None of the provisions of this Agreement shall be considered waived by either Party unless such waiver is specified in writing.

15. NO THIRD PARTY RIGHTS. This Agreement shall not create any rights in, or inure to the benefit of, any third party.

16. ASSIGNMENT. The terms of this Agreement may not be assigned to any third party. Neither Party may assign any right of recovery under or related to the Agreement to any third party.

SO AGREED:

CLIENT SIGNATURE	ATTORNEY SIGNATURE
<p align="center">Central Union Elementary School District</p>	<p align="center">Lozano Smith, LLP</p>
<p>BY <i>(Authorized Signature)</i></p> 	<p>BY <i>(Authorized Signature)</i></p> 
<p>PRINTED NAME AND TITLE OF PERSON SIGNING</p> <p align="center">Thomas Addington, Superintendent</p>	<p>PRINTED NAME AND TITLE OF PERSON SIGNING</p> <p align="center">Karen M. Rezendes, Managing Partner</p>
<p>DATE EXECUTED</p> <p align="center">05/25/2023</p>	<p>DATE EXECUTED</p> <p align="center">05/23/2023</p>



PROFESSIONAL RATE SCHEDULE
FOR CENTRAL UNION ELEMENTARY SCHOOL DISTRICT

1. HOURLY PROFESSIONAL RATES

Client agrees to pay Attorney by the following standard hourly rate*:

Partner** / Senior Counsel / Of Counsel	\$ 275 - \$ 395 per hour
Associate	\$ 215 - \$ 295 per hour
Paralegal / Law Clerk	\$ 150 - \$ 200 per hour
Consultant	\$ 200 - \$ 395 per hour

* Rates for individual attorneys within each category above vary based upon years of experience. Specific rates for each attorney are available upon request.

** Rates for work performed by Senior Partners with 20 years of experience or more may range from \$395 - \$450 per hour. ¹

2. BILLING PRACTICE

Lozano Smith will provide a monthly, itemized Statement for services rendered. Time billed is broken into 1/10 (.10) hour increments, allowing for maximum efficiency in the use of attorney time. Invoices will clearly indicate the department or individuals for whom services were rendered.

Written responses to audit letter inquiries will be charged to Client on an hourly basis, with the minimum charge for such responses equaling .5 hours. Travel time shall be prorated if the assigned attorney travels for two or more clients on the same trip.

3. COSTS AND EXPENSES

In-office copying/electronic communication printing	\$ 0.25 per page
Facsimile	\$ 0.25 per page
Postage	Actual Usage
Mileage	IRS Standard Rate

Other costs, such as messenger, meals, and lodging shall be charged on an actual and necessary basis.

¹ Sale or Lease of Real Property Work:

Partner / Senior Counsel / Of Counsel	\$ 400 per hour
Associate	\$ 375 per hour
Paralegal / Law Clerk	\$ 200 per hour



ES-308

2023-2024

MEMORANDUM OF UNDERSTANDING

between **KINGS COUNTY OFFICE OF EDUCATION**
and **CENTRAL UNION SCHOOL DISTRICT -**
CENTRAL UNION ELEMENTARY and STRATFORD ELEMENTARY

After School Education and Safety (ASES) Program

THIS AGREEMENT is made and entered into by and between the Kings County Office of Education, herein after called **KCOE** and **CENTRAL UNION ELEMENTARY SCHOOL DISTRICT**, herein after called **DISTRICT**. It is expressly understood by the parties that the *After School Education and Safety (ASES) Program* represents a partnership among parents, students and school personnel. The goal of the ASES Program is to partner with local schools and communities to provide academic literacy, support and safe constructive alternatives for youth.

WHEREAS, DISTRICT and **KCOE** desire to enter into this agreement for services, herein after called the **AGREEMENT** upon the terms, covenants, and conditions, and for the consideration as set forth below.

- The term of the **AGREEMENT** shall be from July 1, 2023, through June 30, 2024
- This **AGREEMENT** will renew each academic year unless either party gives written notice of termination
- Special education, related services, and supplementary aids/services are the sole responsibility of the school district

KCOE will provide the following support:

- Enrichment, tutoring and Social/Emotional Learning (SEL) for a minimum of three (3) hours per day, fifteen (15) hours per week for one hundred eighty (180) days during the regular school year
- Ongoing monitoring of the site's program through site visits, monthly Site Coordinator meetings and data collection
- A copy of the program plan
- Regular communication with **DISTRICT** and site administrators regarding ASES regulations, when applicable
- Staff development opportunities for the ASES staff

DISTRICT will provide the following support:

- Access to school buildings, classrooms, restrooms, kitchen, library, grounds, etc.,


as applicable

- o Complete access until 6:00 pm each regular school day while ASES is in operation
- o Appropriate classroom apportionment ratio of one classroom per tutor
- Meet the ASES local Matching Funds requirement of 33% (thirty-three percent)
 - o Up to 25% (twenty-five percent) of the required local contribution can cover facilities or space usage and janitorial services
 - o The remaining balance can include staffing (not paid by the grant), time managers spend in planning and overseeing the program, supplies, transportation costs, etc.
 - o Matching Funds documentation due to **KCOE** by **May 27, 2023**
- Collaboration with **KCOE** to maintain an attendance level of at least 85% (eighty-five percent) goal level, as stated in the ASES Application
- A snack that conforms to nutritional standards, as established by the USDA
- Communication with **KCOE** and its tutors to provide student information, as needed, to ensure proper health and safety
- Cleaning and maintenance of the rooms
- Internet access
- Provide space for storage for ASES program equipment and supplies

INDEMNIFICATION:

KCOE and **DISTRICT** shall hold each other harmless, defend and indemnify their respective agents, officers and employees from and against any liability, claims, actions, costs, damages or losses of any kind, including death or injury to any person and/or damage to property, arising out of the activities of **KCOE** and **DISTRICT** or their agents, officers and employees under this **AGREEMENT** . This indemnification shall be provided by each party to the other party regarding its own activities undertaken pursuant to this **AGREEMENT** , or as a result of the relationship thereby created, including any claims that may be made against either party by any taxing authority asserting that an employer-employee relationship exists by reason of this **AGREEMENT** , or any claims made against either party alleging civil rights violations by such party under Government Code section 12920 et seq. (California Fair Employment and Housing Act). This indemnification obligation shall continue beyond the term of this **AGREEMENT** as to any acts or omissions occurring under this **AGREEMENT** or any extension of this **AGREEMENT** .

KINGS COUNTY OFFICE OF EDUCATION:



Joy Santos, Assistant Superintendent of Educational Services

4/13/23
Date

SCHOOL DISTRICT:


Tom Addington, Superintendent

5/17/23
Date



ES-297

2022-2023

MEMORANDUM OF UNDERSTANDING

between **KINGS COUNTY OFFICE OF EDUCATION**
and **CENTRAL UNION SCHOOL DISTRICT - Stratford Elementary School**

Program for After School Enrichment (PASE) Expansion

THIS AGREEMENT is made and entered into by and between the Kings County Office of Education, herein after called **KCOE** and CENTRAL UNION SCHOOL DISTRICT, herein after called **DISTRICT**. **DISTRICT** and **KCOE** are authorized under Education Code Section 46120 to offer access to comprehensive after-school expanded learning opportunities. It is expressly understood by the parties that the Program for After School Enrichment (PASE) represents a partnership among local schools and communities to provide academic literacy, support and safe, constructive alternatives for youth.

WHEREAS, DISTRICT and **KCOE** desire to enter into this **AGREEMENT** for services, herein after called the **AGREEMENT** upon the terms, covenants, and conditions

- The term of the **AGREEMENT** shall be from July 1, 2022 through, June 30, 2023
- This **AGREEMENT** will renew each academic year unless either party gives written notice of termination as detailed below:
 - **DISTRICT** may terminate for the following academic year if funds are substantially decreased or eliminated
 - Each party shall give all other parties written notice of intent to terminate this **AGREEMENT** no later than February 1st of each academic year
- Special education, related services, and supplementary aids/services are the sole responsibility of the school district

KCOE will provide the following support:

- On-site PASE staff to provide direct services to the students; to include one (1) Site Coordinator and Expanded Learning Tutors, to be determined by enrollment
- One (1) Administrator and one (1) Consultant for program oversight
- Enrichment, tutoring and Social/Emotional Learning (SEL) for a minimum of three (3) hours per day, fifteen (15) hours per week, one hundred eighty (180) days during the regular year
- Ongoing monitoring of the site's program through site visits, monthly Site Coordinator meetings and data collection
- A copy of the program plan

- Regular communication with **DISTRICT** and site administrators regarding PASE regulations, when applicable
- Staff development opportunities for the PASE staff

DISTRICT will provide the following support:

- Access to school buildings, classrooms, restrooms, kitchen, library, grounds, etc., as applicable
 - Complete access until 6:00 pm each regular school day while PASE is in operation
 - Appropriate classroom apportionment ratio of one classroom per tutor
- A snack that conforms to nutritional standards, as established by the USDA
- Communication with **KCOE** and PASE staff to provide student information to ensure proper health and safety
- Cleaning and maintenance of the rooms
- Internet access
- Full cost of the contracted amount of **\$12,500 to be billed in May**

INDEMNIFICATION:

KCOE and **DISTRICT** shall hold each other harmless, defend and indemnify their respective agents, officers and employees from and against any liability, claims, actions, costs, damages or losses of any kind, including death or injury to any person and/or damage to property, arising out of the activities of **KCOE** and **DISTRICT** or their agents, officers and employees under this **AGREEMENT**. This indemnification shall be provided by each party to the other party regarding its own activities undertaken pursuant to this **AGREEMENT**, or as a result of the relationship thereby created, including any claims that may be made against either party by any taxing authority asserting that an employer-employee relationship exists by reason of this **AGREEMENT**, or any claims made against either party alleging civil rights violations by such party under Government Code section 12920 et seq. (California Fair Employment and Housing Act). This indemnification obligation shall continue beyond the term of this **AGREEMENT** as to any acts or omissions occurring under this **AGREEMENT** or any extension of this **AGREEMENT**.

KINGS COUNTY OFFICE OF EDUCATION:



 Joy Santos, Assistant Superintendent of Educational Services

4/13/23
 Date

SCHOOL DISTRICT:



 Tom Addington, Superintendent

5/15/23
 Date



ES-324

2022-2023

MEMORANDUM OF UNDERSTANDING

between **KINGS COUNTY OFFICE OF EDUCATION**
and **CENTRAL UNION SCHOOL DISTRICT - Stratford Elementary**

Intersession PILOT Expanded Learning Opportunities Program (ELO-P)

THIS AGREEMENT is made and entered into by and between the Kings County Office of Education, herein after called **KCOE** and **CENTRAL UNION SCHOOL DISTRICT**, herein after called **DISTRICT**. **DISTRICT** and **KCOE** are authorized under Education Code Section 46120 to offer access to comprehensive after-school expanded learning opportunities. It is expressly understood by the parties that the Program for Intersession PILOT Expanded Learning Opportunities represents a partnership among local schools and communities to provide academic literacy, support and safe, constructive alternatives for youth.

WHEREAS, DISTRICT and **KCOE** desire to enter into this **AGREEMENT** for services, herein after called the **AGREEMENT** upon the terms, covenants, and conditions

- The term of the **AGREEMENT** shall be from July 1, 2022, through June 30, 2023
- This **AGREEMENT** will renew each academic year unless either party gives written notice of termination as detailed below:
 - **DISTRICT** may terminate for the following academic year if funds are substantially decreased or eliminated
 - Each party shall give all other parties written notice of intent to terminate this **AGREEMENT** no later than February 1st of each academic year
- Special education, related services, and supplementary aids/services are the sole responsibility of the school district

KCOE will provide the following support:

- On-site staff to provide direct services to the students; to include one (1) Site Coordinator, one (1) Support Staff, and six (6) Expanded Learning Tutors
- One (1) Administrator and one (1) Consultant for program oversight
- Enrichment for a minimum of nine (9) hours per day, thirty-six (36) hours per week for 3 weeks as a pilot of the required 30 days
- Purchasing of materials and supplies that will meet the needs of the program
- Ongoing monitoring of the site's program through site visits, monthly site coordinator meetings and data collection
- Regular communication with the district and site administrators regarding ELO-P regulations when applicable

- Staff development opportunities for the ELO-P staff

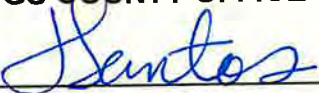
DISTRICT will provide the following support:

- Access to school buildings, classrooms, restrooms, kitchen, library, grounds, as applicable
- Complete access until 4:30 pm each day intersessions are in operation
- Appropriate classroom apportionment ratio of one classroom per enrichment
- A snack and lunch that conforms to nutritional standards, as established by the USDA
- Communication with **KCOE** and its tutors to provide student information, as needed, to ensure proper health and safety
- An intervention curriculum
- Full cost of the contracted amount of **\$78,000 to be billed upon completion**

INDEMNIFICATION:

KCOE and **DISTRICT** shall hold each other harmless, defend and indemnify their respective agents, officers and employees from and against any liability, claims, actions, costs, damages or losses of any kind, including death or injury to any person and/or damage to property, arising out of the activities of **KCOE** and **DISTRICT** or their agents, officers and employees under this **AGREEMENT**. This indemnification shall be provided by each party to the other party regarding its own activities undertaken pursuant to this **AGREEMENT**, or as a result of the relationship thereby created, including any claims that may be made against either party by any taxing authority asserting that an employer-employee relationship exists by reason of this **AGREEMENT**, or any claims made against either party alleging civil rights violations by such party under Government Code section 12920 et seq. (California Fair Employment and Housing Act). This indemnification obligation shall continue beyond the term of this **AGREEMENT** as to any acts or omissions occurring under this **AGREEMENT** or any extension of this **AGREEMENT**.

KINGS COUNTY OFFICE OF EDUCATION:



Joy Santos, Assistant Superintendent of Educational Services

5/8/23
Date

SCHOOL DISTRICT:



Tom Addington, Superintendent

5/15/23
Date



ES-305

2023-2024

MEMORANDUM OF UNDERSTANDING

between **KINGS COUNTY OFFICE OF EDUCATION**
and **CENTRAL UNION SCHOOL DISTRICT - Central Elementary School**

Program for After School Enrichment (PASE) Expansion

THIS AGREEMENT is made and entered into by and between the Kings County Office of Education, herein after called **KCOE** and **CENTRAL UNION SCHOOL DISTRICT**, herein after called **DISTRICT**. **DISTRICT** and **KCOE** are authorized under Education Code Section 46120 to offer access to comprehensive after-school expanded learning opportunities. It is expressly understood by the parties that the Program for After School Enrichment (PASE) represents a partnership among local schools and communities to provide academic literacy, support and safe, constructive alternatives for youth.

WHEREAS, DISTRICT and **KCOE** desire to enter into this **AGREEMENT** for services, herein after called the **AGREEMENT** upon the terms, covenants, and conditions

- The term of the **AGREEMENT** shall be from July 1, 2023, through June 30, 2024
- This **AGREEMENT** will renew each academic year unless either party gives written notice of termination as detailed below:
 - **DISTRICT** may terminate for the following academic year if funds are substantially decreased or eliminated
 - Each party shall give all other parties written notice of intent to terminate this **AGREEMENT** no later than February 1st of each academic year
- Special education, related services, and supplementary aids/services are the sole responsibility of the school district

KCOE will provide the following support:

- On-site PASE staff to provide direct services to the students; to include one (1) Site Coordinator and two (2) Expanded Learning Tutors, to be determined by enrollment
- One (1) Administrator and one (1) Consultant for program oversight
- Enrichment, tutoring and Social/Emotional Learning (SEL) for a minimum of three (3) hours per day, fifteen (15) hours per week, one hundred eighty (180) days during the regular year
- Ongoing monitoring of the site's program through site visits, monthly Site Coordinator meetings and data collection
- A copy of the program plan
- Regular communication with **DISTRICT** and site administrators regarding PASE regulations, when applicable

DISTRICT will provide the following support:

- Access to school buildings, classrooms, restrooms, kitchen, library, grounds, etc., as applicable
 - Complete access until 6:00 pm each regular school day while PASE is in operation
 - Appropriate classroom apportionment ratio of one classroom per tutor
- A snack that conforms to nutritional standards, as established by the USDA
- Communication with **KCOE** and PASE staff to provide student information to ensure proper health and safety
- Cleaning and maintenance of the rooms
- Internet access
- Full cost of the contracted amount of **\$90,000.00 to be billed quarterly**

INDEMNIFICATION:

KCOE and **DISTRICT** shall hold each other harmless, defend and indemnify their respective agents, officers and employees from and against any liability, claims, actions, costs, damages or losses of any kind, including death or injury to any person and/or damage to property, arising out of the activities of **KCOE** and **DISTRICT** or their agents, officers and employees under this **AGREEMENT**. This indemnification shall be provided by each party to the other party regarding its own activities undertaken pursuant to this **AGREEMENT**, or as a result of the relationship thereby created, including any claims that may be made against either party by any taxing authority asserting that an employer-employee relationship exists by reason of this **AGREEMENT**, or any claims made against either party alleging civil rights violations by such party under Government Code section 12920 et seq. (California Fair Employment and Housing Act). This indemnification obligation shall continue beyond the term of this **AGREEMENT** as to any acts or omissions occurring under this **AGREEMENT** or any extension of this **AGREEMENT**.

KINGS COUNTY OFFICE OF EDUCATION:



Joy Santos, Assistant Superintendent of Educational Services

4/13/23
Date

SCHOOL DISTRICT:



Tom Addington, Superintendent

5/15/23
Date

ES-305



ES-304

2023-2024

MEMORANDUM OF UNDERSTANDING

between **KINGS COUNTY OFFICE OF EDUCATION**
and **CENTRAL UNION SCHOOL DISTRICT - Neutra Elementary School**

Program for After School Enrichment (PASE)

THIS AGREEMENT is made and entered into by and between the Kings County Office of Education, herein after called **KCOE** and **CENTRAL UNION SCHOOL DISTRICT**, herein after called **DISTRICT**. **DISTRICT** and **KCOE** are authorized under Education Code Section 46120 to offer access to comprehensive after-school expanded learning opportunities. It is expressly understood by the parties that the Program for After School Enrichment (PASE) represents a partnership among local schools and communities to provide academic literacy, support and safe, constructive alternatives for youth.

WHEREAS, DISTRICT and **KCOE** desire to enter into this **AGREEMENT** for services, herein after called the **AGREEMENT** upon the terms, covenants, and conditions

- The term of the **AGREEMENT** shall be from July 1, 2023, through June 30, 2024
- This **AGREEMENT** will renew each academic year unless either party gives written notice of termination as detailed below:
 - **DISTRICT** may terminate for the following academic year if funds are substantially decreased or eliminated
 - Each party shall give all other parties written notice of intent to terminate this **AGREEMENT** no later than February 1st of each academic year
- Special education, related services, and supplementary aids/services are the sole responsibility of the school district

KCOE will provide the following support:

- On-site PASE staff to provide direct services to the students; to include one (1) Site Coordinator and two (2) Expanded Learning Tutors, to be determined by enrollment
- One (1) Administrator and one (1) Consultant for program oversight
- Enrichment, tutoring and Social/Emotional Learning (SEL) for a minimum of three (3) hours per day, fifteen (15) hours per week, one hundred eighty (180) days during the regular year
- Ongoing monitoring of the site's program through site visits, monthly Site Coordinator meetings and data collection
- A copy of the program plan
- Regular communication with **DISTRICT** and site administrators regarding PASE regulations, when applicable

DISTRICT will provide the following support:

- Access to school buildings, classrooms, restrooms, kitchen, library, grounds, etc., as applicable
 - Complete access until 6:00 pm each regular school day while PASE is in operation
 - Appropriate classroom apportionment ratio of one classroom per tutor
- A snack that conforms to nutritional standards, as established by the USDA
- Communication with **KCOE** and PASE staff to provide student information to ensure proper health and safety
- Cleaning and maintenance of the rooms
- Internet access
- Full cost of the contracted amount of **\$170,000.00 to be billed quarterly**

INDEMNIFICATION:

KCOE and **DISTRICT** shall hold each other harmless, defend and indemnify their respective agents, officers and employees from and against any liability, claims, actions, costs, damages or losses of any kind, including death or injury to any person and/or damage to property, arising out of the activities of **KCOE** and **DISTRICT** or their agents, officers and employees under this **AGREEMENT**. This indemnification shall be provided by each party to the other party regarding its own activities undertaken pursuant to this **AGREEMENT**, or as a result of the relationship thereby created, including any claims that may be made against either party by any taxing authority asserting that an employer-employee relationship exists by reason of this **AGREEMENT**, or any claims made against either party alleging civil rights violations by such party under Government Code section 12920 et seq. (California Fair Employment and Housing Act). This indemnification obligation shall continue beyond the term of this **AGREEMENT** as to any acts or omissions occurring under this **AGREEMENT** or any extension of this **AGREEMENT**.

KINGS COUNTY OFFICE OF EDUCATION:



Joy Santos, Assistant Superintendent of Educational Services

4/13/23
Date

SCHOOL DISTRICT:



Tom Addington, Superintendent

5/15/23
Date

ES-304



ES-300

2023-2024

MEMORANDUM OF UNDERSTANDING

between **KINGS COUNTY OFFICE OF EDUCATION**
and **CENTRAL UNION SCHOOL DISTRICT - Stratford Elementary School**

Program for After School Enrichment (PASE) Expansion

THIS AGREEMENT is made and entered into by and between the Kings County Office of Education, herein after called **KCOE** and CENTRAL UNION SCHOOL DISTRICT, herein after called **DISTRICT**. **DISTRICT** and **KCOE** are authorized under Education Code Section 46120 to offer access to comprehensive after-school expanded learning opportunities. It is expressly understood by the parties that the Program for After School Enrichment (PASE) represents a partnership among local schools and communities to provide academic literacy, support and safe, constructive alternatives for youth.

WHEREAS, DISTRICT and **KCOE** desire to enter into this **AGREEMENT** for services, herein after called the **AGREEMENT** upon the terms, covenants, and conditions

- The term of the **AGREEMENT** shall be from July 1, 2023, through June 30, 2024
- This **AGREEMENT** will renew each academic year unless either party gives written notice of termination as detailed below:
 - **DISTRICT** may terminate for the following academic year if funds are substantially decreased or eliminated
 - Each party shall give all other parties written notice of intent to terminate this **AGREEMENT** no later than February 1st of each academic year
- Special education, related services, and supplementary aids/services are the sole responsibility of the school district

KCOE will provide the following support:

- On-site PASE staff to provide direct services to the students; to include one (1) Expanded Learning Tutor, to be determined by enrollment
- One (1) Administrator, one (1) Consultant, and one (1) Support Staff for program oversight
- Enrichment, tutoring and Social/Emotional Learning (SEL) for a minimum of three (3) hours per day, fifteen (15) hours per week, one hundred eighty (180) days during the regular year
- Ongoing monitoring of the site's program through site visits, monthly Site Coordinator meetings and data collection
- A copy of the program plan
- Regular communication with **DISTRICT** and site administrators regarding PASE regulations, when applicable

DISTRICT will provide the following support:

- Access to school buildings, classrooms, restrooms, kitchen, library, grounds, etc., as applicable
 - Complete access until 6:00 pm each regular school day while PASE is in operation
 - Appropriate classroom apportionment ratio of one classroom per tutor
- A snack that conforms to nutritional standards, as established by the USDA
- Communication with **KCOE** and PASE staff to provide student information to ensure proper health and safety
- Cleaning and maintenance of the rooms
- Internet access
- Full cost of the contracted amount of **\$60,000.00 to be billed quarterly**

INDEMNIFICATION:

KCOE and **DISTRICT** shall hold each other harmless, defend and indemnify their respective agents, officers and employees from and against any liability, claims, actions, costs, damages or losses of any kind, including death or injury to any person and/or damage to property, arising out of the activities of **KCOE** and **DISTRICT** or their agents, officers and employees under this **AGREEMENT**. This indemnification shall be provided by each party to the other party regarding its own activities undertaken pursuant to this **AGREEMENT**, or as a result of the relationship thereby created, including any claims that may be made against either party by any taxing authority asserting that an employer-employee relationship exists by reason of this **AGREEMENT**, or any claims made against either party alleging civil rights violations by such party under Government Code section 12920 et seq. (California Fair Employment and Housing Act). This indemnification obligation shall continue beyond the term of this **AGREEMENT** as to any acts or omissions occurring under this **AGREEMENT** or any extension of this **AGREEMENT**.


KINGS COUNTY OFFICE OF EDUCATION:



Joy Santos, Assistant Superintendent of Educational Services

3/30/23
Date

SCHOOL DISTRICT:



Tom Addington, Superintendent

5/15/23
Date

ES-300



MEMORANDUM OF UNDERSTANDING

FOR SERVICES TO
MIGRANT STUDENTS, MIGRANT EDUCATION REGION VIII

The School District(s) in Migrant Region VIII that selected Model B, hereinafter referred to as “Model B District”, and the TULARE COUNTY SUPERINTENDENT OF SCHOOLS Migrant Education Program, Region VIII, hereinafter referred to as the “Migrant Education Program”, hereby concur that this Agreement shall be in effect as soon as both parties ratify it. This Agreement is for the period of July 1, 2023 to June 30, 2024, inclusive, and shall be effective July 1, 2023.

PURPOSE:

To unify and coordinate **supplemental educational services** and resources for Migrant families and their children residing within the boundaries of participating district(s).

The services to be rendered and the terms and conditions of this Agreement are as follows:

The Migrant Education Program, Region VIII, as Lead Agency, will:

1. Implement all required mandated Migrant components in collaboration with the District contact person or designee assigned to work with the Region.

Mandated components of the Migrant Program:

- Provide Measureable Educational Instruction to Students.
 - Provide a Migrant Education School Readiness Program (MESRP).
 - Facilitation of Parent Advisory Councils will be administered through the Regional Advisory Committee.
 - Provide Opportunities for Parent Involvement.
 - Conduct Identification and Recruitment of Migrant Families.
 - Identify and serve Out-of-School Youth.
 - Provide Summer School services.
 - Establish a Memorandum of Understanding (MOU) with Region VIII to delineate District and Regional responsibilities.
 - Region VIII will hire highly qualified teachers/paraprofessionals OR contract an outside Agency to provide measureable educational instruction to students.
 - The District is not required to complete a DSA and the Program Evaluation.
 - The District School Plan will be discussed by the Area Administrator with contact or designee personnel.
2. Migrant funds are designated to direct measureable instructional services for Migrant students. Direct services are defined as:
 - Services provided directly to the student.

Tulare County
Office of Education

Tim A. Hire, County Superintendent of Schools



MEMORANDUM OF UNDERSTANDING

FOR SERVICES TO
MIGRANT STUDENTS, MIGRANT EDUCATION REGION VIII

- Services that answer the question: “How does the service directly impact student achievement in Mathematics and English Language Arts?”
 - Services that are measurable and produce data to determine student academic progress.
3. Migrant funds are intended to support the administering and monitoring of the Migrant Education Program.
 4. Certificated teachers/paraprofessionals provide instructional services to Migrant students.
 5. Migrant Education School Readiness Program (MESRP) staff must hold a Teaching Credential or a Permit Title (Teacher / Master Teacher) in the Child Development Permit Matrix.
 6. Services are provided before school, after school, or Saturdays and during Summer School (CDE, DSA, Migrant Program is supplemental to the supplementary core programs).
 7. Instructional services shall be relevant and rigorous.
 8. Provide direct supplemental services to Migrant students in the District, after a Needs Assessment has been conducted and collaboration has been occurred with the District.
 9. Assist and provide documentation during Migrant Regional FPM reviews.
 10. In coordination with the District, ensure that at least one parent representative from the district consortium attends a minimum of six Regional Parent Advisory Council (RPAC) trainings at the county level. (The RPAC meets six times per year).

The District, as Participant in the Migrant Education Program Model B, will:

1. Agree to participate in Model B for one fiscal year and shall notify the Migrant Education Program, Region VIII, by the end of November, if the District intends to change from Model B to Model A.
2. Agree that Region VIII will provide and/or coordinate all Migrant services.
3. Provide written approval for the Migrant Education Program, Region VIII, to access student-specific academic, benchmark—data for the purposes of research and for developing interventions using data analysis to identify the academic gaps and needs of Migrant students.
4. Provide Migrant students with equal access to educational opportunities and resources that are available to any other district students.
5. Approve use of facilities for Migrant Education activities within the District based on district operational cost and services requested for Regular Year and Summer.
6. Support the Region with the Migrant Education Program rules, regulations, and restrictions as described in the official Migrant Education Program Assurances.
7. If a student injury occurs in the Migrant Education Program, the District’s policies and procedures will be followed. The Tulare County Superintendent of Schools’ liability coverage would be primary for liability purposes as to Claims for Damages filed against the Tulare County Superintendent of Schools. Tulare County Superintendent of Schools will not provide any Student Accident Converage.



MEMORANDUM OF UNDERSTANDING

FOR SERVICES TO
MIGRANT STUDENTS, MIGRANT EDUCATION REGION VIII

8. Provide attendance data for purposes of identifying Migrant children enrolling and departing from the District (i.e. district gains/loss reports).
9. Assist in providing office space for migrant staff (Area Administrators and/or Student Recruiters).

Agreed upon by:
District Superintendent: _____
Printed Name



Signature

District: _____

Date: _____

Agreed upon by:
LEA: Tulare County Office of Education

County Superintendent of Schools: _____
Tim A. Hire

Date: _____

Migrant Education Director, Administrator: _____
Anabel González

Date: _____



Enome, Inc. (Goalbook)

P.O. Box 1289

San Mateo, CA 94401

Phone: 1-855-207-5443

Fax: (650) 284-0432

FEIN: 45-2540420

Invoice 1011-50596

Central Union School District

United States

04 May 2023

Due 31 Jul 2023 (88 days)

Qty	Unit	Description	Price	Total
1.0	Product	District Special Education Full Department Membership - Goalbook Toolkit access for up to 8 users, including all Goalbook Services	\$6,800.00	\$6,800.00
			Subtotal:	\$6,800.00
			Total Due:	\$6,800.00

Invoice Notes

Goalbook Toolkit District Special Education Full Department Membership - Goalbook Toolkit access for up to 8 total users in Central Union School District, active until June 30, 2024.

Goalbook services include:

- Initial webinar training
- 1 mid-year consultation/webinar
- Dedicated Goalbook Success team member to work in partnership with district and school implementation leads throughout the year
- Access to ongoing webinars available to all users and partners that feature a variety of content areas to build teacher capacity for improving instructional practice
- Analytics services for leadership upon request
- Dedicated Goalbook help desk and technical support

If a Purchase Order is generated, you can email it to support@goalbookapp.com or fax to (650) 284-0432, and we will add the PO # to this invoice.

This order form is entered into and effective as of the form date set forth above by and between Enome, Inc. and the Client identified above. This order form incorporates the Goalbook Client Terms and Conditions (goalbookapp.com/c-terms) (collectively the "Agreement"). By paying the fees above, you signify that you have read, understood, and agree to be bound by the Agreement, and that you have the authority to bind your organization to the Agreement.



Central Union School District

Goalbook

*Together we empower educators so that
ALL students succeed.*

GOALBOOK

Central Union School District
Loretta Black, Coordinator, Student Services
 15783 - 18th Avenue
 Lemoore, CA 93245

Dear Loretta Black and the Central Union School District Team,

We are excited and grateful for the opportunity to partner with Central Union School District to empower educators in providing equity and access to rigorous standards aligned instruction for all students.

Goalbook Toolkit is a one-of-a-kind solution that improves student outcomes by increasing teacher effectiveness throughout the special education process. It is an online solution that builds teacher capacity to develop higher-quality IEPs and implement them with more effective specially designed instruction. First, Toolkit guides teachers to confidently identify student present levels that are data driven. Next, it saves time in developing compliant and standards-aligned goals that address student individual needs. Finally, Toolkit helps teachers successfully implement IEPs and monitor progress with instant access to research-based instructional strategies and classroom-ready resources. Toolkit's online resources are supported by comprehensive professional development and training for teachers.

Beyond these ongoing core benefits, Toolkit helps support the demands of special education in this post-pandemic unique environment:

- Providing assessments and a present level of performance tool to help identify areas of regression and urgent needs for skill recoupment, including essential standard areas.
- Supporting the development of skills based and standards aligned IEP goals with the appropriate levels of scaffolding to support both recoupment and growth.
- Delivering classroom-ready resources and strategies that support planning and the delivery of specially designed instruction in both classroom and remote environments.

We are grateful and excited about the opportunity to support your educators. The following is a proposal for services and a thoughtful implementation plan to be delivered.

Sincerely,

Jon D'Angelo
 Founding Team Member

Central Union School District: Implementation Plan

Staffing Requirements for an effective implementation:

Within size/need alike districts typically the district team appoints a representative or “point person” who is in a position of leadership and directly tied to the district initiative that our work supports. District point personnel have included titles of coordinator, director, facilitator or teacher on special assignment. This point person is tasked to be a liaison between district administrators, teachers and Goalbook throughout the year with routine communication (e.g. monthly) for collaborative planning and/or delivering initial PD/training and follow up support. Please see the included services for implementing Goalbook Toolkit in partnership with Central Union School District.

Implementation Services Included Each Academic Year:

Goalbook Toolkit District Special Education Full Department Membership- Goalbook Toolkit access for 8 total users in Central Union School District

1. Initial webinar training
2. One (1) mid-year consultation/webinar
3. Dedicated Goalbook Success team member to work in partnership with district and school implementation leads throughout the year
4. Access to ongoing webinars available to all users and partners that feature a variety of content areas to build teacher capacity for improving instructional practice
5. Analytics services for leadership upon request
6. Dedicated Goalbook help desk and technical support

Pricing Summary:

2023-2024 Total: = \$6,800

Pricing Breakdown: \$850 per educator up to 8 educators. Pricing discounted from the standard \$1,000 per educator based on the scope of work, level of service, customization, and access to Goalbook Toolkit.

Three Year Partnership

2023-2024 Total: = \$6,460 (discounted from \$6,800)*

2024-2025 Total: = \$6,460 (discounted from \$6,800)*

2025-2026 Total: = \$6,460 (discounted from \$6,800)*

** Multi-year discount applied each year*

Goalbook Toolkit access can be granted to special education staff members within Central Union School District according to the above scope of implementation. Additional users may receive access as appropriate and jointly agreed upon with Central Union School District. The membership and services listed above will be active upon approval.

Multi-Year Pricing listed above to be applied with a signed order form executed prior to June 1, 2023.

Dedicated User and Technical Support:

Goalbook empowers teachers to transform instruction so that ALL students succeed. We blend pedagogical research and intuitive technology into our easy-to-use online tools and leading professional development for educators.

- Goalbook provides each educator with dedicated technical support and access to Goalbook's help desk. On every page within Goalbook Toolkit there is an orange contact us button in the bottom right corner. By clicking that button individual users can directly access Goalbook's help desk without any fees or payments.
- Goalbook's interactive user interface also supports users through interactive features (such as the Strategy Wizard and the Personalized Goal Wizard) for navigating and selecting the resources within our platform efficiently and effectively.
- In addition to direct end user access to Goalbook's help desk on every page, Goalbook's success team can provide users with live and pre-recorded tutorials demonstrating how to utilize features and content within Goalbook.

ORDER FORM

	Goalbook	Customer
Name and Mailing Address	Goalbook PO Box 1289 San Mateo, CA 94401	Central Union School District 15783 - 18th Avenue Lemoore, CA 93245
Individual Contact	Jon D'Angelo	Loretta Black
Title	District Partnerships	Coordinator, Student Services
Phone	(650) 489-6090	(559) 936-2077
Email	Jond@gobookapp.com	Lblack@central.k12.ca.us

Access Information	
Effective Date	July 1 st , 2023
Service End Date	June 30 th , 2024

Fee Type: Scheduled Invoicing	Amount	Due Date
Goalbook Toolkit Membership and Services 2023-2024 School Year for up to 8 staff	\$6,800	July 31 st , 2023

Fees for continued use after the Initial Term will be due 30 days after invoice delivered upon conclusion of the Initial Term or Renewal Term. Licenses are provisioned one year at a time (**typically July 1st of the current year through June 30th of the following year**) and are extended upon receipt of purchase order or payment for the upcoming year.

This Order Form is entered into and effective as of the Effective Date set forth above by and between Enome, Inc. and the Client identified above. This Order Form incorporates the Goalbook Client Terms and Conditions (goalbookapp.com/c-terms) (collectively the "Agreement"). By signing below or paying the fees above, you signify that you have read, understood, and agree to be bound by the Agreement, and that you have the authority to bind your organization to the Agreement.

FOR GOALBOOK

Name: _____
 Title: _____
 Signature: _____
 Date: _____

FOR CENTRAL UNION SCHOOL DISTRICT

Name: Thomas Addington
 Title: Superintendent
 Signature: [Signature]
 Date: 5/17/23

Student Teaching Affiliation Agreement Between GCU and Central Union School District

1. **PARTIES:** This Agreement is entered into on this May 16, 2023 day by and between Grand Canyon University (GCU) and Central Union School District located at 15783 - 18th Avenue, Lemoore, CA 93245. Hereafter referred to as the "District".
2. **PURPOSE:** The purpose of this non-exclusive Agreement is to establish the terms and conditions under which students of GCU may participate in Student Teaching Internships, Practicums, and Observations at the schools located in the District.
3. **TERM:** The term of this Agreement begins May 16, 2023 and ends May 16, 2026.
4. **COMPLIANCE WITH HANDBOOK AND POLICY:** GCU and GCU's participating students shall comply with all policies of the University and District. Students accepted to the District for clinical training shall be subject to all applicable policies and regulations of the District and GCU. Prior to assignment of students to the District, GCU will advise students of any specific requirements that must be met to participate in the clinical. These specific requirements are outlined in GCU's student teaching manual. Failure to complete the requirements will result in non-placement of students.
5. **COOPERATING TEACHERS:** The District shall provide qualified Cooperating Teachers to provide oversight, feedback and mentoring to GCU's participating students. Quality standards and service expectations for Cooperating Teachers are outlined in Exhibit A. GCU shall pay a \$500 stipend to Cooperating Teachers per each sixteen (16) week session of full-time service. Longer or shorter assignments will be assessed on a pro-rated basis. Compensation will not be provided for practicum courses. The stipends contemplated herein are to be paid directly to Cooperating Teacher. Should stipends be a lesser amount than those of the district, the participating student shall pay the difference. Stipend will be paid upon the completion of the student teaching semester providing all paperwork has been submitted. The relationship between Cooperating Teachers and GCU shall be that of an independent contractor and shall not be deemed to be that of an employer-employee relationship, joint venture, or partnership. Cooperating Teachers shall be solely responsible for the payment of his/her own state and federal income tax and self-employment tax as applicable.
6. **CONFIDENTIALITY:** GCU shall inform each participating student of Federal law governing the confidentiality of District student information, including FERPA. The District shall inform each participating student of any applicable state law governing the confidentiality of student information. The District shall also inform each participating Cooperating Teacher that he/she is bound to maintain in confidence, any documents or other confidential information about GCU to which he/she might have access. Any breach of confidentiality by a participating Student or Cooperating Teacher shall be grounds for immediate termination of the clinical experience.
7. **INDEMNIFICATION AND HOLD HARMLESS:** Neither party shall be responsible for personal injury or property damage or other loss except that resulting from its own negligence or the negligence of its employees or others for whom the party is legally responsible. The District will provide participating students with immediate first aid for work-related injuries or illnesses, such as blood or body fluid exposure.
8. **ASSIGNMENT:** The provisions of this agreement shall insure to the benefit of, and shall be binding upon the successors of the parties hereto. Neither this agreement nor any of the rights or obligations here under may be transferred or assigned without prior written consent of the other party.
9. **NOTICES:** Notices under this agreement shall be mailed or delivered to the parties as follows:


Grand Canyon University
Dr. Meredith Critchfield
Dean, College of Education
Grand Canyon University
3300 W. Camelback Road
Phoenix, Arizona 85017

Central Union School District
15783 - 18th Avenue
Lemoore, CA 93245


- 10. MODIFICATION OF AGREEMENT:** This agreement may be modified only by written amendment executed by all parties.
- 11. TERMINATION:** Either party, upon thirty (30) days written notice to the other party, may terminate this agreement
- 12. PARTNERSHIP/JOINT VENTURE/EMPLOYEMENT:** Nothing herein shall in any way be construed or intended to create a partnership or joint venture between the parties or to create the relationship of principal and agent between or among any of the parties.
- 13. NONDISCRIMINATION:** The parties shall comply with Title VI and VII of the Civil Rights Act of 1964, Title IX of the Education Amendments of 1972, section 504 of the Rehabilitation Act of 1973, the Americans with Disability Act of 1990 and the regulations related thereto. The parties will not discriminate against any individual including but not limited to employees or applicants for employment and/or students because of race, religion, creed, color, sex, age, disability, veteran status or national origin. This section shall not apply to discrimination in employment on the basis of religion that is specifically exempt under the Civil Rights Act of 1964 (42 U.S.C. §2000 e).
- 14. RESPONSIBILITIES OF GCU:**
- A. To promptly and thoroughly investigate any complaint by any participating student of unlawful discrimination or harassment at the FIELDWORK SITE or involving employees or agents of the FIELDWORK SITE, to take prompt and effective remedial action when discrimination or harassment is found to have occurred and to promptly notify the District of the existence and outcome of any complaint of harassment by, against or involving any participating student.
 - B. GCU agrees to comply with all federal, state and local statutes and regulations applicable to the operation of the Agreement, including without limitations, laws relating to the confidentiality of student records.
 - C. GCU requires that all students who must enter a FIELDWORK SITE provide us with a current and clear copy of a background check. Students will be prohibited to move forward until this document is received.
 - D. GCU will maintain in full force and effect, at its sole expense and written by carriers acceptable to District:
 - i. Commercial General Liability (Minimum Requirements):
 - Limits of Liability:
 - \$1,000,000 Combined Single Limit
 - \$2,000,000 General Aggregate
 - \$1,000,000 Products Aggregate
 - \$1,000,000 Personal Injury
 - \$5,000 Medical Payments
 - Coverage:
 - Premises/Operation Liability
 - Medical Payments Liability
 - Contractual Liability
 - Personal Injury Liability
 - Independent Contractors
 - ii. Professional Liability, as related to Educational Services
 - Limits of Liability:
 - \$1,000,000 each wrongful act
 - \$1,000,000 aggregate
 - iii. Certificates of Insurance:

In witness whereof, the parties hereto have caused this Agreement to be duly executed and delivered by their respective officials thereunto duly authorized as of the date first above written.

Grand Canyon University

By: 
Signature
Name: Dr. Meredith Critchfield
Title: Dean, College of Education
Date: May 16, 2023

Central Union School District

By: 
Signature
Name: Thomas Addington
Title: Superintendent
Date: 5/22/23

Memorandum of Understanding (MOU)

Between the Corporation for Education Network Initiatives in California and Central Union Elementary regarding the Implementation of award from the Broadband Infrastructure Grant (BIG) Program

This Memorandum of Understanding (“Agreement”) establishes the terms and conditions between the Corporation for Education Network Initiatives in California (“CENIC”), and Central Union Elementary (“Agency”) to procure solutions which meet the connectivity needs at school site(s) identified in Appendix A. By virtue of Section 83 of Senate Bill (SB) 75 (Chapter No. 51, Statutes of 2019) CENIC has been directed to provide to the California Department of Education (“CDE”) solutions that provide fiber broadband connectivity to the most poorly connected school sites and to execute solutions upon approval by the State Board of Education and the Department of Finance.

1. Background.

Section 83 of Senate Bill (SB) 75 (Chapter No. 51, Statutes of 2019) provides state funding for external fiber broadband connectivity to the most poorly connected school sites in California to allow digital learning opportunities for pupils.

2. Effective Date and Term.

- a. The Effective Date of the Agreement shall be the date the last party to this Agreement signs the Agreement.
- b. The Term of the Agreement shall be from the Effective Date of this Agreement through the completion of all obligations within this Agreement.

3. Definitions and Key Descriptors.

- a. “Parties” refers to CENIC and Agency.
- b. “Party” refers to either CENIC or Agency.
- c. “CENIC” refers to the Corporation for Education Network Initiatives in California, the network operator for the California Research and Education Network (CalREN), a robust regional network that serves all educational segments in California and interconnects them with other regional, national, and international networks worldwide.
- d. “Broadband Infrastructure Grant” (“BIG”) program: The Broadband Infrastructure Grant program is a one-time State allocation that funds projects to provide fiber broadband connectivity to the most poorly connected school sites in California to allow digital learning opportunities for pupils.
- e. “BIG Awardees” are school sites which lack fiber-based broadband, and for which Section 83 of Senate Bill (SB) 75 funds will be utilized to install fiber-based connectivity solutions and other required equipment with the goal of allowing digital learning opportunities.
- f. “E-rate” refers to a federal program that provides discounts to assist most schools and libraries in the United States to obtain affordable telecommunications and Internet services. Discounts for support depend on the level of poverty and the urban/rural status of the population served and range from 20% to 90% of the costs of eligible services. Eligible schools, school districts and libraries may apply individually or as part of a consortium. BIG uses a consortium application to apply for E-rate on BIG circuits.
- g. “Letter of Agency” (“LOA”) is a legal document whereby a school or school district gives authority for another agency to act on its behalf; in this agreement specifically, and as pertains to the Statewide CENIC E-rate Consortium for BIG, a school district or county

office of education must sign a Letter of Agency to join the BIG Consortium. By doing so, Agency authorizes CENIC to seek cost-effective broadband circuits and apply for E-rate discounts on these circuits for BIG-eligible school sites.

- h. "Service Provider" refers to the entity (e.g., telecommunications company, cable operator, or other organization) that will deliver the fiber-based circuit to the eligible school site.
- i. "Supersedure Agreement" is an agreement whereby Agency, CENIC, and the selected service provider agree to permit the substitution of Agency into the role of responsible party and payor, upon completion of a period of service (generally in the range of 6 to 18 months), at which time CENIC would end its role as responsible party and payor.
- j. "California Department of Education" ("CDE") is the State agency in California that provides oversight for and resources to the BIG program.

4. **CENIC Responsibilities.** Corporation for Education Network Initiatives in California will have the following responsibilities:

- a. Apprise Agency of the monthly recurring costs (Section 5.1) that must be assumed effective upon supersedure of contract obligations, which will permit Agency to make an informed decision before agreeing to have school site(s) that is/are listed in Appendix A become (a) BIG awardee(s);
- b. Upon State approval, enter into agreements with service providers to secure E-rate eligible connectivity solution(s) for Agency;
- c. Negotiate five-year contracts with service providers to ensure stable pricing for the connectivity solutions to benefit Agency;
- d. Assist with network design and equipment installation for BIG awardees;
- e. Oversee the installation of connectivity solutions and coordinate all major activities, such as site readiness, evaluation of equipment needs, procurement of BIG-eligible equipment, and project management;
- f. Keep Agency apprised through regular written communications of progress and timelines;
- g. Pay installation costs, including special construction, BIG-eligible equipment, and the monthly service costs from the date the viable solution is installed until the date of supersedure (generally 6 to 18 months after installation); and,
- h. After installation of connectivity solution, work with E-rate consultants to provide the Agency with appropriate assistance on the transition of contractual obligations, including support in filing pertinent forms and contracts, training Agency staff, and answering questions through the supersedure process.

5. **AGENCY Responsibilities.** In order to receive services through this Agreement, Agency agrees to:

- a. Provide access to facilities as needed, such as wiring closets, conduit, electrical panels, equipment racks, plywood backboards, etc. to design and implement connectivity solutions; Conduct a review of all costs, including monthly and annually recurring costs, to ensure that once Agency assumes payment, Agency will have sufficient funding to continue the service for the duration of the contract with the telecommunications provider, anticipated to be between 42 and 54 months;
- b. Provide point of contact information for the individual(s) who will coordinate access to site(s) for inspection, installation of equipment and circuits, etc.;
- c. Provide technical contact information for ongoing support of the equipment and connection;
- d. Track and report required inventory information of all grant-funded equipment received by Agency;
- e. Secure any approval(s) required to receive services under the BIG program;

- f. Enter into a joint Supersedure Agreement and/or Master Service Agreement with the service provider, in which Agency commits to assume the role of responsible party/payor upon July 1 of the year following at least six months of service, at which time Agency will become the payor through the completion of the contract obligation (i.e., the end of the original term of service, generally 42 to 54 months);
- g. Report to CENIC annually on the impacts to assessment, instruction, student engagement, professional development, collaboration among staff and students, and business efficiencies that are impacted by the increased bandwidth available to the school site using a template provided by CENIC whenever this information is required;
- h. In the six months prior to supersedure, Agency must meet all E-rate and CTF requirements and deadlines to ensure ongoing funding from these federal and state subsidy programs for monthly recurring costs on the connection(s) provided by BIG;
- i. Upon completion of connectivity improvements and supersedure, Agency will assume ownership of equipment provided through BIG, and Agency will be responsible for operating and maintaining such equipment during the expected useful life (typically 5 years) and for replacement/upgrade when required; and,
- j. Agency confirms that, as of the date of signature of this Agreement, it does not currently have fiber-based broadband circuits installed or on order for the site(s) detailed in Appendix A.
Agency Initial TK

6. Payment of Costs:

- a. Agency will be responsible for all ongoing operational costs to manage and maintain the connection provided by the grant once supersedure is completed. This includes, but is not limited to, the Monthly Recurring Costs (MRC), associated taxes and surcharges, equipment replacement, and equipment maintenance agreements or service/support contracts necessary in order to connect to the network aggregation site.
- b. Costs are detailed per site in Appendix A. Please review costs for each site and acknowledge acceptance by initialing in the box provided for each row.
- c. It is expected that Agency or the school district of Agency will become the customer of record for the connectivity services, and, therefore, will be directly invoiced by the service provider upon completion of supersedure (generally 6-18 months after start of service).
- d. If Agency accepts service under the terms of this Agreement, and then later determines it does not wish to proceed to completion, Agency will reimburse CENIC in full for BIG funds expended on behalf of Agency, inclusive of any early termination charges assessed by the service provider(s) for broadband service. To the extent that equipment purchased may be repurposed, said equipment will not be included in the amount to be repaid as long as the equipment has been returned to CENIC and is in the same condition as when CENIC shipped the equipment to Agency.
- e. Agency agrees to respond within three (3) business days to any request from CENIC and/or the provider of the broadband service specific to the contract supersedure (i.e., contract transfer) process. This process transfers financial responsibility for the Monthly Recurring Costs (MRC) of the broadband service from CENIC to Agency or the school district of Agency through the remainder of the term of the contract(s) with the provider of the broadband service. Additional information on the contract supersedure process is found in Appendix B. Agency agrees that the contract will only be superseded to Agency or the school district of Agency. The contract may not be superseded to a County Office of Education (COE) except when the school is authorized and administered by the COE (i.e., a COE school).

7. **Project Timelines.** All Parties understand that the timeline for the desired completion of project activities is aggressive and timelines may vary significantly from school site to school site. Timelines and best-effort estimates are subject to change by CENIC and/or the service providers contracted to deliver services, and may change due to circumstances beyond their control. Nonetheless, CENIC will make every effort to secure the quickest installation possible. In signing this Agreement, Agency acknowledges that there are legitimate reason(s) they are still in need of improved connectivity, and that these same factors may well impact this project, resulting in a significant delay in time to complete delivery of service.

8. Termination.

- a. In the event that any Party fails to perform on a material term of this Agreement, the other Parties have the right to terminate the Agreement upon thirty (30) days written notice with all other rights and remedies available to them at law and equity.
- b. In the event of termination, Parties agree to coordinate closely on any network changes in order to minimize service disruption to connected entities.
- c. Note per Part 6d above, that any and all expended amounts (for services and equipment) must be repaid from Agency to CENIC in the event that Agency makes a decision to terminate this Agreement after signing, if steps have been undertaken to deliver service and costs have been incurred on behalf of Agency.
- d. CENIC may terminate this Agreement if the service provider becomes unable, for any reason, to deliver the contracted service.
- e. CENIC may terminate this Agreement if for any reason funds are not provided by the State of California to CENIC to begin or continue work as outlined in this Agreement.

9. Indemnification.

- a. Agency agrees to indemnify, defend, and hold harmless CENIC, its officers, agents and employees against any claim, liability, loss, injury or damage imposed on Agency arising out of CENIC's performance of this Agreement, except for liability resulting from the gross negligence or willful misconduct of CENIC, its officers, agents and employees.
- b. CENIC agrees to indemnify, defend, and hold harmless the Agency, their officers, agents and employees against any claim, liability, loss, injury or damage imposed on CENIC arising out of Agency's performance of this Agreement, except for liability resulting from gross negligence or willful misconduct of Agency, its officers, agents and employees.

10. **Arbitration.** CENIC and Agency agree that should any controversy or claim arise out of or relating to this Agreement they will first seek to resolve the matter informally for a reasonable period of time not to exceed forty-five (45) days. If the dispute remains, it shall be subject to mediation with a mediator agreed to by CENIC and Agency and paid for equally by CENIC and Agency, absent an agreement otherwise. If after mediation there is no resolution of the dispute, CENIC and Agency agree to resolve the dispute by binding arbitration administered by the American Arbitration Association ("AAA") in accordance with its Commercial Arbitration Rules, and judgment on an arbitrator's award may be entered in any court having jurisdiction thereof.

- a. CENIC and Agency shall select one arbitrator pursuant to the AAA's Commercial Arbitration rules.
- b. The arbitrator shall present a written, well-reasoned decision that includes the arbitrator's findings of fact and conclusions of law. The decision of the arbitrator shall be binding and conclusive on CENIC and Agency.

c. The arbitrator shall have no authority to award punitive or other damages not measured by the prevailing Party's actual damages, except as may be required by statute. The arbitrator shall have no authority to award equitable relief. Any arbitration award initiated under this clause shall be limited to monetary damages and shall include no injunction or direction to either Party other than the direction to pay a monetary amount. As determined by the arbitrator, the arbitrator shall award the prevailing Party, if any, all of its costs and fees. The term "costs and fees" includes all reasonable pre-award arbitration expenses, including arbitrator fees, administrative fees, witness fees, attorney's fees, and costs, court costs, travel expenses, and out-of-pocket expenses such as photocopy and telephone expenses. The decision of the arbitrator is not reviewable, except to determine whether the arbitrator complied with sections (b) and (c) of this paragraph.

11. **Governing Law and Venue.** The laws of the State of California shall govern this Agreement. The proper venue for any dispute regarding this Agreement shall lie in Los Angeles County, California.
12. **Entire Agreement.** This Agreement constitutes the final, complete and exclusive statement of the terms of agreement between the Parties pertaining to the subject matter of the Agreement. It supersedes all prior and contemporaneous understandings or agreements by the Parties. Neither Party has been induced to enter the Agreement by, nor is either Party relying on, any representation or warranty outside those expressly set forth in the Agreement.
13. **Interpretation.** This Agreement shall be interpreted to give effect to its fair meaning and shall be construed as though all Parties prepared it.
14. **Assignment.** Unless authorized in writing by all Parties, no Party shall assign or transfer any rights or obligations covered by this Agreement. Any unauthorized assignment or transfer shall constitute grounds for termination by the other Parties.
15. **Compliance with Laws.** The Parties shall, at their own cost and expense, comply with all local, state, and federal ordinances, regulations, and statutes now in force and which may hereafter be enacted that affect this Agreement.
16. **No Waiver of Default.** No delay or failure to require performance of any provision of this Agreement shall constitute a waiver of that provision as to that instance or any other instance. Any waiver must be in writing and shall only apply to that instance.
17. **Successors and Assigns.** All representations, covenants, and warranties set forth by, on behalf of, or for the benefit of any Party herein shall be binding upon and inure to the benefit of such Party and its successors and assigns.
18. **Amendment.** This Agreement may only be altered, amended, or modified by a written instrument executed by both CENIC and Agency. CENIC and Agency agree to waive any right to claim, contest, or assert that this Agreement was modified, canceled, superseded, or altered by oral agreement, course of conduct, waiver, or estoppel.
19. **Severability.** If any one or more of the provisions of this Agreement is held to be invalid, illegal, or unenforceable, then such provision or provisions shall be severed from the Agreement, and the remaining provisions of the Agreement shall continue in full force and

effect and shall not be affected, impaired, or invalidated in any way.

20. **Execution of Counterparts.** If this Agreement is executed in counterparts, each counterpart shall be deemed an original, and all such counterparts or as many of them as CENIC and Agency preserve undestroyed shall together constitute one and the same Agreement.
21. **Authority.** CENIC and Agency warrant and represent that they have the authority to enter into this Agreement in the names, titles, and capacities stated herein and on behalf of the entities, persons, or firms named herein and that all legal requirements to enter into this Agreement have been fulfilled.
22. **Nondiscrimination.** During the performance of this Agreement, the Parties shall not discriminate against any employee, applicant, student or other person connected to this Agreement in a manner prohibited by the laws of the United States or the State of California (including, but not limited to, on the basis of religion, race, color, national origin, handicap, ancestry, sex, sexual orientation, marital status or age).
23. **Notice.** Any notice given under this Agreement shall be in writing to the Parties' representatives and shall be deemed delivered three (3) days sending of electronic mail (e-mail) or three (3) days after the deposit in the United States mail, certified or registered, postage prepaid, and addressed to the parties. Parties shall promptly update each other when representatives and contact information change.

The Parties' representatives shall be:

CENIC:

Louis Fox
President & CEO
16700 Valley View Ave
Suite 400
La Mirada, CA 90638

AGENCY:

Thomas Addington
Superintendent
15783 18th Avenue
Lemoore, CA 93245

Communications regarding the administration of this Agreement shall be made to the Parties' representatives. Communications regarding technical matters underlying the Agreement can be made to either the Parties' representatives or the following persons:

CENIC:

Son Nguyen
BIG Project Manager
snguyen@cenic.org
714-232-4307

AGENCY:

Thomas Addington
Superintendent
taddingt@central.k12.ca.us
(559) 925-2619

IN WITNESS WHEREOF, the undersigned have executed this Agreement as of the date hereof.

For CENIC

For AGENCY

Signature

DocuSigned by:
Thomas Addington

Signature

Name

Thomas Addington

Name

Title

Superintendent

Title



Date

5/17/2023

Date

Appendix A

Cost for Service

A Location	Z Location	MRC (pre- discount)	Agency Initial
R.J. Neutra Elementar y	Central Union Elementar y	\$2,850	
Akers Elementar y	Central Union Elementar y	\$2,850	

Agency will be responsible for any ongoing operational costs to manage and maintain the connection upon supersedure. This includes, but is not limited to, the Monthly Recurring Cost (“MRC”) of circuits, all associated taxes and surcharges, equipment replacement and any maintenance agreements or service/support agreements the Agency enters into in order to connect to the nearest K12HSN network aggregation site, if applicable.

Upon supersedure, it is expected that Agency will become the customer of record for the solution and therefore will be invoiced by the Service Provider directly. The Agency is expected to pay the invoiced amount, which may be the full amount, until discounts are approved for the appropriate fiscal year.

The estimated MRC before any federal or state discounts for the solution provided to Agency is $\$2,850 + \$2,850 = \$5,700$, not including any taxes or surcharges, which are estimated to be an additional 10%.

Appendix B

Supersedure

For any sites for which their connectivity solution has been installed by or is anticipated to be installed by December 31 of any year, Agency, or representatives, will be notified by CENIC, or a CENIC representative, in the Fall of that year to develop a plan and timeline for supersedure that coincides with the next available E-rate cycle. The goal is to supersede service by July 1 following Agency's completion of an E-rate Form 471 in order for Agency to continue to maximize E-rate and CTF discounts. Any solution installed by December 31 is eligible to supersede the following July. (For example, connectivity solutions installed on October 1, 2022, would be eligible for supersedure on July 1, 2023.)

Supersedure is a process whereby Agency, CENIC, and the selected service provider agree to permit the Agency to take over the role of responsible party and payor of the connectivity solution, at which time CENIC would end its role as responsible party and payor. Agency agrees that the contract will only be superseded to Agency or the school district of Agency. The contract may not be superseded to a County Office of Education (COE) except when the school is authorized and administered by the COE (i.e., a COE school).

CENIC will provide Agency with information and assistance with contract transfer, including assistance with filing the E-rate Form 471. In order to meet the deadline for filing the Form 471, which is typically due by the end of March, the school must work to complete and finalize any contract documents with the Service Provider before that date.

Upon supersedure, it is the Agency's responsibility to take appropriate actions each year during the E-rate cycle to maintain E-rate eligibility for the connectivity solution, to keep track of the end date of the contract, and to plan accordingly for continuation (renewal or upgrade) of service and continuation of E-rate beyond that end date. Resources are available regarding E-rate filing through K12HSN, a program of the California Department of

Education, which can be accessed here: <https://www.k12hsn.org/resources/erate>.



AGREEMENT FOR GEOTECHNICAL TESTING SERVICES

THIS AGREEMENT FOR MATERIALS TESTING SERVICES ("Agreement") is made and entered into effective **May 16, 2023**, by and between the Central Union School District, a school district duly organized and existing under the laws of the State of California (the "District"), and **RMA GeoScience**, (the "Consultant"), with respect to the following recitals:

- A. District proposes to undertake the construction of an improvement project which requires the services of a duly qualified and licensed consultant.

- B. Consultant represents that Consultant is licensed to provide testing services in the State of California and is specially qualified to provide the services required by the District in this Agreement.

- C. The parties have negotiated the terms pursuant to which Consultant will provide such services and reduce such terms to writing by this Agreement.

In consideration of the covenants and conditions contained in this Agreement, the parties agree as follows:

1. **Retention of Consultant.** District retains Consultant to perform, and Consultant agrees to provide to District, for the consideration and upon the terms and conditions set forth below, the materials testing services specified in this Agreement. Consultant agrees to perform such services as expeditiously as is consistent with professional skill and care and the orderly progress of the Project. All services performed by the Consultant under this Agreement shall be conducted in a manner consistent with the level of care and skill ordinarily exercised by materials testing consultants specially qualified to provide the services required by the District.

2. **Description of Project.** The project concerning materials testing services shall be provided ("the Project") is described as: R.J. Neutra Modernization and New Construction School Project.

3. **Basic Services.** Consultant's Basic Services consist of Geotechnical Investigation and Geohazards Study testing.

In addition, Consultant shall confer and cooperate with District's other consultants. Consultant shall take precautions to minimize any damage due to Consultant's activities. Consultant shall be responsible and liable for any damage Consultant causes through its wrongful acts or omissions.

4. **Additional Services.** Any services not included in this Agreement shall be considered "Additional Services." Compensation for additional services shall be a fee to be agreed upon by the parties in writing prior to performance of such services by Consultant. Consultant shall keep complete records showing all hours worked and all costs and charges incurred for Additional Services. District shall be given reasonable access to those records for audit purposes.

5. **Payment.** For **Geotechnical & Geohazards and Underground Utility location** satisfactorily performed, compensation shall be: **Nine thousand nine hundred and twenty five dollars (\$9,925).** Basic and Additional Services satisfactorily performed shall be billed monthly upon completion of work via properly documented and submitted invoices. Invoices that are not disputed by District shall be paid within 30 days of the District's receipt of the invoice. Consultant shall comply with any applicable prevailing wage law.

6. **Insurance.** Consultant shall purchase and maintain insurance that will protect Consultant from the claims set forth below that may arise out of or result from the Consultant's performance of services or failure to perform services required by this Agreement:

a. Claims under Workers' Compensation, disability benefits and other similar employee benefits acts that are applicable to the work performed;

b. Claims for damages because of bodily injury, occupational sickness or disease or death of Consultant's employees, agents or invitees;

c. Claims for damages because of bodily injury or death of any person;

d. Claims for damages insured by usual personal injury liability coverage that are sustained (1) by any person as a result of an offense directly related to the employment of such person by the Consultant or (2) by any other person;

Claims for damages, other than to the work itself because of injury to or destruction of tangible property, including loss of use therefrom; or

Claims for damages because of bodily injury or death of any person or property damage arising out of the ownership, maintenance or use of any motor vehicle.

Consultant's insurance shall be written for not less than the following limits of liability:

Comprehensive General Liability	\$1,000,000
Professional Liability	\$1,000,000
Workmen's' Compensation	\$1,000,000

7. **Hazardous Materials.** In the event the District or Consultant becomes aware of the presence of, or exposure of persons to, asbestos, polychlorinated biphenyl (PCB) or any other

toxic or hazardous contaminants, materials, air pollutants or water pollutants at the Project, or the substantial risk thereof, each shall have a duty immediately to notify the other in writing.

8. **Compliance with Laws.** Consultant shall be familiar with and shall comply with all State and Federal laws and regulations applicable to the Project or lawfully imposed upon the Project by agencies having jurisdiction over the Project.

9. **Termination.**

a. District may unilaterally terminate this Agreement for any reason, in its absolute discretion, by giving Consultant seven (7) days written notice of termination.

b. This Agreement may also be terminated by either Party upon seven (7) days written notice should the other Party fail substantially to perform their duties or for any material breach under this Agreement.

c. In the event of termination, Consultant shall be compensated for all services satisfactorily performed to the termination date and, if terminated under subparagraph (a) above, any costs incurred by reason of such termination; but less any amounts the District is entitled to withhold under law or this Agreement.

10. **Independent Contractor Status.** Consultant and any and all agents and employees of Consultant shall perform the services required pursuant to this Agreement as an independent contractor, not as officers, employees, or agents of the District. In providing the services contemplated by this Agreement, Consultant shall maintain a professional working relationship with the District, the Contractor, the Inspector and the Architect. Nothing contained in this Agreement shall be deemed to create any contractual relationship between Consultant and the Architect, Inspector or the Contractor for the Project, nor shall anything contained in this Agreement be deemed to give any third party any claim or right of action against the District or the Consultant which does not otherwise exist.

11. **Indemnity.** Consultant shall indemnify, defend and save the District, its Board of Trustees, officers, agents, and employees harmless from any and all claims damages, losses, causes of action and demands, including reasonable attorney's fees and costs, incurred in connection with or in any manner arising out of Consultant's performance of or failure to perform any of the duties contemplated by this Agreement or for any tax liability arising out of this Agreement.

12. **Taxes.** Consultant shall be liable and solely responsible for paying all required taxes including, but not limited to, Federal and State income taxes and social security taxes. Consultant agrees to indemnify, defend and hold the District harmless from any liability which Consultant may incur to the Federal or State governments as a consequence of this Agreement. All payments to the Consultant shall be reported to the appropriate Federal and State tax authorities as required.

13. **Successors and Assigns.** The District and Consultant, respectively, bind themselves, their successors, assigns, and representatives to the other Party to this Agreement, and to the partners, successors, assigns, and legal representatives of such other Party with respect to all terms of this Agreement. Neither District nor Consultant shall assign or transfer any interest in this Agreement without the written consent of the other.

14. **Notices.** All payments and any notices or communications under this Agreement shall be in writing and shall be deemed to be duly given if served personally on the Party to whom it is directed or shall be deemed served when deposited in the United States Mail, certified or registered mail, return receipt requested, postage prepaid, and addressed in the case of:

Consultant: RMA GEOSCIENCE
ATTN: JOSUE A. MONTES
3897 NORTH ANN AVENUE, FRESNO, CA. 93727

District: Central Union School District
Attn: Thomas Addington, Superintendent
15783 18th Avenue
Lemoore, CA 93245

15. **Governing Law.** This Agreement shall be governed by the laws of the State of California, excluding its choice of law rules. Any action or proceeding seeking any relief under or with respect to this Agreement shall be brought solely in the Superior Court of the State of California for the County of Kings, subject to transfer of venue under applicable State law, provided that nothing in this Agreement shall constitute a waiver of immunity to suit by the District.

16. **Severability.** If any provision of this Agreement shall be held invalid or unenforceable by a court of competent jurisdiction, such holding shall not invalidate or render unenforceable any other provision of this Agreement.

17. **Amendment.** This Agreement cannot be changed or supplemented orally and may be modified or superseded only by written instrument executed by all parties.

18. **Compliance with Law.** While performing the services contemplated by this Agreement, Inspector agrees to comply with all applicable laws and regulations. Consultant understands and acknowledges that the Project is being funded through the U.S. Department of Defense Public Schools on Military Installations Program ("Grant Program") and that, as a result, the Project is subject to applicable Federal law. Consultant agrees to comply with all such requirements, including but not limited to the requirements set forth in this Section.

a. Terms and Conditions of Grant Program. Consultant represents and warrants that it will take all steps necessary to comply with the U.S. Department of Defense Office of Economic

Adjustment General Assistance Agreement Terms and Conditions April 2016 (“Terms and Conditions”), attached hereto as Exhibit “B” and incorporated herein by this reference, and will assist District in ensuring compliance with such Terms and Conditions. Consultant shall comply with the Terms and Conditions as though it were a party to such Terms and Conditions.

b. Equal Employment Opportunity. Consultant agrees to comply with and be bound by Title 14, CFR, Section 60-1.4(b), the terms of which are incorporated by reference as though set forth in full herein.

c. Davis-Bacon Act. Consultant agrees to comply with and be bound by, and assist District in ensuring compliance with, the Davis-Bacon Act, as applicable. (40 U.S.C. §§ 3141-3144; 3146-3148.) Pursuant to the Copeland “Anti-Kickback” Act (40 U.S.C. 3145), as supplemented by Department of Labor regulations (29 CFR Part 3), Consultant is prohibited from inducing, by any means, any person employed in the construction, completion, or repair of public work, to give up any part of the compensation to which he or she is otherwise entitled.

d. Contract Work Hours and Safety Standards Act. Consultant agrees to comply with and be bound by, and assist District in ensuring compliance with, the Contract Work Hours and Safety Standards Act, as applicable. (40 U.S.C. 3702 and 3704.) Under 40 U.S.C. 3702 of the Act, each contractor must be required to compute the wages of every mechanic and laborer on the basis of a standard work week of 40 hours. Work in excess of the standard work week is permissible provided that the worker is compensated at a rate of not less than one and a half times the basic rate of pay for all hours worked in excess of 40 hours in the work week. The requirements of 40 U.S.C. 3704 are applicable to construction work and provide that no laborer or mechanic must be required to work in surroundings or under working conditions which are unsanitary, hazardous or dangerous. These requirements do not apply to the purchases of supplies or materials or articles ordinarily available on the open market, or contracts for transportation or transmission of intelligence.

e. Rights to Inventions Made by Nonprofit Organizations and Small Business Firms under Government Grants, Contracts, and Cooperative Agreements. Consultant agrees to comply with and be bound by, and assist District in ensuring compliance with, CFR, Title 37, Part 401, the provisions of which are incorporated herein by this reference, as applicable.

f. Clean Air Act and Federal Water Pollution Control Act. Consultant agrees to comply with and be bound by, and assist District in ensuring compliance with, all applicable standards, orders, and regulations issued pursuant to section 306 of the Clean Air Act (42 U.S.C. 1857(h)), section 508 of the Clean Air Act (33 U.S.C. 1368), Executive Order 11738, Environmental Protection Agency regulations (40 CFR part 15), and Federal Water Pollution Control Act (42 U.S.C. §§ 7401-7671g) and the Federal Water Pollution Control Act as amended (33 U.S.C. §§ 1251-1387). Any violations must be reported to the Federal awarding agency and the Regional Office of the Environmental Protection Agency (EPA).

g. Debarment and Suspension. Consultant represents and warrants that it is not listed on the government-wide exclusions in the System for Award Management (SAM), and Consultant agrees to comply with and be bound by, and assist District in ensuring compliance with, the OMB guidelines at 2 CFR 180 that implement Executive Orders 12549 (3 CFR part 1986 Comp., p. 189) and 12689 (3 CFR part 1989 Comp., p. 235), "Debarment and Suspension." SAM Exclusions contains the names of parties debarred, suspended, or otherwise excluded by agencies, as well as parties declared ineligible under statutory or regulatory authority other than Executive Order 12549.

h. Byrd Anti-Lobbying Amendment. Consultant agrees to comply with and be bound by, and assist District in ensuring compliance with, the Byrd Anti-Lobbying Amendment (31 U.S.C. § 1352). Consultant shall file the declaration and certification required by 31 U.S.C. § 1352(b).

i. Procurement of Recovered Materials. Consultant agrees to comply with, and be bound by, and assist District in ensuring compliance with, 2 CFR Section 200.322, as applicable.

j. Base Clearance. Consultant understands and acknowledges that the Project will be constructed on the Lemoore Naval Air Station, and that parties entering such Naval Station are required to obtain prior clearance from the Federal government. Consultant agrees to diligently take all steps necessary or appropriate to obtaining such clearance. In the event that Consultant is not able to obtain such clearance, this Agreement shall terminate without any liability to District whatsoever.

k. Reporting Requirements. As required by 32 CFR 33.36(i)(7), Consultant is hereby notified of the reporting requirements and regulations contained in 32 CFR Sections 33.40-33.44, the terms of which are incorporated by this reference as though set forth in full herein. Consultant agrees to comply with and be bound by, as applicable, and assist District in ensuring compliance with, said requirements.

l. Patent Rights. As required by 32 CFR 33.36(i)(8), Consultant shall comply with and be bound by, as applicable, and assist District in ensuring compliance with, all Federal requirements and regulations pertaining to the patent rights with respect to any discovery or invention which arises or is developed in the course of this Agreement or the Project.

m. Copyrights and Rights in Data. As required by 32 CFR 33.36(i)(9), Consultant shall comply with and be bound by, as applicable, and assist District in ensuring compliance with, all Federal requirements and regulations pertaining to copyrights and rights in data.

n. Access to Books and Records. As required by 32 CFR 33.36(i)(10) and (11), Consultant agrees to comply with and be bound by, as applicable, and assist District in ensuring compliance with, the retention and access requirements set forth in 32 CFR section 33.42. Consultant shall take all steps necessary to assist District with ensuring access by the Federal Grantor Agency, Comptroller General of the United States, or any of their duly authorized representatives to any

books, documents, papers, and records that are directly pertinent to this Agreement for the purpose of making audits, examinations, excerpts, and transcriptions. Consultant will also take all steps necessary to assist District with ensuring that all required records are retained for at least three years after District makes final payment and all other pending matters are closed.

o. Energy Policy and Conservation Act. As required by 32 CFR 33.36(i)(13), Consultant agrees to comply with and be bound by, and assist District in ensuring compliance with, the mandatory standards and policies relating to energy efficiency which are contained in the state energy conservation plans issued in compliance with the Energy Policy and Conservation Act (Pub. L 94-163, 89 Stat. 871).

p. Buy American Act. As required by 41 U.S.C. Chapter 83 ("Buy American Act") Consultant shall comply with and be bound by and assist the District in ensuring that goods used in a manner that complies with the Buy American Act, unless an exception of the requirement is approved, and Consultant will provide any further verified information as may be requested by the District or the Department of the Defense.

19. **Requests.** Consultant agrees to timely and properly complete all reports requested by the District or as required by law. In addition, Consultant agrees that District has a right to a copy of all reports and other records created or maintained by Consultant.


20. **Counterparts.** This Agreement may be executed in counterparts such that the signatures may appear on separate signature pages. A copy, or an original, with all signatures appended together, shall be deemed a fully executed Agreement.

21. **Interpretation.** The language of all parts of this Agreement shall, in all cases, be construed as a whole, according to its fair meaning, and not strictly for or against either Party.


22. **Entire Agreement.** This Agreement constitutes the entire agreement between the parties, and supersedes any prior agreement or understanding. There are no understandings, agreements, representations or warranties, expressed or implied, not specified in this Agreement. Consultant, by the execution of this Agreement, acknowledges that Consultant has read this Agreement, understands it, and agrees to be bound by its terms and conditions.

23. **Warranty of Authority.** The persons signing this Agreement warrant that they are legally authorized to do so on behalf of the respective Parties, and by their signatures to bind the respective Parties to this Agreement.

CONSULTANT

By: 
Date: May 16, 2023
Name: Josue Montes, PE, GE
Title: Principal Engineer

CENTRAL UNION SCHOOL DISTRICT

By: 
Date: 5/16/23
Name: Thomas Addington
Title: Superintendent

Warrant Register For Warrants Dated 05/05/2023

Warrant Number	Vendor Number	Vendor Name	Amount
12714830	4802	LILIANA ALVARADO	\$156.71
12714831	4092	AMERICAN BUSINESS MACHINES	\$78.26
12714832	2703	AT&T	\$2,914.96
12714833	111	BILLINGSLEY TIRE INC	\$270.46
12714834	4426	BIMBO BAKERIES USA INC	\$700.58
12714835	4833	JAMES BOCHMAN	\$58.95
12714836	3675	ASHLEY BULLIS	\$181.80
12714837	4202	CALIFORNIA CONSULTING INC.	\$3,500.00
12714838	193	CASBO	\$1,750.00
12714839	1751	CDW-G	\$1,567.05
12714840	4580	TAYLOR CONOVER	\$342.74
12714841	272	KELLY DAVIS	\$140.60
12714842	4595	EMS LINQ INC.	\$49.40
12714843	4753	MEGAN FEENSTRA	\$265.83
12714844	353	JULIANNE FEES	\$314.66
12714845	3983	BRITTANY GATELY	\$62.18
12714846	4719	COLLEEN GODDARD	\$149.53
12714847	2241	ANNE GONZALES	\$2,777.57
12714848	1761	KELLY GOSSCHALK	\$146.88
12714849	467	HOFMANS NURSERY	\$12.87
12714850	471	HOLT LUMBER INC.	\$303.29
12714851	473	HOME DEPOT	\$1,274.08
12714852	4358	HOME DEPOT PRO	\$96.53
12714853	505	ISLAND WATERPARK	\$1,236.50
12714854	516	JONES SCHOOL SUPPLY CO. INC.	\$132.61
12714855	1340	JUNIOR LIBRARY GUILD	\$3,199.05
12714856	4718	MICHELLE KING	\$147.66
12714857	4726	KATIE KIRBY	\$346.84
12714858	4601	JEFF KIRCHHOFF	\$287.33
12714859	572	LEMOORE AUTO SUPPLY	\$156.54
12714860	575	LEMOORE HARDWARE	\$48.55
12714861	578	LEMOORE UNION HIGH SCHOOL	\$77,022.59
12714862	565	CHRISTINA LUIS	\$49.65
12714863	616	ALICIA MARTELLA	\$461.94
12714864	1937	MATSON ALARM CO INC	\$553.50
12714865	4261	BRIDGETTE MCMATH	\$135.24
12714866	3537	MID VALLEY DISPOSAL	\$617.72
12714867	4157	CHRISTINA MUNOZ	\$20.31
12714868	4486	N & S TRACTOR	\$2,842.59
12714869	3466	NEWMAN GARCIA PHOTOGRAPHIC STUDIO &	\$7,507.50
12714870	3570	NUTRIEN AG SOLUTIONS	\$198.95
12714871	3944	MARIELA OCHOA	\$148.45
12714872	725	PACIFIC GAS & ELECTRIC CO	\$4,992.60
12714873	3974	PBK ARCHITECTS INC.	\$450.00
12714874	3498	ALYSSA PINEDA	\$66.11
12714875	4567	SYLVIA RIOS	\$59.80
12714876	4865	JAVIER SANCHEZ	\$181.50
12714877	3624	CRYSTAL SHANNON-CUNNINGHAM	\$152.31
12714878	4565	JASMINE SILVA	\$46.96
12714879	1498	NICOLE SMYERS	\$124.72

**Warrant Register For Warrants
Dated 05/05/2023**

Warrant Number	Vendor Number	Vendor Name	Amount
12714880	889	DEBRA SOLTERO	\$155.56
12714881	4111	KELLI SOWERS	\$294.07
12714882	3232	ANDREA SPRINGER	\$146.74
12714883	904	STAN VIERRA ELECTRIC	\$315.89
12714884	4482	STORESMART	\$1,436.96
12714885	915	STRATFORD AUTO SUPPLY	\$39.76
12714886	916	STRATFORD PUBLIC UTILITY DIST	\$4,172.34
12714887	926	SYSCO FOOD SERVICES OF MODESTO	\$29,855.93
12714888	2588	BRIAN TASHIMA	\$136.08
12714889	2678	RACHEL TAYLOR	\$233.53
12714890	4760	DAVID TOSTE	\$232.53
12714891	958	TULARE COUNTY OFFICE OF ED	\$1,500.00
12714892	3773	ANNMARIE VANGRONINGEN	\$150.29
12714893	4278	MARTHA A. VARGAS	\$148.09
12714894	1013	WEST VALLEY SUPPLY	\$602.65
12714895	1026	KRISTINA L. WILCOX	\$165.89

Total Amount of All Warrants:**\$157,888.76**

Commercial Payment Register

For Payments Dated: 05/05/2023

Document No	Vendor No	Vendor Name	Reference No	FD - RE - PY- GO - FN - OB - SI - L1 - L2	Resource	Object	Amount
12714830	4802	ALVARADO, LILIANA	PV - 26667	0100-0000-0-1110-3110-430000-121-00-0000	Unrestricted Resources	Materials and Supplies	\$156.71
Total For Fund Number: 0100							<u>\$156.71</u>
Total Amount of Payment:							<u>\$156.71</u>
12714831	4092	AMERICAN BUSINESS MACH	PV - 26709	0100-0000-0-0000-7200-430000-121-00-0000	Unrestricted Resources	Materials and Supplies	\$15.00
			PV - 26710	0100-0000-0-0000-7200-430000-121-00-0000	Unrestricted Resources	Materials and Supplies	\$15.00
			PO - 25086	0100-1100-0-1110-1000-430000-222-00-0000	State Lottery	Materials and Supplies	\$48.26
Total For Fund Number: 0100							<u>\$78.26</u>
Total Amount of Payment:							<u>\$78.26</u>
12714832	2703	AT&T	PO - 25183	0100-0000-0-1110-8200-590010-424-00-0000	Unrestricted Resources	Communications - Telephone	\$642.29
			PO - 25183	0100-0000-0-1110-8200-590010-323-00-0000	Unrestricted Resources	Communications - Telephone	\$791.24
			PO - 25183	0100-0000-0-1110-8200-590010-222-00-0000	Unrestricted Resources	Communications - Telephone	\$935.56
			PO - 25183	0100-0000-0-1110-8200-590010-525-00-0000	Unrestricted Resources	Communications - Telephone	\$545.87
Total For Fund Number: 0100							<u>\$2,914.96</u>
Total Amount of Payment:							<u>\$2,914.96</u>
12714833	111	BILLINGSLEY TIRE INC	PO - 25633	0100-8150-0-0000-8100-430014-120-00-0000	Ongoing & Major Maint. Acct.	Maintenance Supplies	\$240.96
			PO - 25633	0100-8150-0-0000-8100-430014-120-00-0000	Ongoing & Major Maint. Acct.	Maintenance Supplies	\$29.50
Total For Fund Number: 0100							<u>\$270.46</u>
Total Amount of Payment:							<u>\$270.46</u>
12714834	4426	BIMBO BAKERIES USA INC	PO - 25229	1300-5310-0-0000-3700-470000-000-00-0000	Child Nutrition - School Programs	Food	\$153.64
			PO - 25229	1300-5310-0-0000-3700-470000-000-00-0000	Child Nutrition - School Programs	Food	\$154.30
			PO - 25229	1300-5310-0-0000-3700-470000-000-00-0000	Child Nutrition - School Programs	Food	\$158.94
			PO - 25229	1300-5310-0-0000-3700-470000-000-00-0000	Child Nutrition - School Programs	Food	\$144.94
			PO - 25229	1300-5310-0-0000-3700-470000-000-00-0000	Child Nutrition - School Programs	Food	\$88.76
Total For Fund Number: 1300							<u>\$700.58</u>
Total Amount of Payment:							<u>\$700.58</u>
12714835	4833	BOCHMAN, JAMES	PV - 26684	0100-0000-0-1110-8200-520003-120-00-0000	Unrestricted Resources	Mileage-Other	\$58.95
Total For Fund Number: 0100							<u>\$58.95</u>
Total Amount of Payment:							<u>\$58.95</u>
12714836	3675	BULLIS, ASHLEY	PV - 26685	0100-1100-0-1110-1000-430000-424-00-0000	State Lottery	Materials and Supplies	\$26.83
			PV - 26686	0100-1100-0-1110-1000-430000-424-00-0000	State Lottery	Materials and Supplies	\$154.97
Total For Fund Number: 0100							<u>\$181.80</u>
Total Amount of Payment:							<u>\$181.80</u>
12714837	4202	CALIFORNIA CONSULTING II	PO - 25157	0100-0000-0-0000-7200-580000-121-00-0000	Unrestricted Resources	Other Services and Operating Expenditures	\$3,500.00
Total For Fund Number: 0100							<u>\$3,500.00</u>
Total Amount of Payment:							<u>\$3,500.00</u>
12714838	193	CASBO	PO - 25958	0100-0000-0-0000-0000-933000-121-00-0000	Unrestricted Resources	Prepaid Expenditures	\$1,750.00

Commercial Payment Register

For Payments Dated: 05/05/2023

Document No	Vendor No	Vendor Name	Reference No	FD - RE - PY- GO - FN - OB - SI - L1 - L2	Resource	Object	Amount
						Total For Fund Number: 0100	\$1,750.00
						Total Amount of Payment:	\$1,750.00
12714839	1751	CDW-G	PO - 25442	0100-0050-0-0000-7700-580011-121-00-0000	Classroom Standards	Software License Renewals	\$235.00
			PO - 25442	0100-0050-0-0000-7700-440000-121-00-0000	Classroom Standards	Equipment-Non Depreciated	\$1,332.05
						Total For Fund Number: 0100	\$1,567.05
						Total Amount of Payment:	\$1,567.05
12714840	4580	CONOVER, TAYLOR	PV - 26687	0100-1100-0-1110-1000-430000-424-00-0000	State Lottery	Materials and Supplies	\$42.89
			PV - 26688	0100-1100-0-1110-1000-430000-424-00-0000	State Lottery	Materials and Supplies	\$299.85
						Total For Fund Number: 0100	\$342.74
						Total Amount of Payment:	\$342.74
12714841	272	DAVIS, KELLY	PV - 26689	0100-1100-0-1110-1000-430000-424-00-0000	State Lottery	Materials and Supplies	\$140.60
						Total For Fund Number: 0100	\$140.60
						Total Amount of Payment:	\$140.60
12714842	4595	EMS LINQ INC.	PO - 25954	1300-5310-0-0000-3700-580011-000-00-0000	Child Nutrition - School Programs	Software License Renewals	\$49.40
						Total For Fund Number: 1300	\$49.40
						Total Amount of Payment:	\$49.40
12714843	4753	FEENSTRA, MEGAN	PV - 26690	0100-1100-0-1110-1000-430000-424-00-0000	State Lottery	Materials and Supplies	\$130.02
			PV - 26692	0100-1100-0-1110-1000-430000-424-00-0000	State Lottery	Materials and Supplies	\$61.41
			PV - 26691	0100-1100-0-1110-1000-430000-424-00-0000	State Lottery	Materials and Supplies	\$74.40
						Total For Fund Number: 0100	\$265.83
						Total Amount of Payment:	\$265.83
12714844	353	FEES, JULIANNE	PV - 26693	0100-1100-0-1110-1000-430000-424-00-0000	State Lottery	Materials and Supplies	\$314.66
						Total For Fund Number: 0100	\$314.66
						Total Amount of Payment:	\$314.66
12714845	3983	GATELY, BRITTANY	PV - 26694	0100-1100-0-1110-1000-430000-424-00-0000	State Lottery	Materials and Supplies	\$62.18
						Total For Fund Number: 0100	\$62.18
						Total Amount of Payment:	\$62.18
12714846	4719	GODDARD, COLLEEN	PV - 26695	0100-1100-0-1110-1000-430000-424-00-0000	State Lottery	Materials and Supplies	\$149.53
						Total For Fund Number: 0100	\$149.53
						Total Amount of Payment:	\$149.53
12714847	2241	GONZALES, ANNE	PV - 26668	0100-7210-0-1110-1000-430001-323-00-0000	American Indian Education	Instructional Materials/Classroom	\$2,248.86
			PV - 26720	0100-7210-0-1110-1000-430001-323-00-0000	American Indian Education	Instructional Materials/Classroom	\$528.71
						Total For Fund Number: 0100	\$2,777.57
						Total Amount of Payment:	\$2,777.57
12714848	1761	GOSSCHALK, KELLY	PV - 26696	0100-1100-0-1110-1000-430000-424-00-0000	State Lottery	Materials and Supplies	\$146.88
						Total For Fund Number: 0100	\$146.88

Commercial Payment Register For Payments Dated: 05/05/2023

Document No	Vendor No	Vendor Name	Reference No	FD - RE - PY- GO - FN - OB - SI - L1 - L2	Resource	Object	Amount
Total Amount of Payment:							\$146.88
12714849	467	HOFMANS NURSERY	PO - 25094	0100-8150-0-0000-8100-430014-525-00-0000	Ongoing & Major Maint. Acct.	Maintenance Supplies	\$3.21
			PO - 25094	0100-8150-0-0000-8100-430014-222-00-0000	Ongoing & Major Maint. Acct.	Maintenance Supplies	\$3.22
			PO - 25094	0100-8150-0-0000-8100-430014-323-00-0000	Ongoing & Major Maint. Acct.	Maintenance Supplies	\$3.22
			PO - 25094	0100-8150-0-0000-8100-430014-424-00-0000	Ongoing & Major Maint. Acct.	Maintenance Supplies	\$3.22
Total For Fund Number: 0100							\$12.87
Total Amount of Payment:							\$12.87
12714850	471	HOLT LUMBER INC.	PO - 25154	0100-8150-0-0000-8100-430014-222-00-0000	Ongoing & Major Maint. Acct.	Maintenance Supplies	\$303.29
Total For Fund Number: 0100							\$303.29
Total Amount of Payment:							\$303.29
12714851	473	HOME DEPOT	PV - 26671	0100-8150-0-0000-8100-430014-323-00-0000	Ongoing & Major Maint. Acct.	Maintenance Supplies	\$49.07
			PV - 26672	0100-8150-0-0000-8100-430014-424-00-0000	Ongoing & Major Maint. Acct.	Maintenance Supplies	\$49.07
			PV - 26670	0100-8150-0-0000-8100-430014-222-00-0000	Ongoing & Major Maint. Acct.	Maintenance Supplies	\$98.13
			PV - 26673	0100-8150-0-0000-8100-430014-525-00-0000	Ongoing & Major Maint. Acct.	Maintenance Supplies	\$1,077.81
Total For Fund Number: 0100							\$1,274.08
Total Amount of Payment:							\$1,274.08
12714852	4358	HOME DEPOT PRO	PV - 26669	0100-8150-0-0000-8100-430014-120-00-0000	Ongoing & Major Maint. Acct.	Maintenance Supplies	\$16.74
			PO - 25095	0100-8150-0-0000-8100-430014-222-00-0000	Ongoing & Major Maint. Acct.	Maintenance Supplies	\$6.74
			PO - 25095	0100-8150-0-0000-8100-430014-222-00-0000	Ongoing & Major Maint. Acct.	Maintenance Supplies	\$7.44
			PO - 25095	0100-8150-0-0000-8100-430014-424-00-0000	Ongoing & Major Maint. Acct.	Maintenance Supplies	\$8.87
			PO - 25095	0100-8150-0-0000-8100-430014-525-00-0000	Ongoing & Major Maint. Acct.	Maintenance Supplies	\$56.74
Total For Fund Number: 0100							\$96.53
Total Amount of Payment:							\$96.53
12714853	505	ISLAND WATERPARK	PO - 25126	0100-1100-0-1110-1000-580000-222-00-0000	State Lottery	Other Services and Operating Expenditures	\$1,236.50
Total For Fund Number: 0100							\$1,236.50
Total Amount of Payment:							\$1,236.50
12714854	516	JONES SCHOOL SUPPLY CO. I	PO - 25930	0100-1100-0-1110-1000-430001-222-00-0000	State Lottery	Instructional Materials/Classroom	\$132.61
Total For Fund Number: 0100							\$132.61
Total Amount of Payment:							\$132.61
12714855	1340	JUNIOR LIBRARY GUILD	PO - 25750	0100-1100-0-1110-1000-430001-424-00-0000	State Lottery	Instructional Materials/Classroom	\$2,779.49
			PV - 26719	0100-7210-0-1110-1000-430001-323-00-0000	American Indian Education	Instructional Materials/Classroom	\$419.56
Total For Fund Number: 0100							\$3,199.05
Total Amount of Payment:							\$3,199.05
12714856	4718	KING, MICHELLE	PV - 26713	0100-1100-0-1110-2700-520003-424-00-0000	State Lottery	Mileage-Other	\$36.68
			PV - 26712	0100-1100-0-1110-2700-430000-424-00-0000	State Lottery	Materials and Supplies	\$110.98

Commercial Payment Register
For Payments Dated: 05/05/2023

Document No	Vendor No	Vendor Name	Reference No	FD - RE - PY- GO - FN - OB - SI - L1 - L2	Resource	Object	Amount
Total For Fund Number: 0100							\$147.66
Total Amount of Payment:							\$147.66
12714857	4726	KIRBY, KATIE	PV - 26711	0100-1100-0-1110-1000-430021-222-00-0000	State Lottery	Allowance	\$346.84
Total For Fund Number: 0100							\$346.84
Total Amount of Payment:							\$346.84
12714858	4601	KIRCHHOFF, JEFF	PV - 26721	0100-1100-0-1110-1000-430021-222-00-0000	State Lottery	Allowance	\$287.33
Total For Fund Number: 0100							\$287.33
Total Amount of Payment:							\$287.33
12714859	572	LEMOORE AUTO SUPPLY	PV - 26675	0100-8150-0-0000-8100-430014-222-00-0000	Ongoing & Major Maint. Acct.	Maintenance Supplies	\$15.38
			PV - 26674	0100-8150-0-0000-8100-430014-424-00-0000	Ongoing & Major Maint. Acct.	Maintenance Supplies	\$15.39
			PO - 25102	0100-8150-0-0000-8100-430014-120-00-0000	Ongoing & Major Maint. Acct.	Maintenance Supplies	\$125.77
Total For Fund Number: 0100							\$156.54
Total Amount of Payment:							\$156.54
12714860	575	LEMOORE HARDWARE	PO - 25103	0100-8150-0-0000-8100-430014-525-00-0000	Ongoing & Major Maint. Acct.	Maintenance Supplies	\$48.55
Total For Fund Number: 0100							\$48.55
Total Amount of Payment:							\$48.55
12714861	578	LEMOORE UNION HIGH SCH	PV - 26714	0100-0333-0-0000-3600-510000-121-00-0000	LCFF Transportation Funding	Subagreement for Services	\$70,196.20
			PV - 26722	0100-1100-0-1135-1000-580007-222-00-0000	State Lottery	Transportation/not School	\$675.69
			PV - 26724	0100-1100-0-1110-1000-580007-323-00-0000	State Lottery	Transportation/not School	\$2,684.26
			PV - 26726	0100-1100-0-1110-1000-580007-424-00-0000	State Lottery	Transportation/not School	\$1,570.49
			PV - 26723	0100-1100-0-1110-1000-580007-222-00-0000	State Lottery	Transportation/not School	\$1,602.46
			PV - 26727	0100-1100-0-1110-1000-580007-525-00-0000	State Lottery	Transportation/not School	\$293.49
Total For Fund Number: 0100							\$77,022.59
Total Amount of Payment:							\$77,022.59
12714862	565	LUIS, CHRISTINA	PV - 26728	0100-0050-0-0000-7700-520003-121-00-0000	Classroom Standards	Mileage-Other	\$49.65
Total For Fund Number: 0100							\$49.65
Total Amount of Payment:							\$49.65
12714863	616	MARTELLA, ALICIA	PV - 26697	0100-0038-0-1110-1000-580000-424-00-0000	Donations	Other Services and Operating Expenditures	\$368.37
			PV - 26698	0100-0038-0-1110-1000-580000-424-00-0000	Donations	Other Services and Operating Expenditures	\$93.57
Total For Fund Number: 0100							\$461.94
Total Amount of Payment:							\$461.94
12714864	1937	MATSON ALARM CO INC	PO - 25175	0100-0000-0-1110-8200-580000-525-00-0000	Unrestricted Resources	Other Services and Operating Expenditures	\$193.73
			PO - 25175	0100-0000-0-1110-8200-580000-323-00-0000	Unrestricted Resources	Other Services and Operating Expenditures	\$210.33
			PO - 25175	0100-0000-0-1110-8200-580000-121-00-0000	Unrestricted Resources	Other Services and Operating Expenditures	\$149.44

Commercial Payment Register For Payments Dated: 05/05/2023

Document No	Vendor No	Vendor Name	Reference No	FD - RE - PY- GO - FN - OB - SI - L1 - L2	Resource	Object	Amount
	4261	MCMATH, BRIDGETTE	PV - 26699	0100-1100-0-1110-1000-430000-424-00-0000	State Lottery		
						Total For Fund Number: 0100	\$553.50
						Total Amount of Payment:	\$553.50
12714865	4261	MCMATH, BRIDGETTE	PV - 26699	0100-1100-0-1110-1000-430000-424-00-0000	State Lottery	Materials and Supplies	\$135.24
						Total For Fund Number: 0100	\$135.24
						Total Amount of Payment:	\$135.24
12714866	3537	MID VALLEY DISPOSAL	PO - 25176	0100-0000-0-1110-8200-550050-525-00-0000	Unrestricted Resources	Garbage	\$617.72
						Total For Fund Number: 0100	\$617.72
						Total Amount of Payment:	\$617.72
12714867	4157	MUNOZ, CHRISTINA	PV - 26676	0100-0000-0-0000-2100-520003-121-00-0000	Unrestricted Resources	Mileage-Other	\$20.31
						Total For Fund Number: 0100	\$20.31
						Total Amount of Payment:	\$20.31
12714868	4486	N & S TRACTOR	PO - 25980	0100-8150-0-0000-8100-560009-120-00-0000	Ongoing & Major Maint. Acct.	Outsider Services	\$2,842.59
						Total For Fund Number: 0100	\$2,842.59
						Total Amount of Payment:	\$2,842.59
12714869	3466	NEWMAN GARCIA PHOTOGR	PO - 25975	0100-0038-0-1110-1000-580000-424-00-0000	Donations	Other Services and Operating Expenditures	\$7,507.50
						Total For Fund Number: 0100	\$7,507.50
						Total Amount of Payment:	\$7,507.50
12714870	3570	NUTRIEN AG SOLUTIONS	PO - 25938	0100-8150-0-0000-8100-430014-525-00-0000	Ongoing & Major Maint. Acct.	Maintenance Supplies	\$49.73
			PO - 25938	0100-8150-0-0000-8100-430014-222-00-0000	Ongoing & Major Maint. Acct.	Maintenance Supplies	\$49.74
			PO - 25938	0100-8150-0-0000-8100-430014-323-00-0000	Ongoing & Major Maint. Acct.	Maintenance Supplies	\$49.74
			PO - 25938	0100-8150-0-0000-8100-430014-424-00-0000	Ongoing & Major Maint. Acct.	Maintenance Supplies	\$49.74
						Total For Fund Number: 0100	\$198.95
						Total Amount of Payment:	\$198.95
12714871	3944	OCHOA, MARIELA	PV - 26700	0100-1100-0-1110-1000-430000-424-00-0000	State Lottery	Materials and Supplies	\$148.45
						Total For Fund Number: 0100	\$148.45
						Total Amount of Payment:	\$148.45
12714872	725	PACIFIC GAS & ELECTRIC CC	PO - 25177	0100-0000-0-1110-8200-550020-525-00-0000	Unrestricted Resources	Electricity	\$17.67
			PO - 25177	0100-0000-0-1110-8200-550020-525-00-0000	Unrestricted Resources	Electricity	\$23.82
			PO - 25177	0100-0000-0-1110-8200-550020-525-00-0000	Unrestricted Resources	Electricity	\$23.82
			PO - 25177	0100-0000-0-1110-8200-550020-525-00-0000	Unrestricted Resources	Electricity	\$36.23
			PV - 26736	0100-0000-0-1110-8200-550020-323-00-0000	Unrestricted Resources	Electricity	\$26.99
			PV - 26731	0100-0000-0-1110-8200-550020-120-00-0000	Unrestricted Resources	Electricity	\$23.82
			PV - 26735	0100-0000-0-1110-8200-550020-323-00-0000	Unrestricted Resources	Electricity	\$23.82
			PV - 26734	0100-0000-0-1110-8200-550020-323-00-0000	Unrestricted Resources	Electricity	\$136.36
			PV - 26732	0100-0000-0-1110-8200-550020-120-00-0000	Unrestricted Resources	Electricity	\$1,611.49
			PV - 26733	0100-0000-0-1110-8200-550020-120-00-0000	Unrestricted Resources	Electricity	\$517.48

Commercial Payment Register For Payments Dated: 05/05/2023

Document No	Vendor No	Vendor Name	Reference No	FD - RE - PY- GO - FN - OB - SI - L1 - L2	Resource	Object	Amount
			PV - 26737	0100-0000-0-1110-8200-550020-222-00-0000	Unrestricted Resources	Electricity	\$2,551.10
						Total For Fund Number: 0100	\$4,992.60
						Total Amount of Payment:	\$4,992.60
12714873	3974	PBK ARCHITECTS INC.	PV - 26715	0100-3212-0-0000-8500-620000-525-00-7588	Elementary & Secondary School Emergency Relief II (ESSER II)	Buildings and Improvement of Buildings	\$450.00
						Total For Fund Number: 0100	\$450.00
						Total Amount of Payment:	\$450.00
12714874	3498	PINEDA, ALYSSA	PV - 26665	0100-1100-0-1110-1000-430001-525-00-0000	State Lottery	Instructional Materials/Classroom	\$66.11
						Total For Fund Number: 0100	\$66.11
						Total Amount of Payment:	\$66.11
12714875	4567	RIOS, SYLVIA	PV - 26716	1300-5310-0-0000-3700-520003-000-00-0000	Child Nutrition - School Programs	Mileage-Other	\$59.80
						Total For Fund Number: 1300	\$59.80
						Total Amount of Payment:	\$59.80
12714876	4865	SANCHEZ, JAVIER	PV - 26729	0100-0050-0-0000-7700-520003-121-00-0000	Classroom Standards	Mileage-Other	\$181.50
						Total For Fund Number: 0100	\$181.50
						Total Amount of Payment:	\$181.50
12714877	3624	SHANNON-CUNNINGHAM, C	PV - 26701	0100-1100-0-1110-1000-430000-424-00-0000	State Lottery	Materials and Supplies	\$152.31
						Total For Fund Number: 0100	\$152.31
						Total Amount of Payment:	\$152.31
12714878	4565	SILVA, JASMINE	PV - 26717	0100-1100-0-1110-1000-430021-222-00-0000	State Lottery	Allowance	\$46.96
						Total For Fund Number: 0100	\$46.96
						Total Amount of Payment:	\$46.96
12714879	1498	SMYERS, NICOLE	PV - 26702	0100-1100-0-1110-1000-430000-424-00-0000	State Lottery	Materials and Supplies	\$124.72
						Total For Fund Number: 0100	\$124.72
						Total Amount of Payment:	\$124.72
12714880	889	SOLTERO, DEBRA	PV - 26703	0100-1100-0-1110-1000-430000-424-00-0000	State Lottery	Materials and Supplies	\$155.56
						Total For Fund Number: 0100	\$155.56
						Total Amount of Payment:	\$155.56
12714881	4111	SOWERS, KELLI	PV - 26677	0100-0000-0-1110-3120-520003-121-00-0000	Unrestricted Resources	Mileage-Other	\$140.83
			PV - 26678	0100-0000-0-1110-3120-430000-121-00-0000	Unrestricted Resources	Materials and Supplies	\$153.24
						Total For Fund Number: 0100	\$294.07
						Total Amount of Payment:	\$294.07
12714882	3232	SPRINGER, ANDREA	PV - 26704	0100-1100-0-1110-1000-430000-424-00-0000	State Lottery	Materials and Supplies	\$146.74
						Total For Fund Number: 0100	\$146.74
						Total Amount of Payment:	\$146.74
12714883	904	STAN VIERRA ELECTRIC	PO - 25957	0100-8150-0-0000-8100-560009-525-00-0000	Ongoing & Major Maint. Acct.	Outsider Services	\$315.89
						Total For Fund Number: 0100	\$315.89

Commercial Payment Register

For Payments Dated: 05/05/2023

Document No	Vendor No	Vendor Name	Reference No	FD - RE - PY- GO - FN - OB - SI - L1 - L2	Resource	Object	Amount
Total Amount of Payment:							\$315.89
12714884	4482	STORESMART	PO - 25915	0100-3010-0-1110-1000-430000-525-55-0203	IASA-Title I Basic Grants Low Income	Materials and Supplies	\$1,436.96
Total For Fund Number: 0100							\$1,436.96
Total Amount of Payment:							\$1,436.96
12714885	915	STRATFORD AUTO SUPPLY	PO - 25571	0100-8150-0-0000-8100-430014-120-00-0000	Ongoing & Major Maint. Acct.	Maintenance Supplies	\$39.76
Total For Fund Number: 0100							\$39.76
Total Amount of Payment:							\$39.76
12714886	916	STRATFORD PUBLIC UTILITY	PO - 25181	0100-0000-0-1110-8200-550030-525-00-0000	Unrestricted Resources	Water/Sewer	\$1,119.71
			PO - 25181	0100-0000-0-1110-8200-550030-525-00-0000	Unrestricted Resources	Water/Sewer	\$1,277.02
			PO - 25181	0100-0000-0-1110-8200-550030-525-00-0000	Unrestricted Resources	Water/Sewer	\$1,775.61
Total For Fund Number: 0100							\$4,172.34
Total Amount of Payment:							\$4,172.34
12714887	926	SYSKO FOOD SERVICES OF M	PV - 26740	0100-1100-0-1110-1000-430000-222-00-0000	State Lottery	Materials and Supplies	\$34.22
			PV - 26743	0100-1100-0-1110-1000-430001-323-00-0000	State Lottery	Instructional Materials/Classroom	\$60.80
			PV - 26742	0100-4511-0-1110-1000-430001-323-00-0000	Johnson-O-Malley - Indian Education	Instructional Materials/Classroom	\$109.63
			PV - 26741	0100-7210-0-1110-1000-430001-323-00-0000	American Indian Education	Instructional Materials/Classroom	\$213.94
Total For Fund Number: 0100							\$418.59
12714887	926	SYSKO FOOD SERVICES OF M	PV - 26745	1300-5310-0-0000-3700-470004-000-00-0000	Child Nutrition - School Programs	A LA Carte	\$118.16
			PV - 26744	1300-5310-0-0000-3700-470004-000-00-0000	Child Nutrition - School Programs	A LA Carte	\$50.52
			PV - 26739	1300-5310-0-0000-3700-430000-000-00-0000	Child Nutrition - School Programs	Materials and Supplies	\$992.60
			PO - 25924	1300-5310-0-0000-3700-470000-000-00-0000	Child Nutrition - School Programs	Food	\$147.55
			PO - 25924	1300-5310-0-0000-3700-470010-000-00-0000	Child Nutrition - School Programs	Other Food Service Supplies	\$23.25
			CM - 25129	1300-5310-0-0000-3700-470000-000-00-0000	Child Nutrition - School Programs	Food	-\$30.92
			CM - 25128	1300-5310-0-0000-3700-470001-000-00-0000	Child Nutrition - School Programs	Food - Lunch Program	-\$68.67
			PO - 25924	1300-5310-0-0000-3700-470002-000-00-0000	Child Nutrition - School Programs	Food - Breakfast Program	\$1,200.17
			PO - 25924	1300-5310-0-0000-3700-470002-000-00-0000	Child Nutrition - School Programs	Food - Breakfast Program	\$403.27
			PO - 25924	1300-5310-0-0000-3700-470002-000-00-0000	Child Nutrition - School Programs	Food - Breakfast Program	\$922.86
			PO - 25924	1300-5310-0-0000-3700-470001-000-00-0000	Child Nutrition - School Programs	Food - Lunch Program	\$929.00
			PO - 25924	1300-5310-0-0000-3700-470001-000-00-0000	Child Nutrition - School Programs	Food - Lunch Program	\$1,083.52
			PO - 25924	1300-5310-0-0000-3700-470001-000-00-0000	Child Nutrition - School Programs	Food - Lunch Program	\$1,102.31
			PO - 25924	1300-5310-0-0000-3700-470001-000-00-0000	Child Nutrition - School Programs	Food - Lunch Program	\$770.29
			PO - 25924	1300-5310-0-0000-3700-470001-000-00-0000	Child Nutrition - School Programs	Food - Lunch Program	\$494.85
			PO - 25924	1300-5310-0-0000-3700-470000-000-00-0000	Child Nutrition - School Programs	Food	\$528.87
			PO - 25924	1300-5310-0-0000-3700-470000-000-00-0000	Child Nutrition - School Programs	Food	\$381.26

Commercial Payment Register For Payments Dated: 05/05/2023

Document No	Vendor No	Vendor Name	Reference No	FD - RE - PY- GO - FN - OB - SI - LI - L2	Resource	Object	Amount			
12714887	926	SYSCO FOOD SERVICES OF N	PO - 25924	1300-5310-0-0000-3700-470000-000-00-0000	Child Nutrition - School Programs	Food	\$170.95			
			PO - 25924	1300-5310-0-0000-3700-470000-000-00-0000	Child Nutrition - School Programs	Food	\$272.94			
			PO - 25924	1300-5310-0-0000-3700-470000-000-00-0000	Child Nutrition - School Programs	Food	\$216.15			
			PO - 25924	1300-5310-0-0000-3700-470000-000-00-0000	Child Nutrition - School Programs	Food	\$218.69			
			PO - 25924	1300-5310-0-0000-3700-470002-000-00-0000	Child Nutrition - School Programs	Food - Breakfast Program	\$1,701.57			
			PO - 25924	1300-5310-0-0000-3700-470002-000-00-0000	Child Nutrition - School Programs	Food - Breakfast Program	\$1,654.93			
			PO - 25924	1300-5310-0-0000-3700-470002-000-00-0000	Child Nutrition - School Programs	Food - Breakfast Program	\$1,675.89			
			PO - 25924	1300-5310-0-0000-3700-470001-000-00-0000	Child Nutrition - School Programs	Food - Lunch Program	\$1,680.67			
			PO - 25924	1300-5310-0-0000-3700-470002-000-00-0000	Child Nutrition - School Programs	Food - Breakfast Program	\$1,685.97			
			PO - 25924	1300-5310-0-0000-3700-470001-000-00-0000	Child Nutrition - School Programs	Food - Lunch Program	\$1,942.89			
			PO - 25924	1300-5310-0-0000-3700-470002-000-00-0000	Child Nutrition - School Programs	Food - Breakfast Program	\$1,985.99			
			PO - 25924	1300-5310-0-0000-3700-470001-000-00-0000	Child Nutrition - School Programs	Food - Lunch Program	\$2,049.56			
			PO - 25924	1300-5310-0-0000-3700-470002-000-00-0000	Child Nutrition - School Programs	Food - Breakfast Program	\$2,524.02			
			PO - 25924	1300-5310-0-0000-3700-470001-000-00-0000	Child Nutrition - School Programs	Food - Lunch Program	\$2,584.19			
			PV - 26738	1300-5310-0-0000-3700-430000-000-00-0000	Child Nutrition - School Programs	Materials and Supplies	\$24.04			
Total For Fund Number: 1300							\$29,437.34			
Total Amount of Payment:							\$29,855.93			
12714888	2588	TASHIMA, BRIAN	PV - 26718	0100-1100-0-1110-1000-430021-222-00-0000	State Lottery	Allowance	\$136.08			
			Total For Fund Number: 0100							\$136.08
			Total Amount of Payment:							\$136.08
12714889	2678	TAYLOR, RACHEL	PV - 26705	0100-1100-0-1110-1000-430000-424-00-0000	State Lottery	Materials and Supplies	\$65.04			
			PV - 26706	0100-1100-0-1110-1000-430000-424-00-0000	State Lottery	Materials and Supplies	\$168.49			
			Total For Fund Number: 0100							\$233.53
Total Amount of Payment:							\$233.53			
12714890	4760	TOSTE, DAVID	PV - 26730	0100-0050-0-0000-7700-520003-121-00-0000	Classroom Standards	Mileage-Other	\$232.53			
			Total For Fund Number: 0100							\$232.53
			Total Amount of Payment:							\$232.53
12714891	958	TULARE COUNTY OFFICE OF	PV - 26666	0100-0312-0-1110-1000-580000-180-00-0000	Tier III, PAR	Other Services and Operating Expenditures	\$1,500.00			
			Total For Fund Number: 0100							\$1,500.00
			Total Amount of Payment:							\$1,500.00
12714892	3773	VANGRONINGEN, ANNMARII	PV - 26707	0100-1100-0-1110-1000-430000-424-00-0000	State Lottery	Materials and Supplies	\$150.29			
			Total For Fund Number: 0100							\$150.29
			Total Amount of Payment:							\$150.29
12714893	4278	VARGAS, MARTHA A.	PV - 26679	0100-0000-0-1110-3110-430000-121-00-0000	Unrestricted Resources	Materials and Supplies	\$148.09			
			Total For Fund Number: 0100							\$148.09

Commercial Payment Register

For Payments Dated: 05/05/2023

Document No	Vendor No	Vendor Name	Reference No	FD - RE - PY- GO - FN - OB - SI - L1 - L2	Resource	Object	Amount
Total Amount of Payment:							\$148.09
12714894	1013	WEST VALLEY SUPPLY	PV - 26681	0100-8150-0-0000-8100-430014-525-00-0000	Ongoing & Major Maint. Acct.	Maintenance Supplies	\$2.27
			PV - 26680	0100-8150-0-0000-8100-430014-120-00-0000	Ongoing & Major Maint. Acct.	Maintenance Supplies	\$9.49
			PV - 26683	0100-8150-0-0000-8100-430014-525-00-0000	Ongoing & Major Maint. Acct.	Maintenance Supplies	\$268.54
			PV - 26682	0100-8150-0-0000-8100-430014-222-00-0000	Ongoing & Major Maint. Acct.	Maintenance Supplies	\$268.55
			PO - 25110	0100-8150-0-0000-8100-430014-323-00-0000	Ongoing & Major Maint. Acct.	Maintenance Supplies	\$53.80
Total For Fund Number: 0100							\$602.65
Total Amount of Payment:							\$602.65
12714895	1026	WILCOX, KRISTINA L.	PV - 26708	0100-1100-0-1110-1000-430000-424-00-0000	State Lottery	Materials and Supplies	\$165.89
Total For Fund Number: 0100							\$165.89
Total Amount of Payment:							\$165.89

SCHOOL DISTRICT Payment Order

District Name: **Central Union Elementary School District**

As per the Authorized Signature Permit, the following payments are authorized as listed on the payment register.

Warrants	66	\$157,888.76
Credit Card Payments	0	
Grand Total for Payments Dated:	05/05/2023	\$157,888.76

Authorized Officer/Employee

[Handwritten Signature]

Or

Board Members *

* If this option is chosen, must have a majority of board members authorization (EC 42632)

Date _____

KCOE Examination and Approval	
By _____	Date _____

This order must be returned to KCOE prior to distribution of payments.

**Warrant Register For Warrants
Dated 05/10/2023**

warrant Number	Vendor Number	Vendor Name	Amount
12715405	2525	GOLDEN EAGLE CHARTER INC.	\$3,550.10
12715406	542	KINGS CO OFFICE OF EDUCATION	\$51,250.00
12715407	879	SISC III	\$273,902.30
12715408	882	SMART & FINAL	\$205.89
12715409	766	STANDARD LIFE INSURANCE	\$1,575.77

Total Amount of All Warrants:

\$330,484.06



Commercial Payment Register

For Payments Dated: 05/10/2023

Document No	Vendor No	Vendor Name	Reference No	FD - RE - PY- GO - FN - OB - SI - L1 - L2	Resource	Object	Amount
12715405	2525	GOLDEN EAGLE CHARTER II	PV - 26747	0100-1100-0-1110-1000-580007-222-00-0000	State Lottery	Transportation/not School	\$2,570.10
			PV - 26746	0100-1100-0-1110-1000-580007-222-00-0000	State Lottery	Transportation/not School	\$980.00
Total For Fund Number: 0100							\$3,550.10
Total Amount of Payment:							\$3,550.10
12715406	542	KINGS CO OFFICE OF EDUCATION	PO - 25692	0100-2600-0-1110-1000-580004-323-38-0101	Expanded Learning Opportunities Program	Contract w/County Schools	\$18,750.00
			PO - 25692	0100-2600-0-1110-1000-580004-424-38-0101	Expanded Learning Opportunities Program	Contract w/County Schools	\$32,500.00
Total For Fund Number: 0100							\$51,250.00
Total Amount of Payment:							\$51,250.00
12715407	879	SISC III	PV - 26750	0100-0000-0-0000-7100-340100-121-00-0000	Unrestricted Resources	Health & Welfare Benefits, certificated	\$5,345.70
			PV - 26751	0100-0000-0-1110-1000-370100-122-00-0000	Unrestricted Resources	Retiree Benefits, certificated	\$35,252.60
			PV - 26749	0100-0000-0-0000-0000-951400-000-00-0000	Unrestricted Resources	Health and Welfare	\$221,882.80
			PV - 26752	0100-0000-0-0000-7490-370200-122-00-0000	Unrestricted Resources	Retiree Benefits, classified	\$4,551.70
Total For Fund Number: 0100							\$267,032.80
12715407	879	SISC III	PV - 26753	1300-0000-0-0000-0000-951400-000-00-0000	Unrestricted Resources	Health and Welfare	\$6,869.50
Total For Fund Number: 1300							\$6,869.50
Total Amount of Payment:							\$273,902.30
12715408	882	SMART & FINAL	PV - 26748	0100-0000-0-1110-2495-430000-222-31-0201	Unrestricted Resources	Materials and Supplies	\$205.89
Total For Fund Number: 0100							\$205.89
Total Amount of Payment:							\$205.89
12715409	766	STANDARD LIFE INSURANCE	PV - 26755	0100-0000-0-0000-0000-951400-000-00-0000	Unrestricted Resources	Health and Welfare	\$1,501.13
			PV - 26756	0100-0000-0-0000-7100-340100-121-00-0000	Unrestricted Resources	Health & Welfare Benefits, certificated	\$27.99
Total For Fund Number: 0100							\$1,529.12
12715409	766	STANDARD LIFE INSURANCE	PV - 26757	1300-0000-0-0000-0000-951400-000-00-0000	Unrestricted Resources	Health and Welfare	\$46.65
Total For Fund Number: 1300							\$46.65
Total Amount of Payment:							\$1,575.77


SCHOOL DISTRICT Payment Order

District Name: **Central Union Elementary School District**

As per the Authorized Signature Permit, the following payments are authorized as listed on the payment register.

Warrants	5	\$330,484.06
Credit Card Payments	0	
Grand Total for Payments Dated:	05/10/2023	\$330,484.06

Authorized Officer/Employee



Or

Board Members *

* If this option is chosen, must have a majority of board members authorization (EC 42632)

Date _____

KCOE Examination and Approval

By _____

Date _____

This order must be returned to KCOE prior to distribution of payments.

Warrant Register For Warrants Dated 05/12/2023

Warrant Number	Vendor Number	Vendor Name	Amount
12715488	4092	AMERICAN BUSINESS MACHINES	\$590.81
12715489	2395	AMERICAN MUSIC COMPANY	\$3,064.40
12715490	4568	ARAMARK UNIFORM & CAREER APPAREL GR	\$2,389.70
12715491	63	AT&T	\$44.79
12715492	1880	BRADY INDUSTRIES	\$1,334.54
12715493	1751	CDW-G	\$108.53
12715494	4808	COAST TROPICAL	\$6,375.15
12715495	2661	DASSEL'S PETROLEUM	\$1,477.61
12715496	4595	EMS LINQ INC.	\$202.80
12715497	3342	ENFINITY	\$29,015.28
12715498	3244	FASTENAL COMPANY	\$4.57
12715499	4753	MEGAN FEENSTRA	\$14.00
12715500	1670	FIRST CLASS PEST CONTROL	\$1,916.00
12715501	4904	FRESNO FUN JUMP	\$1,475.00
12715502	104	TRACI FULLERTON	\$91.55
12715503	401	GOLD STAR FOODS INC.	\$753.52
12715504	4085	RICARDO GONZALEZ	\$1,975.00
12715505	4330	HAND2MIND INC.	\$1,393.78
12715506	4358	HOME DEPOT PRO	\$655.61
12715507	4718	MICHELLE KING	\$164.00
12715508	3561	KINGS CO MOBILE LOCKSMITH SERV	\$151.44
12715509	4367	KONA ICE OF KINGS COUNTY	\$750.00
12715510	2886	LOWE'S	\$335.83
12715511	3117	P & R PAPER SUPPLY COMPANY INC.	\$2,338.15
12715512	4236	PERFORMANCE AIR	\$1,750.00
12715513	761	PRODUCERS DAIRY	\$7,193.85
12715514	4865	JAVIER SANCHEZ	\$31.44
12715515	4341	STACI STANLEY	\$298.84
12715516	4469	NICKOLAS STARNE	\$42.05
12715517	1126	HEIKO SWEENEY	\$55.16
12715518	926	SYSCO FOOD SERVICES OF MODESTO	\$3,917.28
12715519	949	MARK TOMPKINS	\$137.71
12715520	958	TULARE COUNTY OFFICE OF ED	\$400.00
12715521	4169	US SOAP WEST LLC	\$168.17
12715522	4725	SILVIA VILLEGAS-CADENA	\$3,610.00

Total Amount of All Warrants:

\$74,226.56



Commercial Payment Register For Payments Dated: 05/12/2023

Document No	Vendor No	Vendor Name	Reference No	FD - RE - PY- GO - FN - OB - SI - L1 - L2	Resource	Object	Amount
12715488	4092	AMERICAN BUSINESS MACH	PV - 26794	0100-0000-0-0000-7200-430000-121-00-0000	Unrestricted Resources	Materials and Supplies	\$15.00
			PO - 25984	0100-0000-0-0000-7200-430000-121-00-0000	Unrestricted Resources	Materials and Supplies	\$575.81
						Total For Fund Number: 0100	\$590.81
						Total Amount of Payment:	\$590.81
12715489	2395	AMERICAN MUSIC COMPAN'	PO - 25687	0100-0038-0-1110-1000-580000-424-00-0000	Donations	Other Services and Operating Expenditures	\$3,064.40
						Total For Fund Number: 0100	\$3,064.40
						Total Amount of Payment:	\$3,064.40
12715490	4568	ARAMARK UNIFORM & CAR'	PO - 25124	0100-0000-0-1110-8200-560000-323-00-0000	Unrestricted Resources	Rentals, Leases, Repairs and Noncapitalized Improvements	\$11.59
			PO - 25124	0100-0000-0-1110-8200-560000-323-00-0000	Unrestricted Resources	Rentals, Leases, Repairs and Noncapitalized Improvements	\$11.59
			PO - 25124	0100-0000-0-1110-8200-560000-323-00-0000	Unrestricted Resources	Rentals, Leases, Repairs and Noncapitalized Improvements	\$13.57
			PO - 25124	0100-0000-0-1110-8200-560000-120-00-0000	Unrestricted Resources	Rentals, Leases, Repairs and Noncapitalized Improvements	\$30.02
			PO - 25124	0100-0000-0-1110-8200-560000-120-00-0000	Unrestricted Resources	Rentals, Leases, Repairs and Noncapitalized Improvements	\$30.02
			PO - 25124	0100-0000-0-1110-8200-560000-120-00-0000	Unrestricted Resources	Rentals, Leases, Repairs and Noncapitalized Improvements	\$30.02
			PO - 25124	0100-0000-0-1110-8200-560000-222-00-0000	Unrestricted Resources	Rentals, Leases, Repairs and Noncapitalized Improvements	\$32.01
			PO - 25124	0100-0000-0-1110-8200-560000-222-00-0000	Unrestricted Resources	Rentals, Leases, Repairs and Noncapitalized Improvements	\$32.01
			PO - 25124	0100-0000-0-1110-8200-560000-323-00-0000	Unrestricted Resources	Rentals, Leases, Repairs and Noncapitalized Improvements	\$13.57
			PO - 25124	0100-0000-0-1110-8200-560000-222-00-0000	Unrestricted Resources	Rentals, Leases, Repairs and Noncapitalized Improvements	\$54.59
			PO - 25124	0100-0000-0-1110-8200-560000-323-00-0000	Unrestricted Resources	Rentals, Leases, Repairs and Noncapitalized Improvements	\$62.62
			PO - 25124	0100-0000-0-1110-8200-560000-222-00-0000	Unrestricted Resources	Rentals, Leases, Repairs and Noncapitalized Improvements	\$63.66
			PO - 25124	0100-0000-0-1110-8200-560000-222-00-0000	Unrestricted Resources	Rentals, Leases, Repairs and Noncapitalized Improvements	\$68.98
			PO - 25124	0100-0000-0-1110-8200-560000-222-00-0000	Unrestricted Resources	Rentals, Leases, Repairs and Noncapitalized Improvements	\$49.27
			PO - 25124	0100-0000-0-1110-8200-560000-222-00-0000	Unrestricted Resources	Rentals, Leases, Repairs and Noncapitalized Improvements	\$35.61
			PO - 25124	0100-0000-0-1110-8200-560000-222-00-0000	Unrestricted Resources	Rentals, Leases, Repairs and Noncapitalized Improvements	\$35.61
			PO - 25124	0100-0000-0-1110-8200-560000-323-00-0000	Unrestricted Resources	Rentals, Leases, Repairs and Noncapitalized Improvements	\$52.12

Commercial Payment Register
For Payments Dated: 05/12/2023

Document No	Vendor No	Vendor Name	Reference No	FD - RE - PY - GO - FN - OB - SI - L1 - L2	Resource	Object	Amount
12715490	4568	ARAMARK UNIFORM & CAR	PO - 25124	0100-0000-0-1110-8200-560000-323-00-0000	Unrestricted Resources	Rentals, Leases, Repairs and Noncapitalized Improvements	\$52.12
			PO - 25124	0100-0000-0-1110-8200-560000-323-00-0000	Unrestricted Resources	Rentals, Leases, Repairs and Noncapitalized Improvements	\$62.62
			PV - 26764	0100-0000-0-1110-8200-560000-424-00-0000	Unrestricted Resources	Rentals, Leases, Repairs and Noncapitalized Improvements	\$52.51
			PV - 26760	0100-0000-0-1110-8200-560000-424-00-0000	Unrestricted Resources	Rentals, Leases, Repairs and Noncapitalized Improvements	\$60.49
			PV - 26762	0100-0000-0-1110-8200-560000-424-00-0000	Unrestricted Resources	Rentals, Leases, Repairs and Noncapitalized Improvements	\$62.87
			PV - 26759	0100-0000-0-1110-8200-560000-424-00-0000	Unrestricted Resources	Rentals, Leases, Repairs and Noncapitalized Improvements	\$70.85
			PV - 26766	0100-0000-0-1110-8200-560000-525-00-0000	Unrestricted Resources	Rentals, Leases, Repairs and Noncapitalized Improvements	\$19.16
			PV - 26770	0100-0000-0-1110-8200-560000-525-00-0000	Unrestricted Resources	Rentals, Leases, Repairs and Noncapitalized Improvements	\$19.16
			PV - 26771	0100-0000-0-1110-8200-560000-525-00-0000	Unrestricted Resources	Rentals, Leases, Repairs and Noncapitalized Improvements	\$19.16
			PV - 26773	0100-0000-0-1110-8200-560000-525-00-0000	Unrestricted Resources	Rentals, Leases, Repairs and Noncapitalized Improvements	\$19.16
			PV - 26769	0100-0000-0-1110-8200-560000-525-00-0000	Unrestricted Resources	Rentals, Leases, Repairs and Noncapitalized Improvements	\$57.15
			PV - 26768	0100-0000-0-1110-8200-560000-525-00-0000	Unrestricted Resources	Rentals, Leases, Repairs and Noncapitalized Improvements	\$46.19
			PV - 26767	0100-0000-0-1110-8200-560000-525-00-0000	Unrestricted Resources	Rentals, Leases, Repairs and Noncapitalized Improvements	\$61.98
			PV - 26758	0100-0000-0-1110-8200-560000-424-00-0000	Unrestricted Resources	Rentals, Leases, Repairs and Noncapitalized Improvements	\$97.28
			PV - 26761	0100-0000-0-1110-8200-560000-424-00-0000	Unrestricted Resources	Rentals, Leases, Repairs and Noncapitalized Improvements	\$97.28
			PV - 26763	0100-0000-0-1110-8200-560000-424-00-0000	Unrestricted Resources	Rentals, Leases, Repairs and Noncapitalized Improvements	\$95.06
			PV - 26765	0100-0000-0-1110-8200-560000-424-00-0000	Unrestricted Resources	Rentals, Leases, Repairs and Noncapitalized Improvements	\$95.06
			PV - 26772	0100-0000-0-1110-8200-560000-525-00-0000	Unrestricted Resources	Rentals, Leases, Repairs and Noncapitalized Improvements	\$143.92
					Total For Fund Number: 0100		\$1,788.90
12715490	4568	ARAMARK UNIFORM & CAR	PV - 26774	1300-5310-0-0000-3700-560000-000-00-0000	Child Nutrition - School Programs	Rentals, Leases, Repairs and Noncapitalized Improvements	\$78.71
			PV - 26777	1300-5310-0-0000-3700-560000-000-00-0000	Child Nutrition - School Programs	Rentals, Leases, Repairs and Noncapitalized Improvements	\$78.71
			PV - 26778	1300-5310-0-0000-3700-560000-000-00-0000	Child Nutrition - School Programs	Rentals, Leases, Repairs and Noncapitalized Improvements	\$78.71
			PV - 26780	1300-5310-0-0000-3700-560000-000-00-0000	Child Nutrition - School Programs	Rentals, Leases, Repairs and Noncapitalized Improvements	\$78.71

Commercial Payment Register

For Payments Dated: 05/12/2023

Document No	Vendor No	Vendor Name	Reference No	FD - RE - PY- GO - FN - OB - SI - L1 - L2	Resource	Object	Amount
12715490	4568	ARAMARK UNIFORM & CAR	PV - 26781	1300-5310-0-0000-3700-560000-000-00-0000	Child Nutrition - School Programs	Rentals, Leases, Repairs and Noncapitalized Improvements	\$71.49
			PV - 26775	1300-5310-0-0000-3700-560000-000-00-0000	Child Nutrition - School Programs	Rentals, Leases, Repairs and Noncapitalized Improvements	\$71.49
			PV - 26776	1300-5310-0-0000-3700-560000-000-00-0000	Child Nutrition - School Programs	Rentals, Leases, Repairs and Noncapitalized Improvements	\$71.49
			PV - 26779	1300-5310-0-0000-3700-560000-000-00-0000	Child Nutrition - School Programs	Rentals, Leases, Repairs and Noncapitalized Improvements	\$71.49
Total For Fund Number: 1300							\$600.80
Total Amount of Payment:							\$2,389.70
12715491	63	AT&T	PO - 25170	0100-0000-0-1110-8200-590010-424-00-0000	Unrestricted Resources	Communications - Telephone	\$44.79
Total For Fund Number: 0100							\$44.79
Total Amount of Payment:							\$44.79
12715492	1880	BRADY INDUSTRIES	PO - 25936	0100-0000-0-1110-8200-430012-424-00-0000	Unrestricted Resources	Custodian Supplies	\$53.80
			PO - 25936	0100-0000-0-1110-8200-430012-323-00-0000	Unrestricted Resources	Custodian Supplies	\$301.23
			PO - 25936	0100-0000-0-1110-8200-430012-222-00-0000	Unrestricted Resources	Custodian Supplies	\$370.81
			PO - 25936	0100-0000-0-1110-8200-430012-424-00-0000	Unrestricted Resources	Custodian Supplies	\$608.70
Total For Fund Number: 0100							\$1,334.54
Total Amount of Payment:							\$1,334.54
12715493	1751	CDW-G	PO - 25743	0100-0000-0-0000-2110-430000-121-00-0000	Unrestricted Resources	Materials and Supplies	\$108.53
Total For Fund Number: 0100							\$108.53
Total Amount of Payment:							\$108.53
12715494	4808	COAST TROPICAL	PO - 25985	1300-5310-0-0000-3700-470000-000-00-0000	Child Nutrition - School Programs	Food	\$422.65
			PO - 25985	1300-5310-0-0000-3700-470000-000-00-0000	Child Nutrition - School Programs	Food	\$533.15
			PO - 25985	1300-5310-0-0000-3700-470000-000-00-0000	Child Nutrition - School Programs	Food	\$636.15
			PO - 25985	1300-5310-0-0000-3700-470000-000-00-0000	Child Nutrition - School Programs	Food	\$283.60
			CM - 25130	1300-5310-0-0000-3700-470000-000-00-0000	Child Nutrition - School Programs	Food	-\$34.00
			PO - 25985	1300-5310-0-0000-3700-470000-000-00-0000	Child Nutrition - School Programs	Food	\$538.85
			PO - 25985	1300-5310-0-0000-3700-470000-000-00-0000	Child Nutrition - School Programs	Food	\$581.90
			PO - 25985	1300-5310-0-0000-3700-470000-000-00-0000	Child Nutrition - School Programs	Food	\$424.90
			PO - 25985	1300-5310-0-0000-3700-470000-000-00-0000	Child Nutrition - School Programs	Food	\$730.80
			PO - 25985	1300-5310-0-0000-3700-470000-000-00-0000	Child Nutrition - School Programs	Food	\$774.40
			PO - 25985	1300-5310-0-0000-3700-470000-000-00-0000	Child Nutrition - School Programs	Food	\$799.75
			PO - 25985	1300-5310-0-0000-3700-470000-000-00-0000	Child Nutrition - School Programs	Food	\$683.00
Total For Fund Number: 1300							\$6,375.15
Total Amount of Payment:							\$6,375.15
12715495	2661	DASSEL'S PETROLEUM	PO - 25545	0100-0000-0-1110-8200-430010-424-00-0000	Unrestricted Resources	Matl & Suppl. -Gasoline/Diesel Fuel	\$90.43

Commercial Payment Register

For Payments Dated: 05/12/2023

Document No	Vendor No	Vendor Name	Reference No	FD - RE - PY - GO - FN - OB - SI - L1 - L2	Resource	Object	Amount
12715495	2661	DASSEL'S PETROLEUM	PO - 25545	0100-8150-0-0000-8100-430010-120-00-0000	Ongoing & Major Maint. Acct.	Matl & Suppl. -Gasoline/Diesel Fuel	\$1,387.18
Total For Fund Number: 0100							\$1,477.61
Total Amount of Payment:							\$1,477.61
12715496	4595	EMS LINQ INC.	PO - 25983	1300-5310-0-0000-3700-580011-000-00-0000	Child Nutrition - School Programs	Software License Renewals	\$88.40
			PO - 25986	1300-5310-0-0000-3700-580011-000-00-0000	Child Nutrition - School Programs	Software License Renewals	\$114.40
Total For Fund Number: 1300							\$202.80
Total Amount of Payment:							\$202.80
12715497	3342	ENFINITY	PO - 25184	0100-0000-0-1110-8200-550020-525-00-0000	Unrestricted Resources	Electricity	\$7,739.10
			PO - 25184	0100-0000-0-1110-8200-550020-323-00-0000	Unrestricted Resources	Electricity	\$9,889.49
			PO - 25184	0100-0000-0-1110-8200-550020-222-00-0000	Unrestricted Resources	Electricity	\$11,386.69
Total For Fund Number: 0100							\$29,015.28
Total Amount of Payment:							\$29,015.28
12715498	3244	FASTENAL COMPANY	PO - 25091	0100-8150-0-0000-8100-430014-120-00-0000	Ongoing & Major Maint. Acct.	Maintenance Supplies	\$4.57
Total For Fund Number: 0100							\$4.57
Total Amount of Payment:							\$4.57
12715499	4753	FEENSTRA, MEGAN	PV - 26782	0100-0199-0-0000-0000-869900-000-00-0000	Outlawed Warrants	All Other Local Revenues	\$14.00
Total For Fund Number: 0100							\$14.00
Total Amount of Payment:							\$14.00
12715500	1670	FIRST CLASS PEST CONTROL	PO - 25185	0100-0000-0-1110-8200-550070-424-00-0000	Unrestricted Resources	Pest Control	\$50.00
			PO - 25185	0100-0000-0-1110-8200-550070-323-00-0000	Unrestricted Resources	Pest Control	\$52.00
			PV - 26809	0100-0000-0-0000-8200-550070-121-00-0000	Unrestricted Resources	Pest Control	\$60.00
			PV - 26810	0100-0000-0-1110-8200-550070-222-00-0000	Unrestricted Resources	Pest Control	\$52.00
			PV - 26811	0100-0000-0-1110-8200-550070-525-00-0000	Unrestricted Resources	Pest Control	\$52.00
			PO - 25185	0100-0000-0-1110-8200-550070-323-00-0000	Unrestricted Resources	Pest Control	\$400.00
			PV - 26812	0100-0000-0-1110-8200-550070-222-00-0000	Unrestricted Resources	Pest Control	\$400.00
			PV - 26813	0100-0000-0-1110-8200-550070-424-00-0000	Unrestricted Resources	Pest Control	\$400.00
			PV - 26814	0100-0000-0-1110-8200-550070-525-00-0000	Unrestricted Resources	Pest Control	\$400.00
			PO - 25185	0100-0026-0-8100-5900-580000-520-00-0000	Local Project	Other Services and Operating Expenditures	\$50.00
Total For Fund Number: 0100							\$1,916.00
Total Amount of Payment:							\$1,916.00
12715501	4904	FRESNO FUN JUMP	PO - 25976	0100-0038-0-1110-1000-580000-424-00-0000	Donations	Other Services and Operating Expenditures	\$1,475.00
Total For Fund Number: 0100							\$1,475.00
Total Amount of Payment:							\$1,475.00
12715502	104	FULLERTON, TRACI	PV - 26795	0100-0000-0-0000-7490-430000-121-00-0000	Unrestricted Resources	Materials and Supplies	\$14.38

Commercial Payment Register

For Payments Dated: 05/12/2023

Document No	Vendor No	Vendor Name	Reference No	FD - RE - PY- GO - FN - OB - SI - L1 - L2	Resource	Object	Amount
12715502	104	FULLERTON, TRACI	PV - 26796	0100-0000-0-0000-7100-430000-121-00-0000	Unrestricted Resources	Materials and Supplies	\$77.17
Total For Fund Number: 0100							\$91.55
Total Amount of Payment:							\$91.55
12715503	401	GOLD STAR FOODS INC.	PO - 25230	1300-5310-0-0000-3700-470002-000-00-0000	Child Nutrition - School Programs	Food - Breakfast Program	\$486.60
			PO - 25230	1300-5310-0-0000-3700-470001-000-00-0000	Child Nutrition - School Programs	Food - Lunch Program	\$228.92
			PO - 25230	1300-5310-0-0000-3700-470001-000-00-0000	Child Nutrition - School Programs	Food - Lunch Program	\$38.00
Total For Fund Number: 1300							\$753.52
Total Amount of Payment:							\$753.52
12715504	4085	GONZALEZ, RICARDO	PO - 25974	0100-0038-0-1110-1000-430000-424-00-0000	Donations	Materials and Supplies	\$175.00
			PV - 26797	0100-1100-0-1110-1000-430000-222-00-0000	State Lottery	Materials and Supplies	\$900.00
			PV - 26798	0100-1100-0-1110-1000-430000-222-00-0000	State Lottery	Materials and Supplies	\$900.00
Total For Fund Number: 0100							\$1,975.00
Total Amount of Payment:							\$1,975.00
12715505	4330	HAND2MIND INC.	PO - 25906	0100-7210-0-1110-1000-430001-323-00-0000	American Indian Education	Instructional Materials/Classroom	\$1,393.78
Total For Fund Number: 0100							\$1,393.78
Total Amount of Payment:							\$1,393.78
12715506	4358	HOME DEPOT PRO	PO - 25095	0100-8150-0-0000-8100-430014-424-00-0000	Ongoing & Major Maint. Acct.	Maintenance Supplies	\$748.61
			PV - 26808	0100-8150-0-0000-8100-430014-120-00-0000	Ongoing & Major Maint. Acct.	Maintenance Supplies	\$9.28
			CM - 25131	0100-8150-0-0000-8100-430014-222-00-0000	Ongoing & Major Maint. Acct.	Maintenance Supplies	-\$378.59
			PO - 25095	0100-8150-0-0000-8100-430014-222-00-0000	Ongoing & Major Maint. Acct.	Maintenance Supplies	\$276.31
Total For Fund Number: 0100							\$655.61
Total Amount of Payment:							\$655.61
12715507	4718	KING, MICHELLE	PV - 26783	0100-1100-0-1110-2700-430000-424-00-0000	State Lottery	Materials and Supplies	\$164.00
Total For Fund Number: 0100							\$164.00
Total Amount of Payment:							\$164.00
12715508	3561	KINGS CO MOBILE LOCKSMI	PO - 25989	0100-8150-0-0000-8100-430014-525-00-0000	Ongoing & Major Maint. Acct.	Maintenance Supplies	\$151.44
Total For Fund Number: 0100							\$151.44
Total Amount of Payment:							\$151.44
12715509	4367	KONA ICE OF KINGS COUNT	PO - 25959	0100-0000-0-1110-1000-430000-431-00-0000	Unrestricted Resources	Materials and Supplies	\$750.00
Total For Fund Number: 0100							\$750.00
Total Amount of Payment:							\$750.00
12715510	2886	LOWE'S	PV - 26816	0100-8150-0-0000-8100-430014-222-00-0000	Ongoing & Major Maint. Acct.	Maintenance Supplies	\$12.21
			PV - 26815	0100-8150-0-0000-8100-430014-222-00-0000	Ongoing & Major Maint. Acct.	Maintenance Supplies	\$16.26
			PO - 25105	0100-8150-0-0000-8100-430014-120-00-0000	Ongoing & Major Maint. Acct.	Maintenance Supplies	\$17.61
			PO - 25105	0100-8150-0-0000-8100-430014-120-00-0000	Ongoing & Major Maint. Acct.	Maintenance Supplies	\$116.07
			PO - 25105	0100-8150-0-0000-8100-430014-120-00-0000	Ongoing & Major Maint. Acct.	Maintenance Supplies	\$173.68

Commercial Payment Register

For Payments Dated: 05/12/2023

Document No	Vendor No	Vendor Name	Reference No	FD - RE - PY- GO - FN - OB - SI - LI - L2	Resource	Object	Amount
Total For Fund Number: 0100							\$335.83
Total Amount of Payment:							\$335.83
12715511	3117	P & R PAPER SUPPLY COMPA	PO - 25928	1300-5310-0-0000-3700-430000-000-00-0000	Child Nutrition - School Programs	Materials and Supplies	\$2,338.15
Total For Fund Number: 1300							\$2,338.15
Total Amount of Payment:							\$2,338.15
12715512	4236	PERFORMANCE AIR	PO - 25990	0100-8150-0-0000-8100-560009-222-00-0000	Ongoing & Major Maint. Acct.	Outsider Services	\$1,750.00
Total For Fund Number: 0100							\$1,750.00
Total Amount of Payment:							\$1,750.00
12715513	761	PRODUCERS DAIRY	PO - 25925	1300-5310-0-0000-3700-470000-000-00-0000	Child Nutrition - School Programs	Food	\$525.50
			PO - 25925	1300-5310-0-0000-3700-470000-000-00-0000	Child Nutrition - School Programs	Food	\$368.29
			PO - 25925	1300-5310-0-0000-3700-470000-000-00-0000	Child Nutrition - School Programs	Food	\$385.41
			PO - 25925	1300-5310-0-0000-3700-470000-000-00-0000	Child Nutrition - School Programs	Food	\$647.88
			PO - 25925	1300-5310-0-0000-3700-470000-000-00-0000	Child Nutrition - School Programs	Food	\$385.41
			PO - 25925	1300-5310-0-0000-3700-470000-000-00-0000	Child Nutrition - School Programs	Food	\$630.20
			PO - 25925	1300-5310-0-0000-3700-470000-000-00-0000	Child Nutrition - School Programs	Food	\$209.70
			PO - 25925	1300-5310-0-0000-3700-470000-000-00-0000	Child Nutrition - School Programs	Food	\$349.78
			PO - 25925	1300-5310-0-0000-3700-470000-000-00-0000	Child Nutrition - School Programs	Food	\$209.97
			PO - 25925	1300-5310-0-0000-3700-470000-000-00-0000	Child Nutrition - School Programs	Food	\$209.97
			PO - 25925	1300-5310-0-0000-3700-470000-000-00-0000	Child Nutrition - School Programs	Food	\$280.01
			PO - 25925	1300-5310-0-0000-3700-470000-000-00-0000	Child Nutrition - School Programs	Food	\$349.78
			PO - 25925	1300-5310-0-0000-3700-470000-000-00-0000	Child Nutrition - School Programs	Food	\$332.37
			PO - 25925	1300-5310-0-0000-3700-470000-000-00-0000	Child Nutrition - School Programs	Food	\$175.03
			PO - 25925	1300-5310-0-0000-3700-470000-000-00-0000	Child Nutrition - School Programs	Food	\$192.98
			PO - 25925	1300-5310-0-0000-3700-470000-000-00-0000	Child Nutrition - School Programs	Food	\$87.03
			PO - 25925	1300-5310-0-0000-3700-470000-000-00-0000	Child Nutrition - School Programs	Food	\$140.07
			PO - 25925	1300-5310-0-0000-3700-470000-000-00-0000	Child Nutrition - School Programs	Food	\$104.85
			PO - 25925	1300-5310-0-0000-3700-470000-000-00-0000	Child Nutrition - School Programs	Food	\$104.99
			PO - 25925	1300-5310-0-0000-3700-470000-000-00-0000	Child Nutrition - School Programs	Food	\$174.88
			PO - 25925	1300-5310-0-0000-3700-470000-000-00-0000	Child Nutrition - School Programs	Food	\$209.70
			PO - 25925	1300-5310-0-0000-3700-470000-000-00-0000	Child Nutrition - School Programs	Food	\$209.70
			PO - 25925	1300-5310-0-0000-3700-470000-000-00-0000	Child Nutrition - School Programs	Food	\$350.32
			PO - 25925	1300-5310-0-0000-3700-470000-000-00-0000	Child Nutrition - School Programs	Food	\$314.97
			PO - 25925	1300-5310-0-0000-3700-470000-000-00-0000	Child Nutrition - School Programs	Food	\$245.06
Total For Fund Number: 1300							\$7,193.85
Total Amount of Payment:							\$7,193.85

Commercial Payment Register For Payments Dated: 05/12/2023

Document No	Vendor No	Vendor Name	Reference No	FD - RE - PY - GO - FN - OB - SI - L1 - L2	Resource	Object	Amount	
12715514	4865	SANCHEZ, JAVIER	PV - 26784	0100-0050-0-0000-7700-520003-121-00-0000	Classroom Standards	Mileage-Other	\$31.44	
							Total For Fund Number: 0100	\$31.44
							Total Amount of Payment:	\$31.44
12715515	4341	STANLEY, STACI	PV - 26799	0100-1100-0-1110-1000-430021-222-00-0000	State Lottery	Allowance	\$298.84	
							Total For Fund Number: 0100	\$298.84
							Total Amount of Payment:	\$298.84
12715516	4469	STARNE, NICKOLAS	PV - 26785	0100-0050-0-0000-7700-520003-121-00-0000	Classroom Standards	Mileage-Other	\$42.05	
							Total For Fund Number: 0100	\$42.05
							Total Amount of Payment:	\$42.05
12715517	1126	SWEENEY, HEIKO	PV - 26786	0100-0000-0-1110-2700-520003-222-00-0000	Unrestricted Resources	Mileage-Other	\$29.48	
			PV - 26787	0100-1100-0-1110-2700-430000-222-00-0000	State Lottery	Materials and Supplies	\$25.68	
							Total For Fund Number: 0100	\$55.16
							Total Amount of Payment:	\$55.16
12715518	926	SYSKO FOOD SERVICES OF N	PV - 26789	0100-0000-0-1110-2495-430000-222-31-0201	Unrestricted Resources	Materials and Supplies	\$1,089.33	
			PV - 26788	0100-0038-0-1110-1000-580000-424-00-0000	Donations	Other Services and Operating Expenditures	\$2,827.95	
							Total For Fund Number: 0100	\$3,917.28
							Total Amount of Payment:	\$3,917.28
12715519	949	TOMPKINS, MARK	PV - 26791	0100-0000-0-0000-2110-520000-121-00-0000	Unrestricted Resources	Travel and Conferences	\$57.64	
			PV - 26792	0100-0000-0-0000-2110-520000-121-00-0000	Unrestricted Resources	Travel and Conferences	\$26.29	
			PV - 26790	0100-0050-0-0000-7700-520003-121-00-0000	Classroom Standards	Mileage-Other	\$53.78	
							Total For Fund Number: 0100	\$137.71
							Total Amount of Payment:	\$137.71
12715520	958	TULARE COUNTY OFFICE OF	PV - 26793	0100-0000-0-0000-7490-520000-121-00-0000	Unrestricted Resources	Travel and Conferences	\$400.00	
							Total For Fund Number: 0100	\$400.00
							Total Amount of Payment:	\$400.00
12715521	4169	US SOAP WEST LLC	PO - 25926	1300-5310-0-0000-3700-430000-000-00-0000	Child Nutrition - School Programs	Materials and Supplies	\$168.17	
							Total For Fund Number: 1300	\$168.17
							Total Amount of Payment:	\$168.17
12715522	4725	VILLEGAS-CADENA, SILVIA	PV - 26803	0100-3213-0-1191-3110-580000-000-00-0000	Elementary & Secondary School Emergency Relief III (ESSER III) Fund	Other Services and Operating Expenditures	\$310.00	
			PV - 26800	0100-3213-0-1191-3110-580000-000-00-0000	Elementary & Secondary School Emergency Relief III (ESSER III) Fund	Other Services and Operating Expenditures	\$340.00	
			PV - 26805	0100-3213-0-1191-3110-580000-000-00-0000	Elementary & Secondary School Emergency Relief III (ESSER III) Fund	Other Services and Operating Expenditures	\$370.00	

Commercial Payment Register

For Payments Dated: 05/12/2023

Document No	Vendor No	Vendor Name	Reference No	FD - RE - PY- GO - FN - OB - SI - L1 - L2	Resource	Object	Amount
12715522	4725	VILLEGAS-CADENA, SILVIA	PV - 26802	0100-3213-0-1191-3110-580000-000-00-0000	Elementary & Secondary School Emergency Relief III (ESSER III) Fund	Other Services and Operating Expenditures	\$400.00
			PV - 26804	0100-3213-0-1191-3110-580000-000-00-0000	Elementary & Secondary School Emergency Relief III (ESSER III) Fund	Other Services and Operating Expenditures	\$400.00
			PV - 26801	0100-3213-0-1191-3110-580000-000-00-0000	Elementary & Secondary School Emergency Relief III (ESSER III) Fund	Other Services and Operating Expenditures	\$630.00
			PV - 26807	0100-3213-0-1191-3110-580000-000-00-0000	Elementary & Secondary School Emergency Relief III (ESSER III) Fund	Other Services and Operating Expenditures	\$900.00
			PV - 26806	0100-3213-0-1191-3110-580000-000-00-0000	Elementary & Secondary School Emergency Relief III (ESSER III) Fund	Other Services and Operating Expenditures	\$260.00
						Total For Fund Number: 0100	\$3,610.00
						Total Amount of Payment:	\$3,610.00


SCHOOL DISTRICT Payment Order

District Name: **Central Union Elementary School District**

As per the Authorized Signature Permit, the following payments are authorized as listed on the payment register.

Warrants	35	\$74,226.56
Credit Card Payments	0	
Grand Total for Payments Dated:	05/12/2023	\$74,226.56

Authorized Officer/Employee



Or

Board Members *

* If this option is chosen, must have a majority of board members authorization (EC 42632)

Date _____

KCOE Examination and Approval	
By _____	Date _____

This order must be returned to KCOE prior to distribution of payments.

Warrant Register For Warrants Dated 05/19/2023

Warrant Number	Vendor Number	Vendor Name	Amount
12716040	4092	AMERICAN BUSINESS MACHINES	\$15.00
12716041	4836	JAMIE AUGUSTO	\$497.46
12716042	4696	BUDDY'S TROPHIES	\$1,842.02
12716043	4837	ALYSSA CAMARA	\$732.88
12716044	4895	EDWARD CAMPOS JR.	\$54.93
12716045	4907	DEPARTMENT OF INDUSTRIAL RELATIONS	\$125.00
12716046	3586	CATALINA ESCOBEDO	\$890.32
12716047	2241	ANNE GONZALES	\$1,324.71
12716048	4475	GSP STUDIO INC	\$7,507.50
12716049	4358	HOME DEPOT PRO	\$414.65
12716050	4718	MICHELLE KING	\$118.15
12716051	542	KINGS CO OFFICE OF EDUCATION	\$7,014.42
12716052	552	KINGS WASTE & RECYCLING AUTHRTY	\$185.40
12716053	4842	MIRELLA LOPEZ	\$498.63
12716054	598	LOZANO SMITH	\$31,617.65
12716055	616	ALICIA MARTELLA	\$75.06
12716056	712	OFFICE DEPOT INC	\$8,101.36
12716057	1550	KARLA OROSCO	\$113.55
12716058	4906	OWEN REFRIGERATION & AIR	\$1,289.84
12716059	4908	GENEVIEVE PAGUIRIGAN	\$65.25
12716060	2921	PEARSON	\$60.00
12716061	4236	PERFORMANCE AIR	\$425.00
12716062	4208	DAVID PILCHER	\$845.02
12716063	752	POSITIVE PROMOTIONS	\$2,359.02
12716064	4723	JORDAN RAEI	\$23.98
12716065	4395	RAPTOR TECHNOLOGIES	\$3,625.00
12716066	4903	RELIABLE FIRE & SECURITY SOLUTIONS	\$685.00
12716067	4108	JIM RICKARD	\$29.22
12716068	4821	NICOLE ROCHA	\$471.13
12716069	4471	KARLA RODRIQUEZ	\$159.24
12716070	2038	CHRISTINE SANTOS	\$172.33
12716071	4697	DAVINDER SIDHU	\$49.94
12716072	886	SO. CALIF.GAS CO	\$2,439.83
12716073	4204	VANIR CONSTRUCTION MANAGEMENT INC.	\$38,306.83
12716074	1593	VERIZON WIRELESS	\$361.36
12716075	1953	WILD WATER ADVENTURE	\$548.80
12716076	3196	ZINGY LEARNING	\$400.00

Total Amount of All Warrants:

\$113,445.48



Commercial Payment Register For Payments Dated: 05/19/2023

Document No	Vendor No	Vendor Name	Reference No	FD - RE - PY- GO - FN - OB - SI - L1 - L2	Resource	Object	Amount
12716040	4092	AMERICAN BUSINESS MACH	PV - 26817	0100-0000-0-0000-7200-430000-121-00-0000	Unrestricted Resources	Materials and Supplies	\$15.00
Total For Fund Number: 0100							\$15.00
Total Amount of Payment:							\$15.00
12716041	4836	AUGUSTO, JAMIE	PV - 26818	0100-6266-0-0000-7410-520000-121-36-0204	Educator Effectiveness, FY 2021-22	Travel and Conferences	\$497.46
Total For Fund Number: 0100							\$497.46
Total Amount of Payment:							\$497.46
12716042	4696	BUDDY'S TROPHIES	PO - 25120	0100-0000-0-0000-7100-430000-121-00-0000	Unrestricted Resources	Materials and Supplies	\$1,732.09
			PO - 25852	0100-1100-0-1110-1000-430000-525-00-0000	State Lottery	Materials and Supplies	\$109.93
Total For Fund Number: 0100							\$1,842.02
Total Amount of Payment:							\$1,842.02
12716043	4837	CAMARA, ALYSSA	PV - 26820	0100-6266-0-0000-7410-520000-121-36-0204	Educator Effectiveness, FY 2021-22	Travel and Conferences	\$477.17
			PV - 26819	0100-6266-0-0000-7410-520000-121-36-0204	Educator Effectiveness, FY 2021-22	Travel and Conferences	\$255.71
Total For Fund Number: 0100							\$732.88
Total Amount of Payment:							\$732.88
12716044	4895	CAMPOS JR., EDWARD	PV - 26821	0100-4511-0-1110-1000-430001-323-00-0000	Johnson-O-Malley - Indian Education	Instructional Materials/Classroom	\$54.93
Total For Fund Number: 0100							\$54.93
Total Amount of Payment:							\$54.93
12716045	4907	DEPARTMENT OF INDUSTRIAL	PV - 26822	0100-0097-0-0000-7600-430000-107-00-0000	Safety Credits	Materials and Supplies	\$125.00
Total For Fund Number: 0100							\$125.00
Total Amount of Payment:							\$125.00
12716046	3586	ESCOBEDO, CATALINA	PV - 26824	0100-6266-0-0000-7410-520000-121-36-0204	Educator Effectiveness, FY 2021-22	Travel and Conferences	\$635.26
			PV - 26823	0100-6266-0-0000-7410-520000-121-36-0204	Educator Effectiveness, FY 2021-22	Travel and Conferences	\$255.06
Total For Fund Number: 0100							\$890.32
Total Amount of Payment:							\$890.32
12716047	2241	GONZALES, ANNE	PV - 26825	0100-1100-0-1110-2700-430000-323-00-0000	State Lottery	Materials and Supplies	\$601.82
			PV - 26847	0100-1100-0-1110-2700-430000-323-00-0000	State Lottery	Materials and Supplies	\$36.60
			PV - 26827	0100-6266-0-0000-7410-520000-121-36-0204	Educator Effectiveness, FY 2021-22	Travel and Conferences	\$457.69
			PV - 26826	0100-6266-0-0000-7410-520000-121-36-0204	Educator Effectiveness, FY 2021-22	Travel and Conferences	\$228.60
Total For Fund Number: 0100							\$1,324.71
Total Amount of Payment:							\$1,324.71
12716048	4475	GSP STUDIO INC	PV - 26855	0100-0038-0-1110-1000-580000-424-00-0000	Donations	Other Services and Operating Expenditures	\$7,507.50
Total For Fund Number: 0100							\$7,507.50

Commercial Payment Register For Payments Dated: 05/19/2023

Document No	Vendor No	Vendor Name	Reference No	FD - RE - PY- GO - FN - OB - SI - L1 - L2	Resource	Object	Amount
Total Amount of Payment:							\$7,507.50
12716049	4358	HOME DEPOT PRO	PO - 25095	0100-8150-0-0000-8100-430014-525-00-0000	Ongoing & Major Maint. Acct.	Maintenance Supplies	\$51.04
			PO - 25095	0100-8150-0-0000-8100-430014-323-00-0000	Ongoing & Major Maint. Acct.	Maintenance Supplies	\$22.48
			PO - 25095	0100-8150-0-0000-8100-430014-424-00-0000	Ongoing & Major Maint. Acct.	Maintenance Supplies	\$25.98
			PO - 25095	0100-8150-0-0000-8100-430014-424-00-0000	Ongoing & Major Maint. Acct.	Maintenance Supplies	\$315.15
Total For Fund Number: 0100							\$414.65
Total Amount of Payment:							\$414.65
12716050	4718	KING, MICHELLE	PV - 26854	0100-0038-0-1110-1000-580000-424-00-0000	Donations	Other Services and Operating Expenditures	\$118.15
Total For Fund Number: 0100							\$118.15
Total Amount of Payment:							\$118.15
12716051	542	KINGS CO OFFICE OF EDUCATION	PV - 26849	0100-0000-0-0000-7100-580010-121-00-0000	Unrestricted Resources	Prof. Serv & Oper. Exp.- Legal	\$182.37
			PV - 26848	0100-0000-0-0000-7100-580010-121-00-0000	Unrestricted Resources	Prof. Serv & Oper. Exp.- Legal	\$269.23
			PV - 26851	0100-0000-0-0000-7100-580010-121-00-0000	Unrestricted Resources	Prof. Serv & Oper. Exp.- Legal	\$423.07
			PV - 26850	0100-0000-0-0000-7100-580010-121-00-0000	Unrestricted Resources	Prof. Serv & Oper. Exp.- Legal	\$250.00
			PV - 26828	0100-0000-0-0000-7200-580000-121-00-0000	Unrestricted Resources	Other Services and Operating Expenditures	\$31.00
			PV - 26830	0100-0000-0-0000-7490-580060-121-00-0000	Unrestricted Resources	Prof. Serv. & Oper. Exp. -Fingerprinting	\$1,038.00
			PV - 26829	0100-0000-0-1110-1000-580004-121-00-0000	Unrestricted Resources	Contract w/County Schools	\$4,820.75
Total For Fund Number: 0100							\$7,014.42
Total Amount of Payment:							\$7,014.42
12716052	552	KINGS WASTE & RECYCLING	PV - 26844	0100-8150-0-0000-8100-580000-525-00-0000	Ongoing & Major Maint. Acct.	Other Services and Operating Expenditures	\$185.40
Total For Fund Number: 0100							\$185.40
Total Amount of Payment:							\$185.40
12716053	4842	LOPEZ, MIRELLA	PV - 26831	0100-6266-0-0000-7410-520000-121-36-0204	Educator Effectiveness, FY 2021-22	Travel and Conferences	\$498.63
Total For Fund Number: 0100							\$498.63
Total Amount of Payment:							\$498.63
12716054	598	LOZANO SMITH	PO - 25116	0100-0000-0-0000-7100-580010-121-00-0000	Unrestricted Resources	Prof. Serv & Oper. Exp.- Legal	\$845.00
			PO - 25116	0100-0000-0-0000-7100-580010-121-00-0000	Unrestricted Resources	Prof. Serv & Oper. Exp.- Legal	\$1,610.15
			PO - 25116	0100-0000-0-0000-7100-580010-121-00-0000	Unrestricted Resources	Prof. Serv & Oper. Exp.- Legal	\$10,385.00
			PO - 25116	0100-0000-0-0000-7100-580010-121-00-0000	Unrestricted Resources	Prof. Serv & Oper. Exp.- Legal	\$18,777.50
Total For Fund Number: 0100							\$31,617.65
Total Amount of Payment:							\$31,617.65
12716055	616	MARTELLA, ALICIA	PV - 26832	0100-0000-0-1110-1000-430000-424-00-0000	Unrestricted Resources	Materials and Supplies	\$75.06
Total For Fund Number: 0100							\$75.06
Total Amount of Payment:							\$75.06

Commercial Payment Register For Payments Dated: 05/19/2023

Document No	Vendor No	Vendor Name	Reference No	FD - RE - PY - GO - FN - OB - SI - L1 - L2	Resource	Object	Amount			
12716056	712	OFFICE DEPOT INC	PO - 25864	0100-1100-0-1110-1000-430001-222-00-0000	State Lottery	Instructional Materials/Classroom	\$11.34			
			PO - 25864	0100-1100-0-1110-1000-430001-222-00-0000	State Lottery	Instructional Materials/Classroom	\$505.12			
			PO - 25941	0100-1100-0-1110-1000-430021-323-00-0000	State Lottery	Allowance	\$125.65			
			PO - 25899	0100-1100-0-1110-1000-430001-323-00-0000	State Lottery	Instructional Materials/Classroom	\$108.67			
			PO - 25872	0100-1100-0-1156-1000-430001-323-00-0000	State Lottery	Instructional Materials/Classroom	\$87.24			
			PO - 25872	0100-1100-0-1156-1000-430001-323-00-0000	State Lottery	Instructional Materials/Classroom	\$78.42			
			PO - 25911	0100-3010-0-1110-2495-430000-525-55-0201	IASA-Title I Basic Grants Low Income	Materials and Supplies	\$1,751.02			
			PO - 25912	0100-3010-0-1110-1000-430001-525-55-0304	IASA-Title I Basic Grants Low Income	Instructional Materials/Classroom	\$528.85			
			PO - 25911	0100-3010-0-1110-1000-430000-525-55-0304	IASA-Title I Basic Grants Low Income	Materials and Supplies	\$962.72			
			PO - 25869	0100-4511-0-1110-1000-430001-323-00-0000	Johnson-O-Malley - Indian Education	Instructional Materials/Classroom	\$58.86			
			PO - 25869	0100-4511-0-1110-1000-430001-323-00-0000	Johnson-O-Malley - Indian Education	Instructional Materials/Classroom	\$1,073.30			
			PO - 25869	0100-4511-0-1110-1000-430001-323-00-0000	Johnson-O-Malley - Indian Education	Instructional Materials/Classroom	\$565.64			
			PO - 25940	0100-0000-0-0000-7200-430000-121-00-0000	Unrestricted Resources	Materials and Supplies	\$2.81			
			PO - 25880	0100-0000-0-0000-7200-430000-121-00-0000	Unrestricted Resources	Materials and Supplies	\$29.79			
			PO - 25875	0100-0000-0-1110-3140-430000-323-00-0000	Unrestricted Resources	Materials and Supplies	\$35.92			
			PO - 25907	0100-0000-0-0000-2110-430000-121-00-0000	Unrestricted Resources	Materials and Supplies	\$154.58			
			PO - 25907	0100-0000-0-0000-2110-430000-121-00-0000	Unrestricted Resources	Materials and Supplies	\$218.74			
			PO - 25875	0100-0000-0-1110-3140-430000-323-00-0000	Unrestricted Resources	Materials and Supplies	\$211.63			
			PO - 25859	0100-7210-0-1110-1000-430001-323-00-0000	American Indian Education	Instructional Materials/Classroom	\$48.25			
			PO - 25918	0100-0000-0-1110-1000-430000-531-00-0000	Unrestricted Resources	Materials and Supplies	\$1,542.81			
Total For Fund Number: 0100							\$8,101.36			
Total Amount of Payment:							\$8,101.36			
12716057	1550	OROSCO, KARLA	PV - 26833	0100-1100-0-1110-1000-430000-222-00-0000	State Lottery	Materials and Supplies	\$113.55			
			Total For Fund Number: 0100							\$113.55
			Total Amount of Payment:							\$113.55
12716058	4906	OWEN REFRIGERATION & AI	PO - 26004	1300-5310-0-0000-3700-560009-000-00-0000	Child Nutrition - School Programs	Outsider Services	\$1,056.29			
			PO - 26003	1300-5310-0-0000-3700-560009-000-00-0000	Child Nutrition - School Programs	Outsider Services	\$233.55			
			Total For Fund Number: 1300							\$1,289.84
Total Amount of Payment:							\$1,289.84			
12716059	4908	PAGUIRIGAN, GENEVIEVE	PV - 26834	1300-0000-0-0000-0000-953500-000-00-0000	Unrestricted Resources	Prepaid Meals	\$65.25			
			Total For Fund Number: 1300							\$65.25
			Total Amount of Payment:							\$65.25
12716060	2921	PEARSON	PO - 25947	0100-6500-0-5760-1110-580011-000-00-0000	Special Education	Software License Renewals	\$60.00			

Commercial Payment Register
For Payments Dated: 05/19/2023

Document No	Vendor No	Vendor Name	Reference No	FD - RE - PY- GO - FN - OB - SI - L1 - L2	Resource	Object	Amount
Total For Fund Number: 0100							\$60.00
Total Amount of Payment:							\$60.00
12716061	4236	PERFORMANCE AIR	PO - 26005	0100-8150-0-0000-8100-560009-222-00-0000	Ongoing & Major Maint. Acct.	Outsider Services	\$425.00
Total For Fund Number: 0100							\$425.00
Total Amount of Payment:							\$425.00
12716062	4208	PILCHER, DAVID	PV - 26835	0100-1100-0-1110-1000-430021-323-00-0000	State Lottery	Allowance	\$106.47
			PV - 26836	0100-6266-0-0000-7410-520000-121-36-0204	Educator Effectiveness, FY 2021-22	Travel and Conferences	\$255.06
			PV - 26837	0100-6266-0-0000-7410-520000-121-36-0204	Educator Effectiveness, FY 2021-22	Travel and Conferences	\$483.49
Total For Fund Number: 0100							\$845.02
Total Amount of Payment:							\$845.02
12716063	752	POSITIVE PROMOTIONS	PO - 25931	0100-3010-0-1110-1000-430000-525-55-0202	IASA-Title I Basic Grants Low Income	Materials and Supplies	\$2,359.02
Total For Fund Number: 0100							\$2,359.02
Total Amount of Payment:							\$2,359.02
12716064	4723	RAEL, JORDAN	PV - 26842	0100-1100-0-1110-1000-430000-323-00-0000	State Lottery	Materials and Supplies	\$23.98
Total For Fund Number: 0100							\$23.98
Total Amount of Payment:							\$23.98
12716065	4395	RAPTOR TECHNOLOGIES	PO - 25987	0100-0000-0-0000-0000-933000-121-00-0000	Unrestricted Resources	Prepaid Expenditures	\$3,625.00
Total For Fund Number: 0100							\$3,625.00
Total Amount of Payment:							\$3,625.00
12716066	4903	RELIABLE FIRE & SECURITY	PO - 25997	0100-8150-0-0000-8100-580000-525-00-0000	Ongoing & Major Maint. Acct.	Other Services and Operating Expenditures	\$685.00
Total For Fund Number: 0100							\$685.00
Total Amount of Payment:							\$685.00
12716067	4108	RICKARD, JIM	PV - 26846	0100-1100-0-1156-1000-430000-424-00-0000	State Lottery	Materials and Supplies	\$29.22
Total For Fund Number: 0100							\$29.22
Total Amount of Payment:							\$29.22
12716068	4821	ROCHA, NICOLE	PV - 26838	0100-6266-0-0000-7410-520000-121-36-0204	Educator Effectiveness, FY 2021-22	Travel and Conferences	\$471.13
Total For Fund Number: 0100							\$471.13
Total Amount of Payment:							\$471.13
12716069	4471	RODRIQUEZ, KARLA	PV - 26845	0100-0000-0-1110-3120-430000-121-00-0000	Unrestricted Resources	Materials and Supplies	\$159.24
Total For Fund Number: 0100							\$159.24
Total Amount of Payment:							\$159.24
12716070	2038	SANTOS, CHRISTINE	PV - 26843	0100-1100-0-1110-1000-430001-323-00-0000	State Lottery	Instructional Materials/Classroom	\$172.33
Total For Fund Number: 0100							\$172.33
Total Amount of Payment:							\$172.33

Commercial Payment Register For Payments Dated: 05/19/2023

Document No	Vendor No	Vendor Name	Reference No	FD - RE - PY- GO - FN - OB - SI - L1 - L2	Resource	Object	Amount
12716071	4697	SIDHU, DAVINDER	PV - 26852	0100-6266-0-0000-7410-520000-121-36-0204	Educator Effectiveness, FY 2021-22	Travel and Conferences	\$49.94
Total For Fund Number: 0100							\$49.94
Total Amount of Payment:							\$49.94
12716072	886	SO. CALIF GAS CO	PO - 25863	0100-0000-0-1110-8200-550010-222-00-0000	Unrestricted Resources	Gas	\$983.28
			PO - 25863	0100-0000-0-1110-8200-550010-525-00-0000	Unrestricted Resources	Gas	\$540.42
			PO - 25863	0100-0000-0-1110-8200-550010-323-00-0000	Unrestricted Resources	Gas	\$8.11
			PO - 25863	0100-0000-0-1110-8200-550010-323-00-0000	Unrestricted Resources	Gas	\$27.54
			PO - 25863	0100-0000-0-1110-8200-550010-525-00-0000	Unrestricted Resources	Gas	\$69.39
			PO - 25863	0100-0000-0-1110-8200-550010-424-00-0000	Unrestricted Resources	Gas	\$417.70
			PO - 25863	0100-0000-0-1110-8200-550010-323-00-0000	Unrestricted Resources	Gas	\$393.39
Total For Fund Number: 0100							\$2,439.83
Total Amount of Payment:							\$2,439.83
12716073	4204	VANIR CONSTRUCTION MAN	PV - 26841	1400-0000-0-0000-8500-620010-424-10-7592	Unrestricted Resources	Architect Fees	\$1,915.34
Total For Fund Number: 1400							\$1,915.34
12716073	4204	VANIR CONSTRUCTION MAN	PV - 26840	3500-0000-0-0000-8500-620010-424-10-7592	Unrestricted Resources	Architect Fees	\$7,661.37
Total For Fund Number: 3500							\$7,661.37
12716073	4204	VANIR CONSTRUCTION MAN	PV - 26839	4000-0000-0-0000-8500-620010-424-10-7592	Unrestricted Resources	Architect Fees	\$28,730.12
Total For Fund Number: 4000							\$28,730.12
Total Amount of Payment:							\$38,306.83
12716074	1593	VERIZON WIRELESS	PO - 25187	0100-0000-0-0000-7200-590010-121-00-0000	Unrestricted Resources	Communications - Telephone	\$248.76
			PO - 25187	0100-8150-0-0000-8100-590010-120-00-0000	Ongoing & Major Maint. Acct.	Communications - Telephone	\$111.39
			PV - 26853	0100-8150-0-0000-8100-590010-424-00-0000	Ongoing & Major Maint. Acct.	Communications - Telephone	\$1.21
Total For Fund Number: 0100							\$361.36
Total Amount of Payment:							\$361.36
12716075	1953	WILD WATER ADVENTURE	PO - 25693	0100-1100-0-1110-1000-580000-525-00-0000	State Lottery	Other Services and Operating Expenditures	\$548.80
Total For Fund Number: 0100							\$548.80
Total Amount of Payment:							\$548.80
12716076	3196	ZINGY LEARNING	PO - 25405	0100-1100-0-1110-1000-430000-424-00-0000	State Lottery	Materials and Supplies	\$400.00
Total For Fund Number: 0100							\$400.00
Total Amount of Payment:							\$400.00


SCHOOL DISTRICT Payment Order

District Name: **Central Union Elementary School District**

As per the Authorized Signature Permit, the following payments are authorized as listed on the payment register.

Warrants	37	\$113,445.48
Credit Card Payments	0	
Grand Total for Payments Dated:	05/19/2023	\$113,445.48

Authorized Officer/Employee



Or

Board Members *

* If this option is chosen, must have a majority of board members authorization (EC 42632)

Date _____

KCOE Examination and Approval

By _____

Date _____

This order must be returned to KCOE prior to distribution of payments.

**Warrant Register For Warrants
Dated 05/26/2023**

Warrant Number	Vendor Number	Vendor Name	Amount
12716613	4057	ACCESS DISPLAY GROUP INC.	\$115.75
12716614	4230	JOEL ALVARADO	\$58.95
12716615	4862	AMAZON CAPITAL SERVICES INC	\$11,172.28
12716616	4092	AMERICAN BUSINESS MACHINES	\$146.89
12716617	2796	AT&T	\$960.70
12716618	4314	CANON FINANCIAL SERVICES INC	\$3,768.62
12716619	2864	DIGITECH INTEGRATION INC.	\$1,647.50
12716620	2241	ANNE GONZALES	\$295.28
12716621	544	KINGS CO TROPHY	\$394.68
12716622	1876	KINGS COUNTY PIPE & SUPPLY	\$78.66
12716623	4839	BIANCA LOPEZ	\$58.95
12716624	720	ORIENTAL TRADING COMPANY	\$358.58
12716625	1550	KARLA OROSCO	\$90.77
12716626	101	S&S WORLDWIDE	\$161.59
12716627	2038	CHRISTINE SANTOS	\$71.83
12716628	4909	JEANA SOBLE	\$14.00
12716629	1332	STAPLES	\$47.96
12716630	3984	UNION BANK (ADDINGTON)	\$2,238.09
12716631	3986	UNION BANK (FULLERTON)	\$1,981.81
12716632	3985	UNION BANK (SANTAMARIA)	\$218.12
12716633	976	US GAMES	\$381.99

Total Amount of All Warrants:**\$24,263.00**

Commercial Payment Register
For Payments Dated: 05/26/2023

Document No	Vendor No	Vendor Name	Reference No	FD - RE - PY- GO - FN - OB - SI - LI - L2	Resource	Object	Amount
12716613	4057	ACCESS DISPLAY GROUP INC	PO - 25955	0100-0038-0-1110-1000-580000-424-00-0000	Donations	Other Services and Operating Expenditures	\$115.75
Total For Fund Number: 0100							\$115.75
Total Amount of Payment:							\$115.75
12716614	4230	ALVARADO, JOEL	PV - 26885	0100-0000-0-1110-8200-520003-120-00-0000	Unrestricted Resources	Mileage-Other	\$58.95
Total For Fund Number: 0100							\$58.95
Total Amount of Payment:							\$58.95
12716615	4862	AMAZON CAPITAL SERVICES	PO - 25945	0100-0000-0-0000-2110-430000-121-00-0000	Unrestricted Resources	Materials and Supplies	\$27.11
			PO - 25887	0100-0000-0-1110-8200-430014-120-00-0000	Unrestricted Resources	Maintenance Supplies	\$38.45
			PO - 25929	0100-0000-0-1110-8200-430014-120-00-0000	Unrestricted Resources	Maintenance Supplies	\$35.04
			PO - 25908	0100-0000-0-0000-2110-430000-121-00-0000	Unrestricted Resources	Materials and Supplies	\$461.92
			PV - 26856	0100-0000-0-0000-7100-430000-121-00-0000	Unrestricted Resources	Materials and Supplies	\$60.04
			PV - 26857	0100-0000-0-0000-7490-430000-121-00-0000	Unrestricted Resources	Materials and Supplies	\$627.00
			PO - 25884	0100-0000-0-1110-1000-430000-531-00-0000	Unrestricted Resources	Materials and Supplies	\$708.68
			PO - 25870	0100-0038-0-1110-1000-430000-323-00-0000	Donations	Materials and Supplies	\$257.25
			PO - 25883	0100-0038-0-1110-1000-430001-533-00-0000	Donations	Instructional Materials/Classroom	\$117.59
			PO - 25967	0100-0038-0-1110-1000-430021-424-00-0000	Donations	Allowance	\$291.23
			PO - 25972	0100-0038-0-1110-1000-430021-424-00-0000	Donations	Allowance	\$321.11
			CM - 25133	0100-0038-0-1110-1000-430021-424-00-0000	Donations	Allowance	-\$20.55
			CM - 25132	0100-1100-0-1110-1000-430000-222-00-0000	State Lottery	Materials and Supplies	-\$22.51
			PO - 25933	0100-1100-0-1110-1000-430001-525-00-0000	State Lottery	Instructional Materials/Classroom	\$32.16
			PO - 25910	0100-1100-0-1110-1000-430000-222-00-0000	State Lottery	Materials and Supplies	\$17.89
			PO - 25932	0100-1100-0-1110-1000-430001-525-00-0000	State Lottery	Instructional Materials/Classroom	\$39.26
			PO - 25905	0100-1100-0-1110-1000-430001-323-00-0000	State Lottery	Instructional Materials/Classroom	\$68.60
			PO - 25919	0100-1100-0-1110-1000-430001-525-00-0000	State Lottery	Instructional Materials/Classroom	\$66.72
			PO - 25866	0100-1100-0-1110-1000-430001-222-00-0000	State Lottery	Instructional Materials/Classroom	\$40.73
			PO - 25874	0100-1100-0-1160-1000-430001-323-00-0000	State Lottery	Instructional Materials/Classroom	\$426.82
			PO - 25867	0100-1100-0-1110-1000-430021-222-00-0000	State Lottery	Allowance	\$164.55
			PO - 25952	0100-1100-0-1110-1000-430001-525-00-0000	State Lottery	Instructional Materials/Classroom	\$209.98
			PO - 25886	0100-1100-0-1110-1000-430000-222-00-0000	State Lottery	Materials and Supplies	\$125.25
			PO - 25942	0100-1100-0-1110-1000-430021-323-00-0000	State Lottery	Allowance	\$124.32
			PO - 25889	0100-1100-0-1110-1000-430001-525-00-0000	State Lottery	Instructional Materials/Classroom	\$337.78
			PO - 25917	0100-1100-0-1110-1000-430001-323-00-0000	State Lottery	Instructional Materials/Classroom	\$293.52
			PO - 25900	0100-1100-0-1110-1000-430001-323-00-0000	State Lottery	Instructional Materials/Classroom	\$296.73
			PO - 25916	0100-1100-0-1110-1000-430021-323-00-0000	State Lottery	Allowance	\$166.23

Commercial Payment Register

For Payments Dated: 05/26/2023

Document No	Vendor No	Vendor Name	Reference No	FD - RE - PY- GO - FN - OB - SI - L1 - L2	Resource	Object	Amount
12716615	4862	AMAZON CAPITAL SERVICES	PO - 25898	0100-1100-0-1110-1000-430021-525-00-0000	State Lottery	Allowance	\$36.85
			PO - 25873	0100-1100-0-1110-1000-430001-323-00-0000	State Lottery	Instructional Materials/Classroom	\$1,014.59
			PO - 25883	0100-1100-0-1110-1000-430001-525-00-0000	State Lottery	Instructional Materials/Classroom	\$603.38
			PO - 25914	0100-3010-0-1110-1000-430001-525-55-0304	IASA-Title I Basic Grants Low Income	Instructional Materials/Classroom	\$992.47
			PO - 25913	0100-3010-0-1110-1000-430001-525-55-0307	IASA-Title I Basic Grants Low Income	Instructional Materials/Classroom	\$1,037.85
			PO - 25914	0100-3010-0-1110-1000-430001-525-55-0305	IASA-Title I Basic Grants Low Income	Instructional Materials/Classroom	\$1,736.72
			PO - 25890	0100-8150-0-0000-8100-430014-222-00-0000	Ongoing & Major Maint. Acct.	Maintenance Supplies	\$49.32
			PO - 25890	0100-8150-0-0000-8100-430014-120-00-0000	Ongoing & Major Maint. Acct.	Maintenance Supplies	\$82.44
			PO - 25887	0100-8150-0-0000-8100-430014-222-00-0000	Ongoing & Major Maint. Acct.	Maintenance Supplies	\$189.19
			PO - 25981	0100-8150-0-0000-8100-430014-120-00-0000	Ongoing & Major Maint. Acct.	Maintenance Supplies	\$116.57
Total For Fund Number: 0100							\$11,172.28
Total Amount of Payment:							\$11,172.28
12716616	4092	AMERICAN BUSINESS MACH	PV - 26881	0100-0000-0-0000-7200-430000-121-00-0000	Unrestricted Resources	Materials and Supplies	\$15.00
			PV - 26882	0100-0000-0-0000-7200-430000-121-00-0000	Unrestricted Resources	Materials and Supplies	\$15.00
			PO - 25492	0100-1100-0-1110-2700-430000-323-00-0000	State Lottery	Materials and Supplies	\$116.89
Total For Fund Number: 0100							\$146.89
Total Amount of Payment:							\$146.89
12716617	2796	AT&T	PO - 25174	0100-0000-0-1110-8200-590010-525-00-0000	Unrestricted Resources	Communications - Telephone	\$77.24
			PO - 25174	0100-0000-0-1110-8200-590010-222-00-0000	Unrestricted Resources	Communications - Telephone	\$54.76
			PO - 25174	0100-0000-0-0000-7200-590010-121-00-0000	Unrestricted Resources	Communications - Telephone	\$32.57
			PO - 25174	0100-0000-0-1110-8200-590010-424-00-0000	Unrestricted Resources	Communications - Telephone	\$127.62
			PO - 25174	0100-0000-0-0000-8200-590010-121-00-0000	Unrestricted Resources	Communications - Telephone	\$417.17
			PO - 25174	0100-0000-0-0000-8200-590010-121-00-0000	Unrestricted Resources	Communications - Telephone	\$251.34
Total For Fund Number: 0100							\$960.70
Total Amount of Payment:							\$960.70
12716618	4314	CANON FINANCIAL SERVICE	PO - 25171	0100-0000-0-0000-7200-560000-121-00-0000	Unrestricted Resources	Rentals, Leases, Repairs and Noncapitalized Improvements	\$3,768.62
Total For Fund Number: 0100							\$3,768.62
Total Amount of Payment:							\$3,768.62
12716619	2864	DIGITECH INTEGRATION INC	PO - 25937	0100-8150-0-0000-8100-560009-424-00-0000	Ongoing & Major Maint. Acct.	Outsider Services	\$345.00
			PO - 25937	0100-8150-0-0000-8100-560009-525-00-0000	Ongoing & Major Maint. Acct.	Outsider Services	\$500.00
			PO - 25937	0100-8150-0-0000-8100-560009-323-00-0000	Ongoing & Major Maint. Acct.	Outsider Services	\$267.50
			PV - 26879	0100-8150-0-0000-8100-560009-424-00-0000	Ongoing & Major Maint. Acct.	Outsider Services	\$345.00
			PV - 26880	0100-8150-0-0000-8100-560009-222-00-0000	Ongoing & Major Maint. Acct.	Outsider Services	\$190.00
Total For Fund Number: 0100							\$1,647.50

Commercial Payment Register

For Payments Dated: 05/26/2023

Document No	Vendor No	Vendor Name	Reference No	FD - RE - PY- GO - FN - OB - SI - L1 - L2	Resource	Object	Amount
						Total Amount of Payment:	<u>\$1,647.50</u>
12716620	2241	GONZALES, ANNE	PV - 26883	0100-1100-0-1110-2700-430000-323-00-0000	State Lottery	Materials and Supplies	\$295.28
						Total For Fund Number: 0100	<u>\$295.28</u>
						Total Amount of Payment:	<u>\$295.28</u>
12716621	544	KINGS CO TROPHY	PV - 26872	0100-1100-0-1110-1000-430000-222-00-0000	State Lottery	Materials and Supplies	\$343.20
			PV - 26873	0100-1100-0-1110-1000-430000-222-00-0000	State Lottery	Materials and Supplies	\$51.48
						Total For Fund Number: 0100	<u>\$394.68</u>
						Total Amount of Payment:	<u>\$394.68</u>
12716622	1876	KINGS COUNTY PIPE & SUPP	PO - 25318	0100-8150-0-0000-8100-430014-424-00-0000	Ongoing & Major Maint. Acct.	Maintenance Supplies	\$19.66
			PO - 25318	0100-8150-0-0000-8100-430014-525-00-0000	Ongoing & Major Maint. Acct.	Maintenance Supplies	\$19.66
			PO - 25318	0100-8150-0-0000-8100-430014-222-00-0000	Ongoing & Major Maint. Acct.	Maintenance Supplies	\$19.67
			PO - 25318	0100-8150-0-0000-8100-430014-323-00-0000	Ongoing & Major Maint. Acct.	Maintenance Supplies	\$19.67
						Total For Fund Number: 0100	<u>\$78.66</u>
						Total Amount of Payment:	<u>\$78.66</u>
12716623	4839	LOPEZ, BIANCA	PV - 26884	0100-0000-0-1110-8200-520003-120-00-0000	Unrestricted Resources	Mileage-Other	\$58.95
						Total For Fund Number: 0100	<u>\$58.95</u>
						Total Amount of Payment:	<u>\$58.95</u>
12716624	720	ORIENTAL TRADING COMPA	PO - 25960	0100-0000-0-1110-1000-430000-431-00-0000	Unrestricted Resources	Materials and Supplies	\$358.58
						Total For Fund Number: 0100	<u>\$358.58</u>
						Total Amount of Payment:	<u>\$358.58</u>
12716625	1550	OROSCO, KARLA	PV - 26858	0100-1100-0-1110-1000-430021-222-00-0000	State Lottery	Allowance	\$90.77
						Total For Fund Number: 0100	<u>\$90.77</u>
						Total Amount of Payment:	<u>\$90.77</u>
12716626	101	S&S WORLDWIDE	PO - 25973	0100-0038-0-1160-1000-430001-424-00-0000	Donations	Instructional Materials/Classroom	\$161.59
						Total For Fund Number: 0100	<u>\$161.59</u>
						Total Amount of Payment:	<u>\$161.59</u>
12716627	2038	SANTOS, CHRISTINE	PV - 26878	0100-1100-0-1110-1000-430000-323-00-0000	State Lottery	Materials and Supplies	\$71.83
						Total For Fund Number: 0100	<u>\$71.83</u>
						Total Amount of Payment:	<u>\$71.83</u>
12716628	4909	SOBLE, JEANA	PV - 26874	0100-0000-0-0000-7490-580060-121-00-0000	Unrestricted Resources	Prof. Serv. & Oper. Exp. -Fingerprinting	\$14.00
						Total For Fund Number: 0100	<u>\$14.00</u>
						Total Amount of Payment:	<u>\$14.00</u>
12716629	1332	STAPLES	PO - 25946	0100-0000-0-0000-2110-430000-121-00-0000	Unrestricted Resources	Materials and Supplies	\$47.96
						Total For Fund Number: 0100	<u>\$47.96</u>
						Total Amount of Payment:	<u>\$47.96</u>
12716630	3984	UNION BANK (ADDINGTON)	CM - 25134	0100-0000-0-0000-7100-520000-121-00-0000	Unrestricted Resources	Travel and Conferences	-\$73.47

Commercial Payment Register

For Payments Dated: 05/26/2023

Document No	Vendor No	Vendor Name	Reference No	FD - RE - PY- GO - FN - OB - SI - L1 - L2	Resource	Object	Amount
12716630	3984	UNION BANK (ADDINGTON)	PV - 26862	0100-0000-0-0000-7100-520000-121-00-0000	Unrestricted Resources	Travel and Conferences	\$14.06
			PV - 26865	0100-0000-0-0000-7100-520000-121-00-0000	Unrestricted Resources	Travel and Conferences	\$14.35
			PV - 26859	0100-0000-0-0000-7100-520000-121-00-0000	Unrestricted Resources	Travel and Conferences	\$18.97
			PV - 26864	0100-0000-0-0000-7100-520000-121-00-0000	Unrestricted Resources	Travel and Conferences	\$20.79
			PV - 26860	0100-0000-0-0000-7100-520000-121-00-0000	Unrestricted Resources	Travel and Conferences	\$21.96
			PV - 26863	0100-0000-0-0000-7100-520000-121-00-0000	Unrestricted Resources	Travel and Conferences	\$10.95
			PV - 26861	0100-0000-0-0000-7100-520000-121-00-0000	Unrestricted Resources	Travel and Conferences	\$11.39
			PV - 26867	0100-0000-0-0000-7100-520000-121-00-0000	Unrestricted Resources	Travel and Conferences	\$42.00
			PV - 26866	0100-0000-0-0000-7100-520000-121-00-0000	Unrestricted Resources	Travel and Conferences	\$995.98
			PV - 26870	0100-0000-0-0000-7100-430000-121-00-0000	Unrestricted Resources	Materials and Supplies	\$1,111.11
			PV - 26868	0100-0000-0-0000-7100-430000-121-00-0000	Unrestricted Resources	Materials and Supplies	\$25.00
			PV - 26869	0100-0000-0-0000-7100-430000-121-00-0000	Unrestricted Resources	Materials and Supplies	\$25.00
			Total For Fund Number: 0100				
Total Amount of Payment:							\$2,238.09
12716631	3986	UNION BANK (FULLERTON)	CM - 25136	0100-0000-0-0000-7700-580011-000-00-0000	Unrestricted Resources	Software License Renewals	-\$440.50
			PO - 25441	0100-0000-0-1110-2495-430000-121-00-0000	Unrestricted Resources	Materials and Supplies	\$123.37
			PV - 26871	0100-0000-0-0000-7700-580011-000-00-0000	Unrestricted Resources	Software License Renewals	\$1,170.00
			PO - 25885	0100-0038-0-1110-1000-430000-525-00-0000	Donations	Materials and Supplies	\$502.07
			PO - 25962	0100-0038-0-1110-1000-580011-424-00-0000	Donations	Software License Renewals	\$308.88
			PO - 25885	0100-1100-0-1110-1000-430000-525-00-0000	State Lottery	Materials and Supplies	\$78.69
			PO - 25896	0100-6500-0-5760-1110-520000-000-00-0000	Special Education	Travel and Conferences	\$30.00
			PO - 25939	0100-8150-0-0000-8100-430014-120-00-0000	Ongoing & Major Maint. Acct.	Maintenance Supplies	\$34.63
			PO - 25921	0100-8150-0-0000-8100-430014-120-00-0000	Ongoing & Major Maint. Acct.	Maintenance Supplies	\$53.57
			PO - 25978	0100-8150-0-0000-8100-430014-120-00-0000	Ongoing & Major Maint. Acct.	Maintenance Supplies	\$113.65
			PO - 25922	0100-8150-0-0000-8100-430014-120-00-0000	Ongoing & Major Maint. Acct.	Maintenance Supplies	\$221.90
Total For Fund Number: 0100							\$2,196.26
12716631	3986	UNION BANK (FULLERTON)	CM - 25135	1300-5310-0-0000-3700-430000-000-00-0000	Child Nutrition - School Programs	Materials and Supplies	-\$214.45
			Total For Fund Number: 1300				
Total Amount of Payment:							\$1,981.81
12716632	3985	UNION BANK (SANTAMARIA)	PO - 25944	0100-0315-0-0000-7410-430000-121-00-0000	Tier III, Professional Development Block Grant	Materials and Supplies	\$20.97
			PO - 25982	0100-8150-0-0000-8100-430014-120-00-0000	Ongoing & Major Maint. Acct.	Maintenance Supplies	\$197.15
			Total For Fund Number: 0100				
Total Amount of Payment:							\$218.12
12716633	976	US GAMES	PO - 25971	0100-0038-0-1160-1000-430001-424-00-0000	Donations	Instructional Materials/Classroom	\$381.99
Total For Fund Number: 0100							\$381.99

Commercial Payment Register

For Payments Dated: 05/26/2023

Document No	Vendor No	Vendor Name	Reference No	FD - RE - PY - GO - FN - OB - SI - L1 - L2	Resource	Object	Amount
Total Amount of Payment:							<u>\$381.99</u>

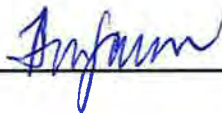
SCHOOL DISTRICT Payment Order

District Name: **Central Union Elementary School District**

As per the Authorized Signature Permit, the following payments are authorized as listed on the payment register.

Warrants	21	\$24,263.00
Credit Card Payments	0	
Grand Total for Payments Dated:	05/26/2023	\$24,263.00

Authorized Officer/Employee _____
Or
 Board Members * _____



* If this option is chosen, must have a majority of board members authorization (EC 42632)

Date _____

KCOE Examination and Approval	
By _____	Date _____

This order must be returned to KCOE prior to distribution of payments.

**Warrant Register For Warrants
Dated 05/31/2023**

Warrant Number	Vendor Number	Vendor Name	Amount
12717314	4840	EMCOR SERVICES MESA ENERGY	\$100,013.50

Total Amount of All Warrants:

\$100,013.50



Commercial Payment Register

For Payments Dated: 05/31/2023

Document No	Vendor No	Vendor Name	Reference No	FD - RE - PY- GO - FN - OB - SI - L1 - L2	Resource	Object	Amount
12717314	4840	EMCOR SERVICES MESA ENF	PO - 25494	0100-0000-0-0000-8500-620000-525-00-7590	Unrestricted Resources	Buildings and Improvement of Buildings	\$19,610.00
			PO - 25494	0100-0000-0-0000-8500-620000-323-00-7590	Unrestricted Resources	Buildings and Improvement of Buildings	\$20,340.00
			PO - 25494	0100-0000-0-0000-8500-620000-424-00-7590	Unrestricted Resources	Buildings and Improvement of Buildings	\$23,790.00
			PO - 25494	0100-0000-0-0000-8500-620000-222-00-7590	Unrestricted Resources	Buildings and Improvement of Buildings	\$36,273.50
						Total For Fund Number: 0100	\$100,013.50
						Total Amount of Payment:	\$100,013.50


SCHOOL DISTRICT PAYMENT ORDER

District Name: **Central Union Elementary School District**

As per the Authorized Signature Permit, the following payments are authorized as listed on the payment register.

Warrants	1	\$100,013.50
Credit Card Payments	0	
Grand Total for Payments Dated:	05/31/2023	\$100,013.50

Authorized Officer/Employee



Or

Board Members *

* If this option is chosen, must have a majority of board members authorization (EC 42632)

Date _____

KCOE Examination and Approval	
By _____	Date _____

This order must be returned to KCOE prior to distribution of payments.

Fiscal Position Report
 May 2023

Fund: 1300 Cafeteria Fund

		May Amount	YTD Amount	Working Budget	% of Budget	% Remain
BEGINNING BALANCE						
Net Beginning Balance	9791-9795		\$263,547.44	\$263,547.44		
REVENUES						
2) Federal Revenues	8100-8299	\$36,968.44	\$581,104.33	\$732,000.00	79.39	20.61
3) Other State Revenues	8300-8599	\$46,988.84	\$607,179.16	\$786,200.00	77.23	22.77
4) Other Local Revenues	8600-8799	\$2,122.80	\$8,057.49	\$10,702.05	75.29	24.71
5) Total, Revenues		\$86,080.08	\$1,196,340.98	\$1,528,902.05	78.25	21.75
EXPENDITURES						
2) Classified Salaries	2000-2999	\$41,931.30	\$413,688.74	\$476,401.86	86.84	13.16
3) Employee Benefits	3000-3999	\$20,369.30	\$206,762.15	\$226,841.54	91.15	8.85
4) Books and Supplies	4000-4999	\$46,752.31	\$502,957.25	\$634,908.62	79.22	20.78
5) Services, Oth Oper Exp	5000-5999	(\$2,597.36)	\$21,264.39	\$24,000.00	88.60	11.40
6) Capital Outlay	6000-6999	\$0.00	\$24,709.48	\$25,000.00	98.84	1.16
9) Total Expenditures		\$106,455.55	\$1,169,382.01	\$1,387,152.02	84.30	15.70
OTHER FINANCING SOURCES/USES						
1) Transfers						
A) Transfers In	8910-8929	\$0.00	\$0.00	\$0.00	0.00	100.00
B) Transfers Out	7610-7629	\$0.00	\$0.00	\$228,417.65	0.00	100.00
3) Contributions	8980-8999	\$0.00	\$0.00	\$0.00	0.00	100.00
4) Total, Other Financing Sources/Uses		\$0.00	\$0.00	(\$228,417.65)	0.00	100.00
NET INCREASE (DECREASE) IN FUND BALANCE		(\$20,375.47)	\$26,958.97	(\$86,667.62)		
ENDING FUND BALANCE			\$290,506.41	\$176,879.82		

Fiscal Position Report
 May 2023
 Restricted

Fund: 0100 General Fund

		May Amount	YTD Amount	Working Budget	% of Budget	% Remain
BEGINNING BALANCE						
Net Beginning Balance	9791-9795		\$2,317,562.97	\$2,317,562.97		
REVENUES						
2) Federal Revenues	8100-8299	\$421,637.00	\$1,982,447.79	\$2,558,305.26	77.49	22.51
3) Other State Revenues	8300-8599	\$562,249.00	\$4,885,449.04	\$6,017,196.34	81.19	18.81
4) Other Local Revenues	8600-8799	\$69,566.77	\$704,448.08	\$765,063.00	92.08	7.92
5) Total, Revenues		\$1,053,452.77	\$7,572,344.91	\$9,340,564.60	81.07	18.93
EXPENDITURES						
1) Certificated Salaries	1000-1999	\$113,136.41	\$1,350,192.15	\$1,668,815.16	80.91	19.09
2) Classified Salaries	2000-2999	\$35,202.84	\$620,927.84	\$666,109.00	93.22	6.78
3) Employee Benefits	3000-3999	\$54,969.36	\$662,902.18	\$2,208,172.73	30.02	69.98
4) Books and Supplies	4000-4999	\$144,100.47	\$555,369.70	\$1,261,084.45	44.04	55.96
5) Services, Oth Oper Exp	5000-5999	\$223,687.36	\$1,039,021.06	\$1,669,615.44	62.23	37.77
6) Capital Outlay	6000-6999	\$450.00	\$199,864.74	\$312,103.48	64.04	35.96
7) Other Outgo(excl. 7300`s)	7100-7499	\$0.00	\$0.00	\$232,792.00	0.00	100.00
8) Direct/Indirect Support	7300-7399	\$36,972.85	\$36,972.85	\$51,092.85	72.36	27.64
9) Total Expenditures		\$608,519.29	\$4,465,250.52	\$8,069,785.11	55.33	44.67
OTHER FINANCING SOURCES/USES						
1) Transfers						
B) Transfers Out	7610-7629	\$0.00	\$0.00	\$0.00	0.00	100.00
3) Contributions	8980-8999	\$0.00	\$0.00	\$2,178,482.68	0.00	100.00
4) Total, Other Financing Sources/Uses		\$0.00	\$0.00	\$2,178,482.68	0.00	100.00
NET INCREASE (DECREASE) IN FUND BALANCE		\$444,933.48	\$3,107,094.39	\$3,449,262.17		
ENDING FUND BALANCE			\$5,424,657.36	\$5,766,825.14		

Fiscal Position Report
 May 2023
 Unrestricted

Fund: 0100 General Fund

		May Amount	YTD Amount	Working Budget	% of Budget	% Remain
BEGINNING BALANCE						
Net Beginning Balance	9791-9795		\$17,645,250.01	\$17,645,250.01		
REVENUES						
1) LCFF Sources	8010-8099	\$1,229,058.40	\$17,219,642.82	\$19,447,672.00	88.54	11.46
2) Federal Revenues	8100-8299	\$833,130.00	\$9,478,937.07	\$8,481,495.07	111.76	(11.76)
3) Other State Revenues	8300-8599	\$1,983.00	\$475,644.53	\$1,253,188.00	37.95	62.05
4) Other Local Revenues	8600-8799	\$16,439.46	\$321,105.55	\$149,394.78	214.94	(114.94)
5) Total, Revenues		\$2,080,610.86	\$27,495,329.97	\$29,331,749.85	93.74	6.26
EXPENDITURES						
1) Certificated Salaries	1000-1999	\$1,095,310.18	\$11,071,165.69	\$12,661,691.01	87.44	12.56
2) Classified Salaries	2000-2999	\$344,142.20	\$3,577,598.34	\$3,937,620.42	90.86	9.14
3) Employee Benefits	3000-3999	\$593,388.31	\$6,205,976.29	\$6,811,193.29	91.11	8.89
4) Books and Supplies	4000-4999	(\$85,447.20)	\$781,391.37	\$991,895.95	78.78	21.22
5) Services, Oth Oper Exp	5000-5999	\$92,399.33	\$1,860,658.99	\$2,257,067.41	82.44	17.56
6) Capital Outlay	6000-6999	\$100,013.50	\$560,599.05	\$1,512,106.60	37.07	62.93
7) Other Outgo(excl. 7300`s)	7100-7499	\$4,911.00	\$49,655.00	\$78,485.00	63.27	36.73
8) Direct/Indirect Support	7300-7399	(\$36,972.85)	(\$36,972.85)	\$36,973.00	(100.00)	200.00
9) Total Expenditures		\$2,107,744.47	\$24,070,071.88	\$28,287,032.68	85.09	14.91
OTHER FINANCING SOURCES/USES						
1) Transfers						
A) Transfers In	8910-8929	\$25,265.16	\$277,916.80	\$531,599.65	52.28	47.72
B) Transfers Out	7610-7629	\$22,707.51	\$249,782.91	\$744,677.68	33.54	66.46
3) Contributions	8980-8999	\$0.00	\$0.00	(\$2,178,482.68)	0.00	100.00
4) Total, Other Financing Sources/Uses		\$2,557.65	\$28,133.89	(\$2,391,560.71)	(58.49)	158.49
NET INCREASE (DECREASE) IN FUND BALANCE		(\$24,575.96)	\$3,453,391.98	(\$1,346,843.54)		
ENDING FUND BALANCE			\$21,098,641.99	\$16,298,406.47		


Fiscal Position Report
 May 2023

Fund: 0100 General Fund

		May Amount	YTD Amount	Working Budget	% of Budget	% Remain
BEGINNING BALANCE						
Net Beginning Balance	9791-9795		\$19,962,812.98	\$19,962,812.98		
REVENUES						
1) LCFF Sources	8010-8099	\$1,229,058.40	\$17,219,642.82	\$19,447,672.00	88.54	11.46
2) Federal Revenues	8100-8299	\$1,254,767.00	\$11,461,384.86	\$11,039,800.33	103.82	(3.82)
3) Other State Revenues	8300-8599	\$564,232.00	\$5,361,093.57	\$7,270,384.34	73.74	26.26
4) Other Local Revenues	8600-8799	\$86,006.23	\$1,025,553.63	\$914,457.78	112.15	(12.15)
5) Total, Revenues		\$3,134,063.63	\$35,067,674.88	\$38,672,314.45	90.68	9.32
EXPENDITURES						
1) Certificated Salaries	1000-1999	\$1,208,446.59	\$12,421,357.84	\$14,330,506.17	86.68	13.32
2) Classified Salaries	2000-2999	\$379,345.04	\$4,198,526.18	\$4,603,729.42	91.20	8.80
3) Employee Benefits	3000-3999	\$648,357.67	\$6,868,878.47	\$9,019,366.02	76.16	23.84
4) Books and Supplies	4000-4999	\$58,653.27	\$1,336,761.07	\$2,252,980.40	59.33	40.67
5) Services, Oth Oper Exp	5000-5999	\$316,086.69	\$2,899,680.05	\$3,926,682.85	73.85	26.15
6) Capital Outlay	6000-6999	\$100,463.50	\$760,463.79	\$1,824,210.08	41.69	58.31
7) Other Outgo(excl. 7300`s)	7100-7499	\$4,911.00	\$49,655.00	\$311,277.00	15.95	84.05
8) Direct/Indirect Support	7300-7399	\$0.00	\$0.00	\$88,065.85	0.00	100.00
9) Total Expenditures		\$2,716,263.76	\$28,535,322.40	\$36,356,817.79	78.49	21.51
OTHER FINANCING SOURCES/USES						
1) Transfers						
A) Transfers In	8910-8929	\$25,265.16	\$277,916.80	\$531,599.65	52.28	47.72
B) Transfers Out	7610-7629	\$22,707.51	\$249,782.91	\$744,677.68	33.54	66.46
3) Contributions	8980-8999	\$0.00	\$0.00	\$0.00	0.00	100.00
4) Total, Other Financing Sources/Uses		\$2,557.65	\$28,133.89	(\$213,078.03)	41.35	58.65
NET INCREASE (DECREASE) IN FUND BALANCE		\$420,357.52	\$6,560,486.37	\$2,102,418.63		
ENDING FUND BALANCE			\$26,523,299.35	\$22,065,231.61		

Thomas Addington
Superintendent

15783 18th Avenue
Lemoore, CA 93245
Telephone (559) 924-3405
Fax (559) 924-1153



Central Union School District
Lemoore, CA

To: Tom Addington
From: Cindee Rael
Date: June 12, 2023

For Board Meeting

- Action (Consent or New Business)
 Information

Item:

Local Control Accountability Plan (LCAP) 2023-24, 1st Reading

Rationale/Purpose:

The District Annually completes the LCAP which is a state plan designed to demonstrate use of LCFF (State) funds.

Each LEA's LCAP report the District data relative to each of the required metrics. This data is analyzed along with input from Educational Partners Engagement in the process of reviewing the 3-year LCAP to determine any adjustments needed for continued growth.

Fiscal Impact:

Planned use of LCFF Funding is included in the LCAP.

Recommendation:

Approve First reading of the LCAP.



Central Union School District

Lemoore, CA

LCFF Budget Overview for Parents

Local Educational Agency (LEA) Name: Central Union Elementary Sch Dist

CDS Code: 16-63883-0000000

School Year: 2023-24

LEA contact information:

Cindee Rael

Coordinator of Curriculum & Instruction

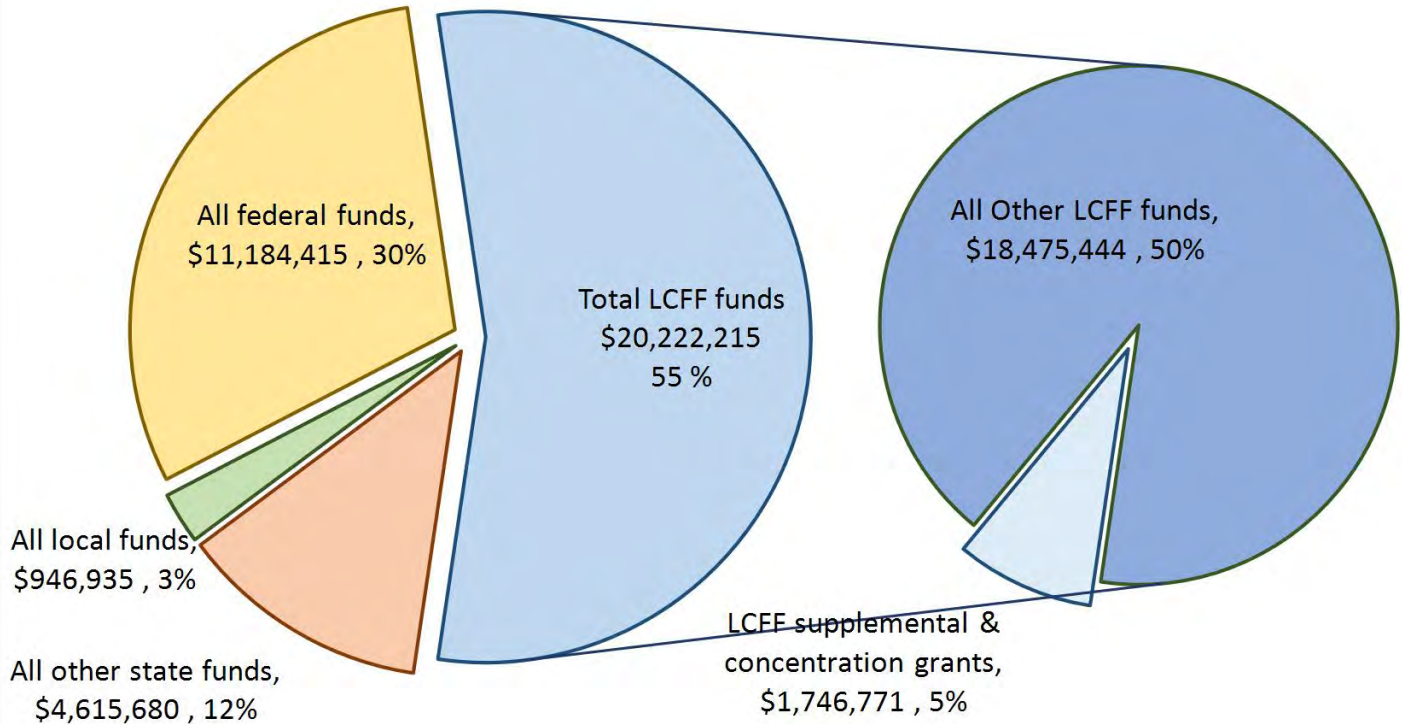
crael@central.k12.ca.us

5599243405

School districts receive funding from different sources: state funds under the Local Control Funding Formula (LCFF), other state funds, local funds, and federal funds. LCFF funds include a base level of funding for all LEAs and extra funding - called "supplemental and concentration" grants - to LEAs based on the enrollment of high needs students (foster youth, English learners, and low-income students).

Budget Overview for the 2023-24 School Year

Projected Revenue by Fund Source

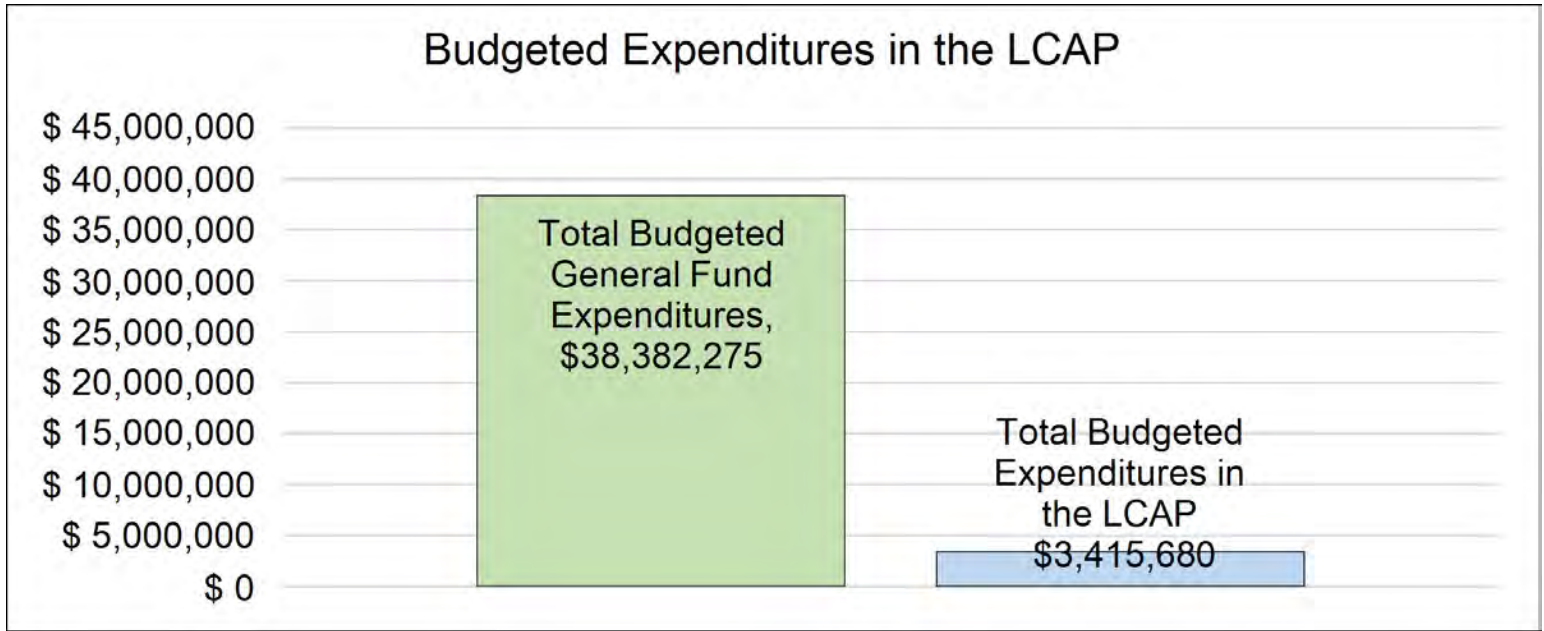


This chart shows the total general purpose revenue Central Union Elementary Sch Dist expects to receive in the coming year from all sources.

The text description for the above chart is as follows: The total revenue projected for Central Union Elementary Sch Dist is \$36,969,245, of which \$20,222,215 is Local Control Funding Formula (LCFF), \$4,615,680 is other state funds, \$946,935 is local funds, and \$11,184,415 is federal funds. Of the \$20,222,215 in LCFF Funds, \$1,746,771 is generated based on the enrollment of high needs students (foster youth, English learner, and low-income students).

LCFF Budget Overview for Parents

The LCFF gives school districts more flexibility in deciding how to use state funds. In exchange, school districts must work with parents, educators, students, and the community to develop a Local Control and Accountability Plan (LCAP) that shows how they will use these funds to serve students.



This chart provides a quick summary of how much Central Union Elementary Sch Dist plans to spend for 2023-24. It shows how much of the total is tied to planned actions and services in the LCAP.

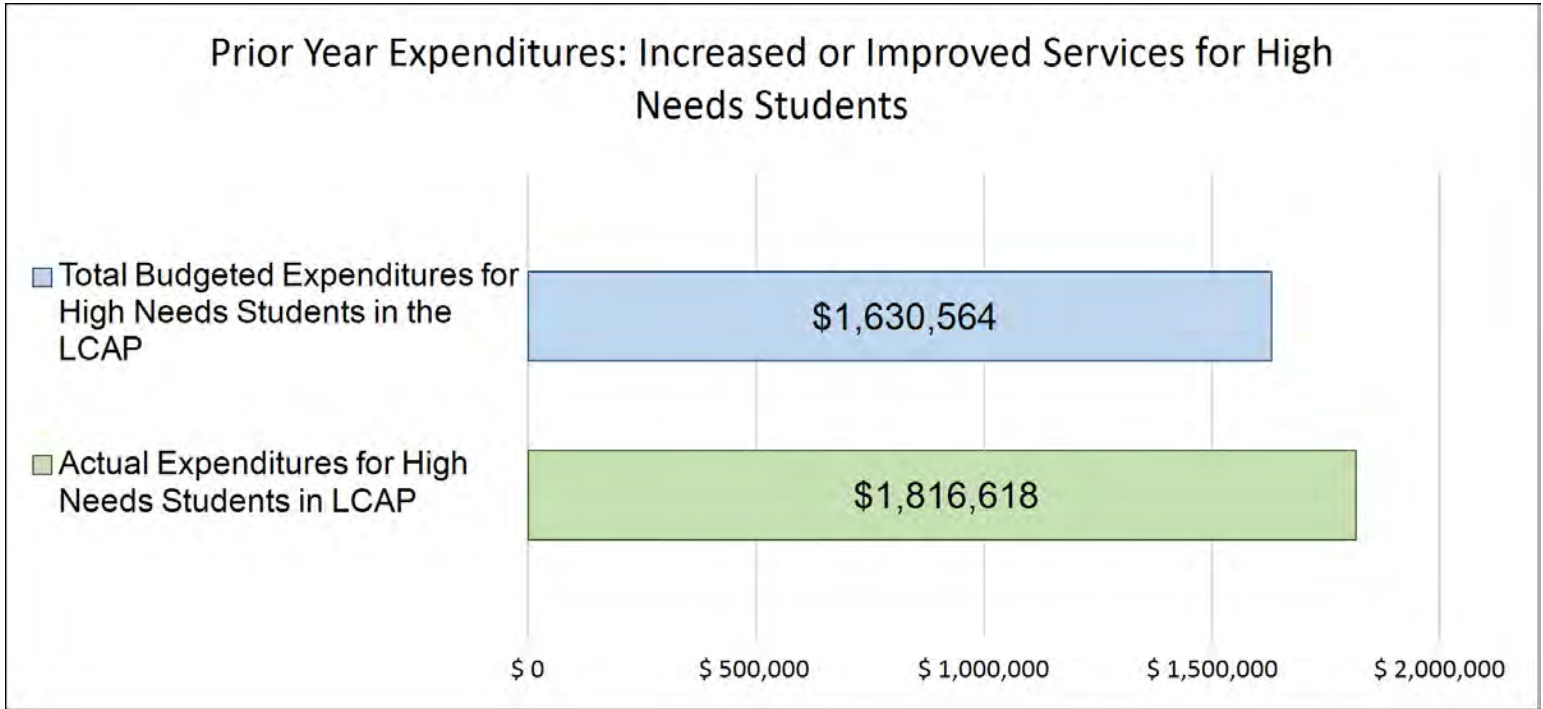
The text description of the above chart is as follows: Central Union Elementary Sch Dist plans to spend \$38,382,275 for the 2023-24 school year. Of that amount, \$3,415,680 is tied to actions/services in the LCAP and \$34,966,595 is not included in the LCAP. The budgeted expenditures that are not included in the LCAP will be used for the following:

Increased or Improved Services for High Needs Students in the LCAP for the 2023-24 School Year

In 2023-24, Central Union Elementary Sch Dist is projecting it will receive \$1,746,771 based on the enrollment of foster youth, English learner, and low-income students. Central Union Elementary Sch Dist must describe how it intends to increase or improve services for high needs students in the LCAP. Central Union Elementary Sch Dist plans to spend \$1,830,209 towards meeting this requirement, as described in the LCAP.

LCFF Budget Overview for Parents

Update on Increased or Improved Services for High Needs Students in 2022-23



This chart compares what Central Union Elementary Sch Dist budgeted last year in the LCAP for actions and services that contribute to increasing or improving services for high needs students with what Central Union Elementary Sch Dist estimates it has spent on actions and services that contribute to increasing or improving services for high needs students in the current year.

The text description of the above chart is as follows: In 2022-23, Central Union Elementary Sch Dist's LCAP budgeted \$1,630,564 for planned actions to increase or improve services for high needs students. Central Union Elementary Sch Dist actually spent \$1,816,618 for actions to increase or improve services for high needs students in 2022-23.



Central Union School District

Lemoore, CA

Local Control and Accountability Plan

The instructions for completing the Local Control and Accountability Plan (LCAP) follow the template.

Local Educational Agency (LEA) Name	Contact Name and Title	Email and Phone
Central Union Elementary Sch Dist	Cindee Rael Coordinator of Curriculum & Instruction	crael@central.k12.ca.us 5599243405

Plan Summary [2023-24]

General Information

A description of the LEA, its schools, and its students in grades transitional kindergarten–12, as applicable to the LEA.

CUSD is an incredible place for educational opportunity for the children and families in our community. CUSD is proud of its history. It is through the labors and partnerships of staff, parents, and the community that CUSD achieves its successes. CUSD is a safe, caring, and academically oriented District. The District is confident that each child will have an excellent experience because of the combined efforts of its staff, parents, and community working with a common vision for ALL children.

CUSD Vision

Central Union Schools will be known as world-class quality schools for all students, empowering every student to excel to their highest potential.

CUSD Mission Statement

Central Union School District seeks to be an exemplary learning community. We build the foundation of this community through meaningful relationships, relevant and engaging learning, effective communication, and providing a safe atmosphere. Each student will be treated as an individual, given the tools to be a lifelong learner, and taught to function as a member of a group and as a productive member of society. We challenge ourselves to be better than we think we can be, and advocate for the greater good of our community. Our success in this mission will build lifelong, confident learners, who have the tools necessary for success in a changing world.

CUSD is comprised of 4 schools with 3 distinct populations.

Akers and Neutra Schools are located on the NAS Lemoore Base serving primarily military dependent students and some civilian employee dependents. These schools serve a very diverse population with the greatest number of ethnic groups of our schools. And while they have a relatively small English Learner population, it is again are our most diverse English Learners including more than 6 different languages. Central School is located near the Santa Rosa Rancheria, which belongs to the federally recognized Tachi Yokut tribe, and serves a significant Native American Population. And while our Native American students are often not in the Unduplicated student group, they have

historically been one of our most at risk student groups. Finally, Stratford School is located in a rural farming community with many of its students English Learners.

While the District is comprised of very different schools, it strives to provide a cohesive and equitable program to meet the needs of all students to ensure success. This is accomplished in part by Central's focused efforts in two key research and evidence-based practices to ensure greatest success for ALL Students. The District is actively working on the implementation and refinement of a Multi-Tiered System of Support (MTSS) addressing both the academic and social-emotional & behavioral needs of students. This includes Tier 1 guarantees for all students on both sides of this system. In addition, Tier 2 supports have been implemented focusing on providing the supports needed for students to meet grade level Essential Standards in ELA and Math. Tier 2 continues to be refined for continuous improvement. Tier 3 supports for our most at risks students is also being addressed. Secondly, the district is committed to an effective and sustainable Professional Learning Community (PLC). Both classified and certificated staff have received training on the "why" for PLCs. Districtwide and Site level teams have been established and coaching of teams through partnerships has been provided. Administrators collaborate reviewing and analyzing District and Site data as well as sharing effective strategies leading to successes and asking questions. In Central Union, ALL means ALL.

CUSD is located in a rural community in the Central Valley. Pre-pandemic (2019-20), District enrollment was 1875, compared to 2022-23, enrollment of 1675. This loss of enrollment coupled with attendance challenges impact student learning, staff, and funding. Like most districts, we have seen increases in social-emotional, behavioral, and mental health needs in our students both in frequency and severity. Staff alike have been impacted as well both personally and professionally as they strive to meet the needs of their students and families.

Reflections: Successes

A description of successes and/or progress based on a review of the California School Dashboard (Dashboard) and local data.

DISTRICT SUCCESSES and/or PROGRESS BASED ON DATA AVAILABLE

ATTENDANCE

91.8% 2021-22 P2 Data

95.9% 2022-23 P2 Data

CHRONIC ABSENTEEISM Rate (DataQuest 2021-22)

Central Union Elementary School District 24.9%

Kings County 36.9%

Statewide 30.8%

2022-23 Local Data (SchoolZilla - May 2023)

All Students, 9.5%

Foster Youth, 4.8%
English Learners, 4.2%
Socio-economically Disadvantaged, 8.9%
SWD 12.1%
American Indian 20.2%
African American 6.8%

SUSPENSION RATE (SchoolZilla - May 2023 from CA Schools Dashboard Fall 2022)

All Students, High, 3.1% from 3.7%
Socio-economically, 2.5% from 3.7%
Foster Youth, Very High, 4.8% from 17.2%
SWD, 2.6% from 3.1%
American Indian, 5.2% from 9.3%

LEARNING IN BROAD COURSE OF STUDY

ELA 98%
Math 97%
Science 100%
Social Studies 99%
PE/Health 100%
Arts 100%
(Visual/Performing)
ELD for ELs 100%
(T2 Data)

Middle School Drop out Rate 0%
(CALPADS Reports 1.12 (2022-23)

Expulsion Rate
0%
(DataQuest 2021-22 data)

2022-23 ADDITIONAL LOCAL DATA

ENGLISH LANGUAGE ARTS

iReady ELA Diagnostic Data indicates the number of students Proficient increased from 26.4% (Fall 22-23) to 55.3% (Spring 22-23)
English Learners 4.3% to 28.1%
Foster Youth 10% to 33.3%
Socio-Economically Disadvantaged (55.4% Spring 2023)
SWD 4.7% to 27%
American Indian 8.1% to 30.1%
African American 31.5% to 59.2%

MATHEMATICS

iReady Math Diagnostic Data indicates the number of students Proficient increased from 13% (Fall 22-23) to 45.8% (Spring 22-23)
English Learners 2.2% to 20.9%
Foster Youth 15% to 47.6%
Socio-Economically Disadvantaged (44.2% Spring 2023)
SWD 8.9% to 31.2%
American Indian 1.6% to 23.9%
African American 9.2% to 43.8%

Although Attendance and Suspension Rates have not yet returned to pre-pandemic levels, through efforts in place, the district continues to see improvement (See previous Chronic Absenteeism in Identified Need Dashboard data). Local Academic data based on iReady Diagnostic shows significant growth in ELA and Math for students from Fall to Spring 22-23.

The LEA plans to build upon these successes:

Pre-COVID19, ALL students were making progress towards proficiency and student groups were demonstrating closing of learning gaps with a Multi-Tiered System of Supports (MTSS) in place and strong Professional Learning Communities focusing of data driven instruction. The district plans to build on successes by continuing to refine and strengthen MTSS and continue to support Professional Learning Communities with emphasis on the Continuous Cycle of Improvement by leveraging data.

Reflections: Identified Need

A description of any areas that need significant improvement based on a review of Dashboard and local data, including any areas of low performance and significant performance gaps among student groups on Dashboard indicators, and any steps taken to address those areas.

ATTENDANCE

91.8% 2021-22 P2 Data

CHRONIC ABSENTEEISM

Fall 2022 Dashboard, 7 of 10 Student Groups in Very High.

All Students, Very High, 25.2%
Socio-economically Disadvantaged, Very High, 29.9%
English Learners, Very High, 31.8%
Foster Youth, Very High, 41.4%
SWD, Very High, 32.4%
American Indian, Very High, 68.4%
Hispanic, Very High, 32.7%
Two or More Races, Very High, 23.4%

SUSPENSION RATE (Fall 2022 Dashboard)

All Students, High, 3.5%
Socio-economically Disadvantaged, High, 3.7%
English Learners, Medium, 1.9%
Foster Youth, Very High, 17.2%
SWD, High, 3.1%
American Indian, Very High, 9.3%

ACADEMIC INDICATOR - ENGLISH LANGUAGE ARTS (Fall 2022 Dashboard)

Fall 2022 Dashboard, 2 of 9 Student Groups in Very Low.

All Students, Low, 11.6 pts below standard
Socio-economically Disadvantaged, Low, 29.7 pts below standard
English Learners, Low, 62.2 pts below standard
Foster Youth, Very Low, 108.3 pts below standard
SWD, Very Low, 72.3 pts below standard
American Indian, Low, 68.7 pts below standard

ACADEMIC INDICATOR - MATHEMATICS (Fall 2022 Dashboard)

Fall 2022 Dashboard, 4 of 9 Student Groups in Very Low.

All Students, Low, 34.7 pts below standard
Socio-economically Disadvantaged, Low, 56.9 pts below standard
English Learners, Very Low, 96 pts below standard
Foster Youth, Very Low, 115.9 pts below standard
SWD, Very Low, 96.2 pts below standard
American Indian, Very Low, 99.5 pts below standard

Based on analysis of data, student groups most at risk are American Indians, Students with Disabilities, and Unduplicated Students. Attendance and Chronic Absenteeism Rates indicate that Student Engagement & Connectedness must continue to be a high priority. Like other Districts, Central is committed to accelerating learning for all students. The District will continue to focus on closing achievement gaps for student groups.

Central Union Elementary School District has been identified for Differentiated Assistance based on data for our Student with Disabilities, Foster Youth, and American Indian student groups. During the 22-23 year, the district partnered with Kings County Office of Education in analyzing data and completing a root cause analysis of these student groups' needs. Current year local data show strides already in addressing some of these areas, but 23-24 will include careful monitoring and continuous adjusting based on data. Pupil Engagement and School Climate are addressed in Goal 2. Pupil Achievement is in Goal 3.

Student groups are identified for the following reasons:

Students with Disabilities (SWD)
Pupil Engagement (Chronic Absenteeism)
Pupil Achievement (Academic Indicators ELA/Math)

Foster Youth (FY)
Pupil Engagement (Chronic Absenteeism)
Pupil Achievement (Academic Indicators ELA/Math)
School Climate (Suspension Rate)

American Indian (AI)
Pupil Engagement (Chronic Absenteeism)
School Climate (Suspension Rate)

In order to address our greatest areas of need, CUSD will

1. Engage Unduplicated Students, meeting their social-emotional needs and strengthening their school connections.
2. Continue its focus on ALL Means ALL.
This includes three key steps:
 - 1 - addressing the social-emotional and behavioral needs of our students
 - 2 - enabling students to achieve at high standards and engage productively
 - 3 - have access to and utilize timely data to carefully monitor progress of student groups priority areas

LCAP Highlights

A brief overview of the LCAP, including any key features that should be emphasized.

Goal 1: CONDITIONS FOR LEARNING leading to college and career readiness

Action 1: Basic Services (appropriately assigned and credentialed teachers, standards-aligned materials, facilities in good repair.)

Action 2: Implementation of State Standards (Grade level standards-aligned Instruction for Tier 1, Designated and Integrated ELD for English Learners.

Action 3: Broad Course of Study for ALL students

Goal 2: ENGAGE Parents, Students, and Community

Action 1: Engage Parents (Student Inventory, parent resources, input, 2-way communication system, and additional teacher contact.

Action 2: Engage Students (MTSS for Social-Emotional and Behavioral needs, Tier I SEL Curriculum, Trauma Informed Practices, Counselors and PE Teachers collaborating to promote Social and Emotional learning through physical Activity, SMART Goals and plans for celebrating

and improving attendance each site.)

Action 3: School Climate of Safety and Connectedness (Connectedness strategies at all sites, Resource Officer, Safety & Security Enhancements, Stop It (Bully Program), Raptor (screening of adults on campus), and Securly (internet filtering software))

Goal 3: ACHIEVEMENT of state adopted standards through data driven decision making

Action 1: PLC Process and MTSS/RTI (Comprehensive PD Plan, PD Materials/Supplies & Supplementary Materials, MTSS/RTI for Academics with emphasis on Essentials

Standards, Implement Balanced Assessment Plan including Academic Screener 3 times per year, Local Assessment & Data Management Systems for purposes of collaboration in monitoring and decision making, and Professional Learning Communities)

Action 2: Replace Technology Devices

Action 3: Targeted Additional Services (Summer Learning Opportunities and Targeted Interventions beyond the school day)

Action 4: Targeted Additional Services for English Learners (Targeted Intensive ELD and Intervention services beyond the school day)

Action 5: ELD Coaching & Supplementary Materials

Action 6: Instructional Aides

Action 7: Title I Program District Administrative Costs

Action 8: Title I Homeless Set-Aside - Services to Homeless students across the District.

Comprehensive Support and Improvement

An LEA with a school or schools eligible for comprehensive support and improvement must respond to the following prompts.

Schools Identified

A list of the schools in the LEA that are eligible for comprehensive support and improvement.

The LEA has no schools identified for CSI.

Support for Identified Schools

A description of how the LEA has or will support its eligible schools in developing comprehensive support and improvement plans.

The LEA has no schools identified for CSI.

Monitoring and Evaluating Effectiveness

A description of how the LEA will monitor and evaluate the plan to support student and school improvement.

The LEA has no schools identified for CSI.

Engaging Educational Partners

A summary of the process used to engage educational partners and how this engagement was considered before finalizing the LCAP.

Central uses a process to consult with Educational Partners on the LCAP and Annual update through both group and individual input opportunities. The process includes consultation with staff, parents, community and students. This is accomplished through meetings with a variety of committees/Educational Partner groups as well as Local Surveys for Parent/Guardians, Staff (Classified and Certificated), and students. A variety of modes are used to provide notification of meetings including email, ParentSquare, and phone calls. Data and Annual update information are also shared at meetings. Surveys and meetings also provided opportunity for questions and input. Translators are available at meetings if needed. Written translation of Agendas and Minutes are also provided as needed.

District Advisory Committee (DAC) - includes Parents (including parents of English Learner and Student with Exceptional Needs), Administrators, and Community Members

October 6, 2022

February 2, 2023

April 13, 2023

Indian Education Counsel (IEC)

October 18, 2022

November 15, 2022

February 21, 2022

March 14, 2023

April 18, 2023

District English Learner Advisory Committee (DELAC)

October 27, 2022

January 26, 2023

March 9, 2023

April 27, 2023

Local Bargaining Units

Certificated - May 30 and June 2, 2023

Classified Bargaining Units - May 31, 2023

Kings County SELPA - June 2, 2023

District Board Meetings - includes Community Members

September 12, 2022
October 17, 2022
February 13, 2023
June 12, 2023 (Public Hearing)
June 16, 2023 (Adoption)

In addition to the above district committee's sites share information and opportunity for input at the site through Staff Meetings, English Learner Advisory Committees (ELAC), and School Site Counsel (SSC) Meetings.

LEA Staff (classified, teachers, and administrators) were provided an opportunity to provide input through the 2022-23 Survey.

Parents/Community provided input through the 2022-23 Survey (as well as various committees listed above).

Students provided input to the LCAP through the Winter 2023 Student Survey.

Members of the public were notified of the opportunity to submit comments regarding specific actions and expenditures proposed to be included.

A summary of the feedback provided by specific educational partners.

Feedback from specific educational partner groups included:

District Advisory Committee (DAC) - Feedback from this group was that the 3-year plan was working overall. They indicated that ELD Coaching (Goal 3.5) should continue. They suggested refining of progress monitoring of English Learners.

District English Learner Advisory Committee (DELAC) - Parents indicate that needs of their students are being met. Overall, they indicated that 3-year plan was still appropriate and working. Parent member express a need for assistance for them in helping their children. A concern was expressed about more parents needing to attend opportunities for information and opportunity to ask questions. It was shared that not all parents are comfortable with technology. The committee recommended continuing with the Interventions (Goal 3.3) throughout the year.

Indian Education Counsel (IEC) - Feedback from this group was that the 3-year plan was working overall. Feedback primarily centered around Goal 2. They indicated that "Parents need to be more involved" (Goal 2.1). In order to increase student Engagement (Goal 2.2) and Sense of Connectedness (Goal 2.3), they recommended "promoting more cultural connectedness with the school" and gave examples of writing prompts and projects that would benefit from a few options to considering culture. The committee recommended the continuation of project based learning and the use of student presentations as both "engaging and powerful" learning tools that "develop a sense of pride in students" (Goal 1.2 Standards aligned instruction and Goal 3.1 MTSS/RTI - Rigorous Tier 1 Instruction). IEC noted the district's improvements with attendance and academics this year and encourage continued improvement.

Local Bargaining Units did not recommend any significant changes to the 3-year plan. They did indicate that Panorama Survey (Supporting Goal 2.2 and 2.3) data is providing good information and next steps would be greater understanding of resources available in Panorama to respond based on the data. The importance of clarity at each site of School-wide Expectations including in each area of the campus for students' behavioral success (Goal 2.2).

LEA Staff (classified, teachers, and administrators)- Overall, staff surveys indicate a continued support of actions included in the goals of the current 3-year plan. Staff Surveys recommend continuing interventions, continuing on our PLC Journey and MTSS in a focused way, and the supports in place for students. Staff note that student post pandemic behaviors continue to be a concern with refinement needed in the behavior side of MTSS.

Kings County SELPA - During the consultation the SELPA was please to see the 2023-24 local data showing the progress the district is making with student groups in Goal 2 focused on Student social-emotional behavioral well-being, connectedness and sense of safety and Goal 3 student achievement. For goal 2, the SELPA shared an effective practice other districts are using to reduce chronic absenteeism. The practice will be shared with sites to support them in further reducing Chronic Absenteeism. A practice for increasing student connectedness of students not connected that other districts are having success using was also share and will be communicated to sites. The SELPA suggested consideration for actively seeking out SWD to join/participate in activities and monitoring of rate participation of SWD compared to other students.

Students - Student Surveys show the significant impact on relationships (connectedness) and sense of safety with students recovering in these area. The data indicates the significant need for ongoing actions addressing the social, emotional, and mental health needs of students. Students also report need in Emotional Regulation - knowing how to manage their moods and remain calm when things go wrong. They indicate the importance of P.E. teachers and technology in supporting their learning.

Trends that emerged

Educational Partners consistently affirmed the Goals and Actions in the current 3-year plan. The District should continue: focus on Attendance & Chronic Absenteeism, interventions, collaboration of PE and Counselors, and student supports. Refinements recommended were more increased numbers of parents and greater, Behavioral site of MTSS (Goal 2.2),

A description of the aspects of the LCAP that were influenced by specific input from educational partners.

For Goal 1: Basic Services

Educational partners agree that appropriately credentialed and assigned staff, standards aligned instructional materials, and schools in good repair are important. The District has and will consistently provide this and no input indicating needs or changes were provided.

For Goal 2: Engagement

Consistently Educational Partners indicated the concern for students social, emotional, and behavioral well being. Goal 2, Action 2 focuses on Actively Engaging Students in the Learning Process. It includes the implementation of MTSS for social, emotional, and behavioral needs, Social Emotional Curriculum, Counselors, and Engaging PE with coaches collaborating with counselors. Partners express the need for greater parent participation in opportunities for Parent Engagement opportunities for gaining information and understanding in partnering for their child's success. This will continue to be a focus. Goal 2, Action 1 focuses on Engaging Parents in the Learning process and includes resources and opportunities for parents and parent committees communicated to families through a system for 2-way communication with embedded translation. Based on input, more parent resources will be shared as a part of the existing action.

For Goal 3: Achievement

All educational partner groups expressed ongoing needs for Intervention and accelerating learning (Goal 3, Action 3 and 4). Input included continued work in PLCs, Academic Screener, focused PLCs and Professional Learning, which are included in Goal 3, Action 1.

Goals and Actions

Goal

Goal #	Description
1	All Students will be provided the CONDITIONS FOR LEARNING leading to college and career readiness. They will receive a broad educational program delivered by qualified staff using standards aligned instructional materials in facilities which are well maintained.

An explanation of why the LEA has developed this goal.

Ensuring the Conditions for Learning are in place and ALL students have equitable access to them is foundational to student success.

Goal developed to address the following State Priorities and measured by the aligned metrics: (See Baseline data below)

- Priority 1 - Basic Services
- Priority 2 - Implementation of State Standards
- Priority 7 - Access to Broad Course of Study

Measuring and Reporting Results

Metric	Baseline	Year 1 Outcome	Year 2 Outcome	Year 3 Outcome	Desired Outcome for 2023–24
1A Teachers appropriately assigned & fully credentialed	Met (Priority 1 Basic Services at School: Self-Reflection Tool)	Met (Priority 1 Basic Services at School: Self-Reflection Tool)	Met (Priority 1 Basic Services at School: Self-Reflection Tool)		Met (Priority 1 Basic Services at School: Self-Reflection Tool)
1B Pupil Access to standards-aligned Instructional Materials	1A Teachers With Full Credential - 99 Without Full Credential - 2	1A Teachers With Full Credential - 103 Without Full Credential - 0	1A Teachers appropriately assigned & fully credentialed. 100% Teachers appropriately assigned		1A Teachers appropriately assigned & fully credentialed. 100% Teachers appropriately assigned
1C Facilities maintained in good repair	Teaching Outside Subject Area of Competence (with full credential) - 0	Teaching Outside Subject Area of Competence (with full credential) - 0	100% Teachers fully credentialed		100% Teachers fully credentialed

Metric	Baseline	Year 1 Outcome	Year 2 Outcome	Year 3 Outcome	Desired Outcome for 2023–24
	<p>1B Instructional Materials Instructional Materials 100% - Goal Met.</p> <p>1C Facilities 100% Facilities Good or Better - Goal Met.</p>	<p>1B Instructional Materials Instructional Materials 100% - Goal Met.</p> <p>1C Facilities 100% Facilities Good or Better - Goal Met.</p>	<p>(State teacher data not available. Local data from HR)</p> <p>1B Instructional Materials Instructional Materials 100% - Goal Met.</p> <p>1C Facilities 100% Facilities Good or Better - Goal Met.</p> <p>(2022 SARCs)</p>		<p>1B Instructional Materials Instructional Materials 100% - Goal Met.</p> <p>1C Facilities 100% Facilities Good or Better - Goal Met.</p>
2A Implementation of SBE adopted content and performance standards	<p>Met (Priority 2: Implementation of State Standards Reflection Tool)</p> <p>1. PD for teaching to Standards 4-Full Implementation 2. Instructional Materials aligned to Standards 5-Full Implementation & Sustainability 3. Policies & Programs supporting staff in identifying where they can improved 4-Full Implementation</p>	<p>Met (Priority 2: Implementation of State Standards Reflection Tool)</p> <p>1. PD for teaching to Standards 4-Full Implementation 2. Instructional Materials aligned to Standards 5-Full Implementation & Sustainability 3. Policies & Programs supporting staff in identifying where they can improved 4-Full Implementation</p>	<p>Met (Priority 2: Implementation of State Standards Reflection Tool)</p> <p>*Providing PD for teaching Standards 4 *Instructional Materials aligned to Standards 5 *Progress Implementing Policies & Programs supporting staff in identifying where they can improved 4 *Other Adopted Academic Standards 3</p>		<p>Met (Priority 2: Implementation of State Standards Reflection Tool)</p> <p>*Providing PD for teaching Standards 4 *Instructional Materials aligned to Standards 5 *Progress Implementing Policies & Programs supporting staff in identifying where they can improved remained a 4 *Other Adopted Academic Standards 4</p>

Metric	Baseline	Year 1 Outcome	Year 2 Outcome	Year 3 Outcome	Desired Outcome for 2023–24
	*Other Adopted Academic Standards 3-Initial Implementation *Support for Teachers and Administrators 4- Full Implementation	*Other Adopted Academic Standards 3-Initial Implementation *Support for Teachers and Administrators 4- Full Implementation	*Support for Teachers and Administrators 4		*Support for Teachers and Administrators 4
2B Programs/Services enable ELs to access CA and ELD Standards	Met (Priority 2: Implementation of State Standards Reflection Tool) See details above. 100% ELs access and enrollment in courses aligned to CA State Standards. 100% ELs access and enrollment in ELD. (2020-21 Master Schedule)	Met (Priority 2: Implementation of State Standards Reflection Tool) See details above. 100% ELs access and enrollment in courses aligned to CA State Standards. 100% ELs access and enrollment in ELD. (2021-22 Master Schedule)	Met (Priority 2: Implementation of State Standards Reflection Tool) See details above. 100% ELs access and enrollment in courses aligned to CA State Standards. 100% ELs access and enrollment in ELD. (2022-23 Master Schedule)		Met (Priority 2: Implementation of State Standards Reflection Tool) See details above. 100% ELs access and enrollment in courses aligned to CA State Standards. 100% ELs access and enrollment in ELD. (2023-24 Master Schedule)
7A Broad Course of study	100% Students have access to ELA, Math, Science, HSS, Physical Education/Health and Integrated Visual and Performing Arts 100% ELD for ELs	100% Students have access to ELA, Math, Science, HSS, Physical Education/Health and Integrated Visual and Performing Arts 100% ELD for ELs	100% Students have access to ELA, Math, Science, HSS, Physical Education/Health and Integrated Visual and Performing Arts 100% ELD for ELs		100% Students have access to ELA, Math, Science, HSS, Physical Education/Health and Integrated Visual and Performing Arts 100% ELD for ELs

Metric	Baseline	Year 1 Outcome	Year 2 Outcome	Year 3 Outcome	Desired Outcome for 2023–24
	(2020-21 Master Schedule)	(2021-22 Master Schedule)	(2022-23 Master Schedule)		(2023-24 Master Schedule)
7B Programs/Services Unduplicated Students	100% Unduplicated Students have access to ELA, Math, Science, HSS, Physical Education/Health and Integrated Visual and Performing Arts 100% ELD for ELs (2019-20 Master Schedule)	100% Unduplicated Students have access to ELA, Math, Science, HSS, Physical Education/Health and Integrated Visual and Performing Arts 100% ELD for ELs (2021-22 Master Schedule)	100% Unduplicated Students have access to ELA, Math, Science, HSS, Physical Education/Health and Integrated Visual and Performing Arts 100% ELD for ELs (2022-23 Master Schedule)		100% Unduplicated Students have access to ELA, Math, Science, HSS, Physical Education/Health and Integrated Visual and Performing Arts 100% ELD for ELs (2023-24 Master Schedule)
7C Programs/Services Students with exceptional needs	100% Students with exceptional needs have access to ELA, Math, Science, HSS, Physical Education/Health and Integrated Visual and Performing Arts 100% ELD for ELs (2019-20 Master Schedule)	100% Students with exceptional needs have access to ELA, Math, Science, HSS, Physical Education/Health and Integrated Visual and Performing Arts 100% ELD for ELs (2021-22 Master Schedule)	100% Students with exceptional needs have access to ELA, Math, Science, HSS, Physical Education/Health and Integrated Visual and Performing Arts 100% ELD for ELs (2022-23 Master Schedule)		100% Students with exceptional needs have access to ELA, Math, Science, HSS, Physical Education/Health and Integrated Visual and Performing Arts 100% ELD for ELs (2023-24 Master Schedule)

Actions

Action #	Title	Description	Total Funds	Contributing
1.1	Provide all students access to Basic Services	<p>All Students will have access to (1)appropriately assigned and credentialed teachers, (2)their own copy of standards-aligned materials, (3)facilities that, at a minimum, meet the standard of "good repair." (Including guidance and protocols for cleaning and sanitation for COVID19 based on current CDC and County Health Dept. guidance.)</p> <p>Aligned to Priority 1 Basic Conditions Measured by Metrics 1A, 1B, and 1C Local Indicator: Priority 1 Basic Conditions at School Self-Reflection Tool</p>	\$408,113.00	No
1.2	Continue to Implement State Standards including programs/services that enable English Learners to access CA and ELD Standard.	<p>Grade level standards-aligned instruction for all students in Tier 1. All English Learners will be provided both Designated and Integrated ELD as part of core curriculum. (Instruction provided by staff provided in Action 1. No Additional cost).</p> <p>Aligned to Priority 2 Measured by Metrics 2A and 2B Local Indicator: Priority 2 Implementation of State Standards Self-Reflection Tool</p>	\$0.00	No
1.3	Broad Course of Study	<p>All Students will have access to a Broad Course of Study including Unduplicated students and students with exceptional needs. (Instruction provided by staff provided in Action 1. No Additional cost).</p> <p>Aligned to Priority 7 Access to Broad Course of Study Measured by Metrics 7A, 7B, and 7C (Master Schedule) Local Indicator: Priority 7 Pupil Access Self-Reflection Tool</p>	\$0.00	No

Goal Analysis [2022-23]

An analysis of how this goal was carried out in the previous year.

A description of any substantive differences in planned actions and actual implementation of these actions.

There are no substantive differences in planned actions and actual implementation of these actions.

An explanation of material differences between Budgeted Expenditures and Estimated Actual Expenditures and/or Planned Percentages of Improved Services and Estimated Actual Percentages of Improved Services.

There are no material differences between Budgeted Expenditures and Estimated Actual Expenditures. This goal does not include any Actions contributing to Increased or Improved Services.

An explanation of how effective the specific actions were in making progress toward the goal.

All three actions have been very effective in meeting our goal of All Students will be provided the CONDITIONS FOR LEARNING leading to college and career readiness. Metric expectations for all 3 State Priorities (Priority 1 - Basic Services, Priority 2 - Implementation of State Standards, and Priority 7 - Access to Broad Course of Study aligned) to Goal 1 have been met.

A description of any changes made to the planned goal, metrics, desired outcomes, or actions for the coming year that resulted from reflections on prior practice.

No Changes

A report of the Total Estimated Actual Expenditures for last year's actions may be found in the Annual Update Table. A report of the Estimated Actual Percentages of Improved Services for last year's actions may be found in the Contributing Actions Annual Update Table.

Goals and Actions

Goal

Goal #	Description
2	Parents, Students, and the community will be ENGAGED to participate collaboratively in the educational process.

An explanation of why the LEA has developed this goal.

Parents, Students, and the School Community partnering together is one of the best ways to create a positive learning environment and support student success.

2023-24 Focus

- The District/Sites will continue to focus on sense of safety and connectivity to meet increased social-emotional needs of students.
- Careful monitoring, support, and adjusting in realtime for students in Student Groups for which the District was identified of Differentiated Assistance.
- Chronic Absenteeism: Very High for American Indians, Foster Youth, and Students with Disabilities.
- Suspension Rate: Very High for American Indians & Foster Youth, High for Students with Disabilities
- District/Sites seeking to engage and support more parents as they partner in their student's learning, including sharing additional parent resources.

Goal developed to address the following State Priorities and measured by the aligned metrics: (See Baseline data below)

Priority 3 - Parent Involvement
 Priority 5 - Pupil Engagement
 Priority 6 - School Climate

Measuring and Reporting Results

Metric	Baseline	Year 1 Outcome	Year 2 Outcome	Year 3 Outcome	Desired Outcome for 2023–24
3A Parental input in decision making	94.1% Parents Agree 2021 Local Survey Parent Survey	92.4% Parents Agree 2022 Local Survey Parent Survey	61% Parents Agree 2023 Local Parent Survey		95% Parents Agree 2023-24 Local Survey Parent Survey

Metric	Baseline	Year 1 Outcome	Year 2 Outcome	Year 3 Outcome	Desired Outcome for 2023–24
3B Promote parent participation - unduplicated pupils	96.1% Parents Agree 2021 Local Survey Parent Survey (Parents of Unduplicated pupils)	93.3% Parents Agree 2022 Local Survey Parent Survey (Parents of Unduplicated pupils)	74% Parents Agree 2023 Local Parent Survey		97% Parents Agree 2023-24 Local Survey Parent Survey (Parents of Unduplicated pupils)
3C Promote parent participation - exceptional needs	100% Parents Agree 2021 Local Survey Parent Survey (parent of pupils with exceptional needs)	95.7% Parents Agree 2022 Local Survey Parent Survey (parent of pupils with exceptional needs)	80% Parents Agree 2023 Local Parent Survey		100% Parents Agree 2023-24 Local Survey Parent Survey (parent of pupils with exceptional needs)
5A School Attendance Rates	96.98% 2020-21 P2 Data	91.8% 2021-22 P2 Data	95.9% 2022-23 P2 Data		98% 2023-24 P2 Data
5B Chronic Absenteeism	Chronic Absenteeism Rate Indicator 2.7% Green. Low (Fall 2019 Dashboard/DataQuest 2018-19) Chronic Absenteeism 6% March 2021 SchoolZilla	Chronic Absenteeism Rate Indicator Not available Chronic Absenteeism Rate 6.5% All Students 14.3% Foster Youth DataQuest 2020-21 Chronic Absenteeism All Students 26.5% Foster 41.2% English Learners 34.7%	CA Schools Dashboard 2022 Chronic Absenteeism Indicator All Students Very High, 25.2% Socio-economically Disadvantaged Very High, 29.9% English Learners Very High, 31.8% Foster Youth		Chronic Absenteeism Rate Indicator Green. Low (Fall 2023 Dashboard: 2022-23 data)

Metric	Baseline	Year 1 Outcome	Year 2 Outcome	Year 3 Outcome	Desired Outcome for 2023–24
		Socioeconomically Disadvantaged 25.9% (SchoolZilla - Spring 2022)	Very High, 41.4% SWD Very High, 32.4% American Indian Very High, 68.4%		
5C Middle School Drop out Rate	Middle School Drop out Rate 0% (CALPADS Reports 1.12 (2020-21))	Middle School Drop out Rate 0% (CALPADS Reports 1.12 (2021-22))	Middle School Drop out Rate 0% (CALPADS Reports 1.12 (2022-23))		Middle School Drop out Rate 0% (CALPADS Reports 1.12 (2023-24))
5D High School Drop-out 5E High School Graduation Rate	Not Applicable/H.S Measure	Not Applicable/H.S Measure	Not Applicable/H.S Measure		Not Applicable/H.S Measure
6A Pupil Suspension	Suspension Rate Indicator Green, 1.9% ALL Orange, 2.6% American Indian 2.4%, Orange English Learners Orange, 2.7% Two or More Races (Fall 2019 Dashboard/DataQuest 2018-19) Suspension Rate 2.1%	Suspension Rate Indicator CA Schools Dashboard data not available for Fall 2021. Suspension Rate 0.3% ALL American Indian 0% English Learners - 0% Socioeconomically Disadvantaged 0.3% Two or More Races 0%	CA Schools Dashboard 2022 Suspension Rate Indicator All Students High, 3.5% Socio-economically Disadvantaged High, 3.7% English Learners Medium, 1.9% Foster Youth		Suspension Rate Indicator Green, 1.8% (Fall 2023 Dashboard: 2022-23 data) Suspension Rate 1.9% DataQuest 2022-23

Metric	Baseline	Year 1 Outcome	Year 2 Outcome	Year 3 Outcome	Desired Outcome for 2023–24
	(DataQuest 2019-20 data)	Students with Disabilities 1% Foster 0% (DataQuest 2020-21 data) Suspension Rate All Students 3.5% Foster Students 11.8% Socioeconomically Disadvantaged 2.9% (Schoolzilla- Spring 2022)	Very High, 17.2% SWD High, 3.1% American Indian Very High, 9.3%		
6B Pupil Expulsion	Expulsion Rate 0.10% (DataQuest 2019-20 data)	Expulsion Rate 0% (DataQuest 2020-21 data)	Expulsion Rate 0% (DataQuest 2021-22 data)		Expulsion Rate 0.10% (CALPADS Report 7.3 and DataQuest 2022-23)
6C Local Measures – Sense of Safety and School Connectedness Pupils, Parents, Teachers	Sense of Safety Staff 87% Agree (Staff Survey) Sense of Connectedness Staff 75% Agree (Staff Survey) Sense of Safety	Sense of Safety Staff 83.5% Agree (Staff Survey) Sense of Connectedness Staff 76% Agree (Staff Survey) Sense of Safety	Sense of Safety Staff 77% Agree (Staff Survey) Sense of Connectedness Staff 61% Agree (Staff Survey) Sense of Safety 3-5 Students 53% 6-8 Students 63%		Sense of Safety Staff 89% Agree (Staff Survey) Sense of Connectedness Staff 78% Agree (Staff Survey) Sense of Safety 3-5 Students 85% Agree

Metric	Baseline	Year 1 Outcome	Year 2 Outcome	Year 3 Outcome	Desired Outcome for 2023–24
	<p>K-2 Students 88% Agree 3-8 Students 89% Agree (Student Surveys)</p> <p>Sense of Connectedness K-2 Students 93% Agree 3-8 Students 79% Agree (Student Surveys)</p> <p>Sense of Safety Parents 99.5% Agree (Parent Survey)</p> <p>Sense of Connectedness Parents 86.7% Agree (Parent Survey)</p> <p>(2020-21 Local Surveys - Parents, Staff, and Students)</p>	<p>1-3 Students 77% Agree 4-8 Students 65% Agree (Student Surveys)</p> <p>Sense of Connectedness 1-3 Students 80% Agree 4-8 Students 66% Agree (Student Surveys)</p> <p>Sense of Safety Parents 98.7% Agree (Parent Survey)</p> <p>Sense of Connectedness Parents 93.8% Agree (Parent Survey)</p> <p>(2021-22 Local Surveys - Parents, Staff, and Students)</p>	<p>(Student Surveys)</p> <p>Sense of Connectedness 3-5 Students 71% 6-8 Students 50% (Student Surveys)</p> <p>Sense of Safety Parents 84% (Parent Survey)</p> <p>Sense of Connectedness Parents 70% Agree (Parent Survey)</p> <p>(2022-23 Local Surveys - Parents, Staff, and Students; % positive)</p>		<p>6-8 Students 80% Agree (Student Surveys)</p> <p>Sense of Connectedness 3-5 Students 85% Agree 6-8 Students 80% Agree (Student Surveys)</p> <p>Sense of Safety Parents 99.5% Agree (Parent Survey)</p> <p>Sense of Connectedness Parents 88% Agree (Parent Survey)</p> <p>(2023-24 Local Surveys - Parents, Staff, and Students)</p>

Actions

Action #	Title	Description	Total Funds	Contributing
2.1	Actively Engage Parents in the Learning Process	The District and Sites will (1)Build Relationships: - Support staff in learning about families through use of parent completed Student Inventory (strengths, culture, language, goals).	\$15,000.00	No

Action #	Title	Description	Total Funds	Contributing
		<p>(2)Build Partnerships for Student Outcomes: Provide parents Information & Resources to Support Learning at Home.</p> <p>(3)Seek Input for Decision Making - Provide opportunities to plan, design, implement and evaluate family engagement together (families, teachers, principals, and district admin.)</p> <p>(4)Sites will implement at least 1 new opportunity for teachers to meet with families.</p> <p>(5)System for 2-way communication between parents and teachers, sites, and/or District Office.</p> <p>Aligned to Priority 3 Parent Involvement Metric: Local Indicator Self-Reflection Tool for Priority 3 Parent Engagement Local Measure: Local Survey and Input from Committees</p>		
2.2	Actively Engage Students in the Learning Process	<p>The District and Sites will . . .</p> <p>(1)Implement Multi-Tiered System of Supports for Social-Emotional and Behavioral needs including Tier I SEL Curriculum and Trauma Informed Practices</p> <p>(2)Counselors and PE Teachers collaborating to promote Social and Emotional learning through physical Activity</p> <p>(3)Develop SMART Goals and plans for celebrating and improving attendance each site.</p> <p>Principally Directed for Unduplicated Students.</p> <p>Aligned to Priority 5 Pupil Engagement Measured by Metrics: School attendance, Chronic Absenteeism Rate, Middle School Drop out Rate</p>	\$1,037,876.00	Yes
2.3	Create and sustain a School Climate of	<p>The District and Sites will . . .</p> <p>(1)Implement planned Connectedness strategies at all sites</p> <p>(2)Resource Officer</p>	\$86,016.00	No

Action #	Title	Description	Total Funds	Contributing
	Safety and Connectedness	(3)Safety and Security Enhancements (4)Stop It (Bully Program) (5)Raptor (screening of adults on campus) (6)Securly (internet filtering software) Aligned to Priority 6 School Climate Measured by Metrics: Suspension Rate, Expulsion Rate, Local Measures of pupils', parents', and teachers' sense of Safety and Connectedness Local Measure: Local Survey		

Goal Analysis [2022-23]

An analysis of how this goal was carried out in the previous year.

A description of any substantive differences in planned actions and actual implementation of these actions.

There were no substantive differences in planned actions and actual implementation of these actions.

An explanation of material differences between Budgeted Expenditures and Estimated Actual Expenditures and/or Planned Percentages of Improved Services and Estimated Actual Percentages of Improved Services.

There are no material differences between Budgeted Expenditures and Estimated Actual Expenditures. Action 2.2, however, is contributing to Percentages of Improved Services and Estimated Actual Expenditures were \$37,972 more than Budgeted Expenditures.

An explanation of how effective the specific actions were in making progress toward the goal.

Parents are being engaged at all sites (Action 2.2). Parents report favorably (95%) that schools are welcoming to parents and 86% report feeling a sense of belonging with their child's school community. Further, 93% report that the school communicates well with people from their culture. A significant barrier identified is parent/family busy schedules for 39% of respondents. With only 57% of parents responding favorably to the school providing useful information on what they can do at home to help their child improve and learn, this is an area of refinement for this action moving forward. (Based on current local Parent Survey)

Actions 2.2 Actively Engage Students in the Learning Process is being effective. Like many district, CUESD continues to focus on improving attendance and reducing chronic absenteeism. Attendance patterns established over the past few years are proving challenging. However, this action is showing results. Based on May 2022 local data, Chronic Absenteeism Rate was 26.7% compared to 9.6% at the same time in 2023.

Although, the Fall 2022 Dashboard shows 7 of 10 Student Groups as Very High for Chronic Absenteeism, during 2022-23 we are seeing all groups make progress in reducing those rates evidence of the effectiveness of this action.

FALL 2022 DASHBOARD - reduced to - May 2023 local data (Schoolzilla)

All Students, Very High, 25.2% reduced to 9.5%

Socio-economically Disadvantaged, Very High, 29.9% reduced to 8.9%

English Learners, Very High, 31.8% reduced to 4.2%

Foster Youth, Very High, 41.4% reduced to 4.8%

SWD, Very High, 32.4% reduced to 12.4%

American Indian, Very High, 68.4% reduced to 20.2%

Hispanic, Very High, 32.7% reduced to 4.6

Two or More Races, Very High, 23.4% reduced to 8.4%

Create and sustain a School Climate of Safety and Connectedness (Action 2.3) is also making progress. Parents report favorable (93%) that their child feels safe at school. Students grades 3-5 respond favorably (82%) when asked how much support the adults at their school give them and 71% favorably regarding overall sense of belonging/connectedness. In grades 6-8, local surveys showed a 3% increase in student connectedness with peers from fall to winter, but in overall connectedness/sense of belonging 55% of students responded favorably.

Overall actions are supporting progress to the overall goal. However, the social-emotional and behavioral needs will continue to be high priority continuing into 2023-24.

A description of any changes made to the planned goal, metrics, desired outcomes, or actions for the coming year that resulted from reflections on prior practice.

Changes made to the planned Actions for the coming year include:

Action 2.2 Budgeted Expenditures increased from \$999,904.00 to \$1,037,876 based 2022-23 Estimated Actuals exceeding Budgeted Expenditures.

A report of the Total Estimated Actual Expenditures for last year's actions may be found in the Annual Update Table. A report of the Estimated Actual Percentages of Improved Services for last year's actions may be found in the Contributing Actions Annual Update Table.

Goals and Actions

Goal

Goal #	Description
3	All students will make progress towards proficient ACHIEVEMENT of state adopted standards through data driven decision making.

An explanation of why the LEA has developed this goal.

Preparing learners for their futures in a world that is rapidly changing is an ever moving target. Monitoring student progress towards proficiency, using data driven decision making, and providing the necessary learning opportunities and supports, are necessary to ensure all individual students and student groups are equipped to meet their futures with success.

2023-24 Focus

- The District/Sites will continue to focus on accelerating learning and closing learnig gaps for all students.
- Careful monitoring, support, and adjusting in real-time for students in Student Groups for which the District was identified of Differentiated Assistance (Students with Disabilities, Foster Youth, and American Indians).
 - Academic Indicators ELA/Math: Very Low on both indicators for Foster Youth, and Students with Disabilities.
 - American Indian Student Group not identified for Academic Indicators, however, Math Academic Indicator Very Low & ELA Academic Indicator Low

Goal developed to address the following State Priorities and measured by the aligned metrics: (See Baseline data below)
 Priority 4 - Pupil Achievement
 Priority 8 - Other Student Outcomes

Measuring and Reporting Results

Metric	Baseline	Year 1 Outcome	Year 2 Outcome	Year 3 Outcome	Desired Outcome for 2023–24
4A Statewide Assessments English Language Arts	Academic Performance Indicator: ELA ALL Students	Academic Performance Indicator: ELA CA Schools	Academic Performance indicator ELA All Students		Academic Performance Indicator: ELA ALL Students

Metric	Baseline	Year 1 Outcome	Year 2 Outcome	Year 3 Outcome	Desired Outcome for 2023–24
	Yellow, Medium 7 points above standard	Dashboard not Available	Low, 11.6 points below standards		Green 12 points above standard
	English Learners Yellow, Low 20.7 points below standard	Local Indicator - Percent Proficient STAR Reading Spring2 (May 2021)	English Learners Low, 62.2 points below standard		English Learners Yellow 5 points below standard
	Socioeconomically Disadvantaged Orange, Low 8.9 Points below Standard	43% ALL students 4.2% English Learners 22.8% Socioeconomically Disadvantaged	Socio-economically Disadvantaged Low, 29.7 points below standards		Socioeconomically Disadvantaged Green 1 Points above Standard
	Hispanic Orange, Low 8.9 Points below Standard	32.7% Hispanic 14.3% Native American 19% Students with Disabilities	American Indian Low, 68.7 points below standard		Hispanic Green 1 Points above Standard
	American Indian Orange, Low 59.4 Points below Standard		Students with Disabilities Very Low, 72.3 points below standard		American Indian Orange 50 Points below Standard
	Students with Disabilities Red, Very Low 72.1 Points below Standard (Dashboard: 2018-19 data)	ELA Proficiency All students 47% Foster Youth 35.7% • iReady (Spring 2022)	Foster Youth Very Low, 108.3 points below standard		Students with Disabilities Orange 50 Points below Standard (Dashboard: 2023-24 data)
			CA Schools Dashboard 2022		

Metric	Baseline	Year 1 Outcome	Year 2 Outcome	Year 3 Outcome	Desired Outcome for 2023–24
	STAR Reading March 2021 percent proficient 42.4%ALL students 12.5%English Learners 40.9%Socioeconomically Disadvantaged 30.6% Hispanic 14.3% Native American 20%Students with Disabilities				
4A Statewide Assessments Mathematics	Academic Performance Indicator: Math ALL Students Yellow, Medium 16.2 Points below Standard American Indian Yellow, Low 84.8 Points below Standard Students with Disabilities Red, Very Low 103.1 Points below Standard	Academic Performance Indicator: Math CA Schools Dashboard not Available Local Indicator - Percent Proficient STAR Math Spring2 (May 2021) 28.8% ALL Students 11.4% American Indian 14.3% Students with Disabilities 10.4% English Learners 14.9%	Academic Performance indicator Math All Students Low, 34.7 points below standards American Indian Very Low, 99.5 points below standard Students with Disabilities Very Low, 96.2 points below standard English Learners Very Low, 96 points below standard		Academic Performance Indicator: Math ALL Students Green 5 Points below Standard American Indian Yellow 60 Points below Standard Students with Disabilities Orange 80 Points below Standard

Metric	Baseline	Year 1 Outcome	Year 2 Outcome	Year 3 Outcome	Desired Outcome for 2023–24
	<p>English Learners Yellow, Low 42.9 Points below Standard</p> <p>Socioeconomically Disadvantaged Yellow, Low 30 Points below Standard</p> <p>Hispanic Orange, 33.3 Points below Standard (Dashboard: 2018-19 data)</p> <p>STAR Reading March 2021 percent proficient</p> <p>32.9% ALL Students 10.9% American Indian 15% Students with Disabilities 12.6% English Learners 30.8% Socioeconomically Disadvantaged 19.6% Hispanic</p>	<p>Socioeconomically Disadvantaged 17.9% Hispanic</p> <p>Math Proficiency All students 38.8% Foster Youth 20%% <ul style="list-style-type: none"> iReady (Spring 2022) </p>	<p>Socio-economically Disadvantaged Low, 56.9 points below standards</p> <p>Foster Youth Very Low, 115.9 points below standard</p> <p>CA Schools Dashboard 2022</p>		<p>English Learners Yellow 25 Points below Standard</p> <p>Socioeconomically Disadvantaged Green 10 Points below Standard</p> <p>Hispanic Yellow, 20 Points below Standard (Dashboard: 2023-24 data)</p>

Metric	Baseline	Year 1 Outcome	Year 2 Outcome	Year 3 Outcome	Desired Outcome for 2023–24
4B A-G Completion	Not Applicable/H.S Measure	Not Applicable/H.S Measure	Not Applicable/H.S Measure		Not Applicable/H.S Measure
4C Percentage of ELs making progress towards English Proficiency 4D English Learner Reclassification Rate	4C Percentage of ELs making progress towards English language proficiency 55.4%, High (Dashboard Fall 2019) 4D English Learner Reclassification Rate 26.5% (DataQuest 2019-20 data)	4C Percentage of ELs making progress towards English language proficiency Dashboard Not Available Spring 2020 Testing Suspended 13.98% Level 4 - Proficient 33.66% Level 3 23.57% Level 2 19.79% Level 1 Summative ELPAC 2020-21 (DataQuest) 4D English Learner Reclassification Rate 7.5% (DataQuest 2020-21 data)	CA Schools Dashboard 2022 4C Percentage of ELs making progress towards English Language Proficiency Low, 44.1% 4D English Learner Reclassification Rate 4.2% (DataQuest 2021-22 Data not available. Based on local data)		4C Percentage of ELs making progress towards English language proficiency 58%, High (Dashboard Fall 2022) 4D English Learner Reclassification Rate 15% (2021-22 DataQuest)
4E AP Exam 4F College Preparedness	Not Applicable/H.S Measure	Not Applicable/H.S Measure	Not Applicable/H.S Measure		Not Applicable/H.S Measure
8 Pupil Outcomes	Learning in Broad Course of Study	Learning in Broad Course of Study	Learning in Broad Course of Study		Learning in Broad Course of Study

Metric	Baseline	Year 1 Outcome	Year 2 Outcome	Year 3 Outcome	Desired Outcome for 2023–24
	ELA 88% Math 87% Science 93% Social Studies 91% PE/Health 93% Arts 86% (Visual/Performing) ELD for ELs 79% Each Site have at least 1 Performance or Exhibit including Visual and/or Performing Arts (suspended due to COVID)	ELA 96% Math 97% Science 98% Social Studies 97% PE/Health 100% Arts 100% (Visual/Performing) ELD for ELs 100% (T2 Data) Each Site had at least 1 Performance or Exhibit including Visual and/or Performing Arts	ELA 98% Math 97% Science 100% Social Studies 99% PE/Health 100% Arts 100% (Visual/Performing) ELD for ELs 100% (T2 Data) Each Site had at least 1 Performance or Exhibit including Visual and/or Performing Arts		ELA 98% Math 98% Science 98% Social Studies 98% PE/Health 100% Arts 100% (Visual/Performing) ELD for ELs 100% Each Site had at least 1 Performance or Exhibit including Visual and/or Performing Arts

Actions

Action #	Title	Description	Total Funds	Contributing
3.1	Implement PLC Process and MTSS/RTI	The District and Sites will . . . (1)Implement a Comprehensive PL Plan to build capacity of all staff (classified, certificated, and administration) (2) Administrators provided ongoing coaching to lead the work of PLCs & MTSS/RTI at their sites as the Instructional Leaders. (3)PD Materials/Supplies & Supplementary Materials (4)Implement MTSS/RTI for Academics with emphasis on Essentials Standards at each site (5)Implement Balanced Assessment Plan including Academic Screener 3 times per year, Formative, Interim, and Summative Assessments. (6)Local Assessment & Data Management Systems including access to local and state data for purposes of collaboration in monitoring and decision making.	\$328,670.00	No

Action #	Title	Description	Total Funds	Contributing
		<p>(7)Professional Learning Communities (District, Site, Teacher and Administrators) will actively collaborate around and make decisions based on data. (Weekly early release days are provided.)</p> <p>Aligned to Priority 4 Pupil Achievement Metrics: Statewide Assessments, Percentage of English Learners who make progress toward English Proficiency (ELPAC), English Learner Reclassification Rate</p> <p>Aligned to Priority 8 Other Student Outcomes Metrics: Students making Learning in Broad Course of Study (Trimester 2 grades)</p>		
3.2	Replace Technology Devices	<p>Replacement of instructional technology to ensure access to up-to-date technology and regular academic use. (400 new iPads)</p> <p>Aligned to Priority 8 Other Student Outcomes Metrics: Students making Learning in Broad Course of Study (Trimester 2 grades)</p>	\$278,827.00	No
3.3	Provide targeted additional services	<p>The District will provide . . .</p> <p>(1)Summer Learning Opportunities (2)Targeted Interventions (before school, after school, Saturdays)</p> <p>Aligned to Priority 4 Pupil Achievement Metrics: Statewide Assessments, Percentage of English Learners who make progress toward English Proficiency (ELPAC), English Learner Reclassification Rate</p> <p>Aligned to Priority 8 Other Student Outcomes Metrics: Students making Learning in Broad Course of Study (Trimester 2 grades)</p>	\$409,505.00	No

Action #	Title	Description	Total Funds	Contributing
3.4	Provide targeted additional services for English Learners	<p>The District will provide Target Intervention services beyond the school day.</p> <p>Aligned to Priority 4 Pupil Achievement Metrics: Statewide Assessments, Percentage of English Learners who make progress toward English Proficiency (ELPAC), English Learner Reclassification Rate</p>	\$13,591.00	Yes
3.5	ELD Coaching & Supplementary Materials	<p>The District will provide . . . (Title III Funded) (1)ELD Consultant to provide training and coaching to support staff in effectively meeting the needs of their English Learners. (improving Designated and/or Integrated ELD, and EL Intervention) (2)ELD supplementary materials</p> <p>Aligned to Priority 4 Pupil Achievement Metrics: Statewide Assessments, Percentage of English Learners who make progress toward English Proficiency (ELPAC), English Learner Reclassification Rate</p>	\$15,000.00	No
3.6	Instructional Aides	<p>Instructional Aides, principally directed for Unduplicated Students, will support small group instruction and assist in providing "just in time" supports in ELA, Math, and overall literacy. This action is principally directed to meet the needs of most at-risk students, our Unduplicated Students. Aides Salaries (70 staff)</p> <p>Aligned to Priority 4 Pupil Achievement</p>	\$778,742.00	Yes

Action #	Title	Description	Total Funds	Contributing
		<p>Metrics: Statewide Assessments, Percentage of English Learners who make progress toward English Proficiency (ELPAC), English Learner Reclassification Rate</p> <p>Aligned to Priority 8 Other Student Outcomes Metrics: Students making Learning in Broad Course of Study (Trimester 2 grades)</p>		
3.7	Title I Program District Administrative Costs	Title I Program administrative costs. (Title I Funded)	\$43,095.00	No
3.8	Title I Homeless Set-Aside	Funds set aside to provide a variety of services to homeless students. Includes services to assist homeless students in meeting the State's challenging academic standards and other services to help homeless students effectively take advantage of educational opportunities. (see also Consolidated Application) (Title I Funded)	\$1,500.00	No

Goal Analysis [2022-23]

An analysis of how this goal was carried out in the previous year.

A description of any substantive differences in planned actions and actual implementation of these actions.

Overall Actions were implemented as planned. However, in Action 3.2 Replace Technology Devices, devices with cellular capability were purchased rather than those without in the event of students needed to work remotely.

An explanation of material differences between Budgeted Expenditures and Estimated Actual Expenditures and/or Planned Percentages of Improved Services and Estimated Actual Percentages of Improved Services.

Action 3.2 Replace Technology cost \$278,827 which exceeded the \$242,550 budgeted due to the decision to purchase devices with cellular capability in the event needed.

Action 3.5 ELD Coaching & Supplementary Materials - Estimate Actuals are \$12,020 which is less than the Budgeted Expenditures due to discount pricing on the EL supplementary online materials and no materials cost from consultant as resources were provided digitally.

Action 3.6 Instructional Aides Estimated Actual Expenditures of \$778,742 exceeds the Budgeted Expenditures of \$617,069 due to increased salaries.

Action 3.7 Title I Program District Administrative Costs Estimated of \$43,095 exceeded the Budgeted Expenditures, \$33,877, due to increased salaries.

Action 3.8 Title I Homeless Set-Aside Estimated Actuals of \$482.75 were less than the Budgeted Expenditures due to the unpredictability of the number and needs of students experiencing homelessness in the District. The Homeless liaison purchased as needed to meet the needs of students experiencing homelessness this year and connected them to community resources.

An explanation of how effective the specific actions were in making progress toward the goal.

Although students are to continue academic recovery due to learning loss experienced through COVID19 pandemic, students have made progress towards Proficient ACHIEVEMENT of State Standards. The Fall 2022 Dashboard data serves as a new baseline, growth of students towards proficient is as evidenced by iReady Diagnostic Assessments (local data-Schoolzilla) from Fall 2022 to Spring 2023. Especially of note is the growth of student groups.

iReady ELA Diagnostic Data indicates the number of students Proficient increased from 26.4% (Fall 22-23) to 55.3% (Spring 22-23)

English Learners 4.3% to 28.1%

Socio-Economically Disadvantaged 55.4% (Spring 2023)

Foster Youth 10% to 33.3%

SWD 4.7% to 27%

American Indian 8.1% to 30.1%

African American 31.5% to 59.2%

iReady Math Diagnostic Data indicates the number of students Proficient increased from 13% (Fall 22-23) to 45.8% (Spring 22-23)

English Learners 2.2% to 20.9%

Socio-Economically Disadvantaged 44.2% (Spring 2023)

Foster Youth 15% to 47.6%

SWD 8.9% to 31.2%

American Indian 1.6% to 23.9%

African American 9.2% to 43.8%

Actions in this goal work together to support students making progress towards proficient achievement.. For example, Action 2.4 Technology Devices made it possible for students to take adaptive assessments (included in Action 3.1) and staff to leverage that data through the Cycle of Continuous Improvement in Professional Learning Communities (Action 3.1). Actions 3.3 (Provide targeted additional services), 3.4 (Provide targeted additional services for English Learners), and 3.6 (Instructional Aides) work together to provide students, especially Unduplicated Students, the additional supports and opportunities to achieve.

A description of any changes made to the planned goal, metrics, desired outcomes, or actions for the coming year that resulted from reflections on prior practice.

Planned changes to Actions for 2023-24 based on reflections of prior practice:

- Action 3.2 Replace Technology increase Budgeted Expenditures to \$278,827 to continue purchasing devices with cellular capability.
- Action 3.4 Provide targeted additional services for English Learners - The description is updated to "The District will provide Target Intervention services beyond the school day." from The District will provide . . . (1)Summer Intensive ELD, (2)Target Intervention services beyond the school day.
- Action 3.6 Instructional Aides increased Budgeted Expenditures to \$778,742 based on current salaries.
- Action 3.7 Title I Program District Administrative increased Budgeted Expenditures to \$43,095 based on current salaries.

A report of the Total Estimated Actual Expenditures for last year's actions may be found in the Annual Update Table. A report of the Estimated Actual Percentages of Improved Services for last year's actions may be found in the Contributing Actions Annual Update Table.

Increased or Improved Services for Foster Youth, English Learners, and Low-Income Students [2023-24]

Projected LCFF Supplemental and/or Concentration Grants	Projected Additional LCFF Concentration Grant (15 percent)
1746771	0

Required Percentage to Increase or Improve Services for the LCAP Year

Projected Percentage to Increase or Improve Services for the Coming School Year	LCFF Carryover — Percentage	LCFF Carryover — Dollar	Total Percentage to Increase or Improve Services for the Coming School Year
10.56%	0.00%	\$0.00	10.56%

The Budgeted Expenditures for Actions identified as Contributing may be found in the Contributing Actions Table.

Required Descriptions

For each action being provided to an entire school, or across the entire school district or county office of education (COE), an explanation of (1) how the needs of foster youth, English learners, and low-income students were considered first, and (2) how these actions are effective in meeting the goals for these students.

The District's Goals for its Unduplicated Students are the same as for All Students. However, often times, based on the needs of Unduplicated Students, actions are implemented to provide the necessary supports for the success of unduplicated students.

"Maslow's Hierarchy of Needs clearly communicates students' need for safety, Love/Belonging and Esteem must be met before we can expect them to be able to effectively participate in such endeavors as problem solving and creativity which are at the heart of the State Standards and 21st Century Learning. Further, The California Healthy Students Research Project in "Healthy Steps Toward Student Achievement" cites extensive research on the significance of positive school environments, the critical role a student's sense of connection plays, and the importance of caring interpersonal relationships. Based on research as well as input from staff, parents/community, and students, the District is placing a high priority on addressing the social-emotional/behavioral needs of our unduplicated students leading to issues in the areas of attendance, suspensions, and connectedness.

The Statewide initiative focusing scaling up MTSS is based on extensive research and served as a resource in the development and ongoing refinement of a systemic plan for a Multi-tiered System of Social/Emotional/Behavioral Supports. The research on the effectiveness of such a

system is extensive and very positive. The effectiveness of our system is evaluated and refined on an ongoing basis. Having a system of positive behavioral supports and intervention including exploring community resources is critical to meeting the needs of our Unduplicated Students (English Learners, Foster Youth, and Low Income) and increasing Student Engagement (State Priority 5) and ultimately State Priority 4 (Student Achievement). The effectiveness of a cohesive Multi-tiered System of Behavior Supports is well documented.

The National Center for Chronic Disease Prevention and Health Promotion (CDC) clearly communicates the evidenced link between physical activity and academic achievement. The research indicates that “Students who are physically active tend to have better grades, school attendance, cognitive performance (e.g., memory), and classroom behaviors (e.g., on-task behavior).

The implementation of counselors and an engaging PE program have been actions principally directed for unduplicated students in our district for the past several years with steps evidenced in closing gaps in engagement and academics based on CA Schools Dashboard 2019 metrics. Through the COVID pandemic, our unduplicated students have been significantly impacted. To provide even greater support to our unduplicated students, we began partnering our counselors and physical education teachers in 2021-22. PE teachers are provided the crosswalk for PE Standards and CASEL SEL Core Competencies (SHAPE America) and collaborate with counselors to embed SEL competencies into physical education addressing identified SEL needs of unduplicated students. Our unduplicated students often have the least opportunity to participate in physical activities such as team sports outside of the school setting. To support regular physical activity and the promotion of healthy life styles, which ultimately support academic achievement, the District is utilizing Supplemental and Concentration funds to provide an enriching physical education program including specialized PE staff and Fitness Zones. (LEA-Wide). These services are principally directed to support Unduplicated students in developing a healthy lifestyle, linked to State Priority 8 (Other Student Outcomes).

ACTION 2.2 Actively Engage Students in the Learning Process

The District and sites are working together to implement and refine Multi-Tiered System of Supports for Social Emotional and Behavioral needs. The District and sites develop SMART Goals and plans for celebrating and improving attendance. Engaging PE programs are provided at each site and District Counselors provide services and support at sites.

HOW SERVICES ARE PRINCIPALLY DIRECTED TO MEET THE DISTRICTS GOALS FOR UNDUPLICATED STUDENTS:

The needs of English Learners, Socioeconomically Disadvantaged Students, and Foster Youth were considered first in the development of this action. CA Schools Dashboard (2022) showed unduplicated students demonstrating higher rates of Chronic Absenteeism and Suspension. All Students were Chronic Absenteeism rate was 25.2% compared to English Learners (31.8%), Foster Youth (41.4%) and Socioeconomically Disadvantaged (29.9%). In the Suspension Rate, All Students were at 3.5%, but Socioeconomically Disadvantaged (3.7%) and Foster Youth (17.2%). Implementation of counselors addressing social emotional needs and collaborating with PE staff to integrate social-emotional learning (SEL) and connectedness strategies in a comprehensive PE program engaging them in an active lifestyle

are again showing gains in gaps closing. This is evidenced by current local data (SchoolZilla - May 2023) which shows Chronic Absenteeism for All Students (9.5%), Foster (4.8%), English Learners (4.2%), and Socioeconomically Disadvantaged (8.9%). Suspension Rate (Schoolzilla May 2023, current local data) indicates Suspension Rates for All Students (3.1%), Foster Students (17.2%), and Socioeconomically Disadvantaged (2.5%).

Unduplicated Students have needs for health and wellness as well as social and emotional supports that go well beyond what all students need. During 2021-22, local data (Schoolzilla) showed the Chronic Absence and Suspension Rates for Foster Youth, English Learners, and Low-Income Students had increased. Our Unduplicated students had higher rates of staying in remote learning raising concerns about student connectedness. Students from low income families and students who are foster youth may lack the resources to access the types of health and wellness as well as social supports that reduce barriers to learning. These barriers may include inconsistent school attendance and discipline incidents that result in missed days of school, time out of class, or suspension. Therefore, the needs of these students were considered first as services provided under Action 2.2 were developed. The services provided under Action 2.2 are designed to support Unduplicated students by providing English Learners, low income students, foster youth, and students experiencing Homelessness with supports designed to improve health, promote wellness and school attendance, decrease behavior incidents and suspensions, and increase engagement. Counselors will be trained in Trauma informed Practices and share these practices with staff. They support the social emotional learning on campus and provide individual and small group counseling services. Counselors and Physical Education teachers will collaborate on effective ways to integrate the non-academic skills of Social Emotional Learning (SEL) essential for success in school and beyond into physical education. PE teachers will provide an Engaging physical education experience while teaching students valuable life skills and encouraging them to live healthy, active lives.

HOW SERVICES ARE EFFECTIVE IN MEETING THE DISTRICT'S GOALS FOR UNDUPLICATED STUDENTS AND MOST EFFECTIVE USE OF FUNDS TO MEET THE GOALS FOR UNDUPLICATED STUDENTS:

The services provided to students under Action 2.2 are effective in meeting Goal 2 "Parents, Students, and the community will be ENGAGED to participate collaboratively in the educational process." Before students can make progress towards proficient achievement, they must be present and engaged. Higher Chronic Absenteeism and Suspension Rates are contrary to a successful learning experience. Based on May 2023 local data, Chronic Absenteeism Rate was 9.6% compared to 26.7% at the same time 2022.

The effectiveness of these actions have been evidenced by improvement in closing gaps between unduplicated students and all students in chronic absenteeism, suspension rates, and Academics. The CA Schools Dashboard 2022 provides new baseline data and mirrored what local data had shown, Unduplicated Students were significantly impacted by the pandemic years. Local Data (May 2023 Schoolzilla) indicates that Chronic Absenteeism is not only declining, but gaps are closing for English Learners, Socioeconomically Disadvantaged Students, and Foster Youth. Suspension Rates were also down for Socioeconomically Disadvantaged Students and Foster Youth. English Learners increased slightly. With school life becoming more and more normal for students, student connectedness gains made for unduplicated students show connectedness for Unduplicated students (68% favorable) compared to All Students (70%) favorable (Local

Parent Survey 2023). The collaboration of PE and Counselor as expected have provided even greater results as unduplicated students are fully supported through these resources. On the District's Local Survey, 94% of students indicated that having a PE teacher is important up from 84% last year.

The metrics of Suspension Rate and Chronic Absenteeism Rate will continue to be utilized. Our Goal is to see a 1% closing of gaps in connectedness as measured by these metrics.

ACTION 3.6 Instructional Aides

School sites are provided Instructional Aides to support small group instruction and assist in providing "just in time" supports in ELA, Math, and overall literacy.

HOW SERVICES ARE PRINCIPALLY DIRECTED TO MEET THE DISTRICTS GOALS FOR UNDUPLICATED STUDENTS:

All students need access a broad, rigorous standards-aligned instructional program in a way that is equitable and make progress towards achievement proficiency possible. Unduplicated Students (Socio-Economically Disadvantaged students, English Learners, Foster, and students experiencing Homelessness) have needs for instructional supports that go well beyond what all students need. Post-Pandemic, CA Schools Dashboard (2022) showed unduplicated students demonstrating lower rates of meeting grade level standards in both ELA and Math.

ACADEMIC INDICATOR - ENGLISH LANGUAGE ARTS:

All Students, Low, 11.6 pts below standard

Socio-economically Disadvantaged, Low, 29.7 pts below standard

English Learners, Low, 62.2 pts below standard

Foster Youth, Very Low, 108.3 pts below standard

ACADEMIC INDICATOR - MATHEMATICS:

All Students, Low, 34.7 pts below standard

Socio-economically Disadvantaged, Low, 56.9 pts below standard

English Learners, Very Low, 96 pts below standard

Foster Youth, Very Low, 115.9 pts below standard

Therefore, the needs of these students are considered first as services provided under Action 3.6 are developed. The actions and services under 3.6 are designed to support Unduplicated Students by providing them with greater access to small group instruction and "just in time" supports that allow them to access the standards aligned instruction in a way that is equitable to all students and assist them in making progress towards proficiency. Unduplicated Students often lack prerequisite skills and understanding to build on during new or first instruction. Small group instruction and additional scaffolds, available in the moment, during that instruction supports Unduplicated Students with support to access and master grade level standards and close student group learning gaps. Instructional Aides receive training in Direct Instruction Reading Mastery, a program with over 5 decades of research. Balanced Early literacy Training and strategies for foundational and prerequisite skills are provided. The Instructional Aides in the classroom reduce the student to adult ratio allowing for more adult interactions and timely supports both especially important for Unduplicated students. State Priority 2 (Implementation of State Standards) and State Priority 4 (Student Achievement) are strongly supported for Unduplicated Students through these services.

HOW SERVICES ARE EFFECTIVE IN MEETING THE DISTRICT'S GOALS FOR UNDUPLICATED STUDENTS AND MOST EFFECTIVE USE OF FUNDS TO MEET THE GOALS FOR UNDUPLICATED STUDENTS:

The services provided for unduplicated students under Action 3.6 are effective in meeting Goal 3 that "All students will make progress towards proficient ACHIEVEMENT of state adopted standards through data driven decision making." Based on Spring iReady Diagnostic data, actions are supporting Unduplicated students in closing academic gaps.

Based on local Fall 2022 to Spring 2023 iReady Diagnostic data, Unduplicated Students made growth as reported in percent proficient.

ENGLISH LANGUAGE ARTS: iReady ELA Diagnostic

All Students students 26.4% to 55.3%

English Learners 4.3% to 28.1%

Foster Youth 10% to 33.3%

Socio-Economically Disadvantaged 55.4% (Spring 2023)

MATHEMATICS: iReady Math Diagnostic

All students Proficient 13% to 45.8%

English Learners 2.2% to 20.9%

Foster Youth 15% to 47.6%

Socio-Economically Disadvantaged 44.2% (Spring 2023)

Student groups were making progress closing learning gaps pre-COVID, they were greatly impacted over the course of the pandemic, but in 2022-23, they are again progressing towards proficient achievement.

2021-22 SBAC Data will serve as new baseline data across the state due to COVID. Therefore effectiveness of this action in 2022-23 will be measured comparing iReady Data from Spring 2022 to Spring 2023. Our goal is to see a 2% closing of achievement gaps for Unduplicated Students.

A description of how services for foster youth, English learners, and low-income students are being increased or improved by the percentage required.

The LEA wide and school wide services provided in the LCAP are designed to support Unduplicated students and are effective in achieving the District's goals. Students who are English learners, socio-economically disadvantaged, and/or foster youth, face barriers to learning that students who are English only, live with their families, and have greater financial means do not. Principally directed services provided in the LCAP (Actions 2.2 and 3.6 above) are developed based on the needs of Unduplicated Students.

In Addition LCAP 3.4 Provides Targeted Additional Services for English Learners includes additional engaging learning opportunities to build background knowledge, vocabulary, and support for closing learning and experience gaps for English Learners. Specific objectives for sessions are based on timely actionable data and focused on the current needs of the English Learners participating.

Taken together, the LEA and/or school wide services discussed above, along with Action 3.4 limited to Unduplicated student group (English Learners) provide a increase to services for Unduplicated pupils that is equal to or greater than the required "Percentage to Increase or Improve Services" shown above.

A description of the plan for how the additional concentration grant add-on funding identified above will be used to increase the number of staff providing direct services to students at schools that have a high concentration (above 55 percent) of foster youth, English learners, and low-income students, as applicable.

The District does not receive concentration grant add-on funding. Therefore, Not Applicable.

Staff-to-student ratios by type of school and concentration of unduplicated students	Schools with a student concentration of 55 percent or less	Schools with a student concentration of greater than 55 percent
Staff-to-student ratio of classified staff providing direct services to students	N/A	N/A
Staff-to-student ratio of certificated staff providing direct services to students	N/A	N/A

2023-24 Total Expenditures Table

Totals	LCFF Funds	Other State Funds	Local Funds	Federal Funds	Total Funds	Total Personnel	Total Non-personnel
Totals	\$2,506,361.00	\$494,505.00		\$415,069.00	\$3,415,935.00	\$2,295,979.00	\$1,119,956.00

Goal	Action #	Action Title	Student Group(s)	LCFF Funds	Other State Funds	Local Funds	Federal Funds	Total Funds
1	1.1	Provide all students access to Basic Services	All	\$258,113.00	\$100,000.00	\$0.00	\$50,000.00	\$408,113.00
1	1.2	Continue to Implement State Standards including programs/services that enable English Learners to access CA and ELD Standard.	All	\$0.00	\$0.00	\$0.00	\$0.00	\$0.00
1	1.3	Broad Course of Study	All	\$0.00	\$0.00	\$0.00	\$0.00	\$0.00
2	2.1	Actively Engage Parents in the Learning Process	All	\$6,000.00	\$0.00	\$0.00	\$9,000.00	\$15,000.00
2	2.2	Actively Engage Students in the Learning Process	English Learners Foster Youth Low Income	\$1,037,876.00	\$0.00	\$0.00	\$0.00	\$1,037,876.00
2	2.3	Create and sustain a School Climate of Safety and Connectedness	All	\$68,369.00	\$0.00	\$0.00	\$17,647.00	\$86,016.00
3	3.1	Implement PLC Process and MTSS/RTI	All	\$328,670.00	\$0.00	\$0.00	\$0.00	\$328,670.00
3	3.2	Replace Technology Devices	All	\$0.00	\$0.00	\$0.00	\$278,827.00	\$278,827.00
3	3.3	Provide targeted additional services	All	\$15,000.00	\$394,505.00	\$0.00	\$0.00	\$409,505.00
3	3.4	Provide targeted additional services for English Learners	English Learners	\$13,591.00	\$0.00	\$0.00	\$0.00	\$13,591.00

Goal	Action #	Action Title	Student Group(s)	LCFF Funds	Other State Funds	Local Funds	Federal Funds	Total Funds
3	3.5	ELD Coaching & Supplementary Materials	English Learners	\$0.00	\$0.00	\$0.00	\$15,000.00	\$15,000.00
3	3.6	Instructional Aides	English Learners Foster Youth Low Income	\$778,742.00	\$0.00	\$0.00	\$0.00	\$778,742.00
3	3.7	Title I Program District Administrative Costs	Low Income Students	\$0.00	\$0.00	\$0.00	\$43,095.00	\$43,095.00
3	3.8	Title I Homeless Set- Aside	Homeless	\$0.00	\$0.00	\$0.00	\$1,500.00	\$1,500.00

2023-24 Contributing Actions Table

1. Projected LCFF Base Grant	2. Projected LCFF Supplemental and/or Concentration Grants	3. Projected Percentage to Increase or Improve Services for the Coming School Year (2 divided by 1)	LCFF Carryover — Percentage (Percentage from Prior Year)	Total Percentage to Increase or Improve Services for the Coming School Year (3 + Carryover %)	4. Total Planned Contributing Expenditures (LCFF Funds)	5. Total Planned Percentage of Improved Services (%)	Planned Percentage to Increase or Improve Services for the Coming School Year (4 divided by 1, plus 5)	Totals by Type	Total LCFF Funds
16540136	1746771	10.56%	0.00%	10.56%	\$1,830,209.00	0.00%	11.07 %	Total:	\$1,830,209.00
								LEA-wide Total:	\$1,816,618.00
								Limited Total:	\$13,591.00
								Schoolwide Total:	\$0.00

Goal	Action #	Action Title	Contributing to Increased or Improved Services?	Scope	Unduplicated Student Group(s)	Location	Planned Expenditures for Contributing Actions (LCFF Funds)	Planned Percentage of Improved Services (%)
2	2.2	Actively Engage Students in the Learning Process	Yes	LEA-wide	English Learners Foster Youth Low Income	All Schools	\$1,037,876.00	
3	3.4	Provide targeted additional services for English Learners	Yes	Limited to Unduplicated Student Group(s)	English Learners	All Schools	\$13,591.00	
3	3.6	Instructional Aides	Yes	LEA-wide	English Learners Foster Youth Low Income	All Schools	\$778,742.00	

2022-23 Annual Update Table

Totals	Last Year's Total Planned Expenditures (Total Funds)	Total Estimated Expenditures (Total Funds)
Totals	\$3,170,795.00	\$3,347,211.75

Last Year's Goal #	Last Year's Action #	Prior Action/Service Title	Contributed to Increased or Improved Services?	Last Year's Planned Expenditures (Total Funds)	Estimated Actual Expenditures (Input Total Funds)
1	1.1	Provide all students access to Basic Services	No	\$408,113.00	\$408,113
1	1.2	Continue to Implement State Standards including programs/services that enable English Learners to access CA and ELD Standard.	No	\$0.00	\$0
1	1.3	Broad Course of Study	No	\$0.00	\$0
2	2.1	Actively Engage Parents in the Learning Process	No	\$15,000.00	\$14,700
2	2.2	Actively Engage Students in the Learning Process	Yes	\$999,904.00	\$1,037,876
2	2.3	Create and sustain a School Climate of Safety and Connectedness	No	\$86,016.00	\$81,529
3	3.1	Implement PLC Process and MTSS/RTI	No	\$328,670.00	\$300,000
3	3.2	Replace Technology Devices	No	\$242,550.00	\$278,827
3	3.3	Provide targeted additional services	No	\$409,505.00	\$380,000

Last Year's Goal #	Last Year's Action #	Prior Action/Service Title	Contributed to Increased or Improved Services?	Last Year's Planned Expenditures (Total Funds)	Estimated Actual Expenditures (Input Total Funds)
3	3.4	Provide targeted additional services for English Learners	Yes	\$13,591.00	\$13,591
3	3.5	ELD Coaching & Supplementary Materials	No	\$15,000.00	\$10,256
3	3.6	Instructional Aides	Yes	\$617,069.00	\$778,742
3	3.7	Title I Program District Administrative Costs	No	\$33,877.00	\$43,095
3	3.8	Title I Homeless Set-Aside	No	\$1,500.00	\$482.75

2022-23 Contributing Actions Annual Update Table

6. Estimated LCFF Supplemental and/or Concentration Grants (Input Dollar Amount)	4. Total Planned Contributing Expenditures (LCFF Funds)	7. Total Estimated Expenditures for Contributing Actions (LCFF Funds)	Difference Between Planned and Estimated Expenditures for Contributing Actions (Subtract 7 from 4)	5. Total Planned Percentage of Improved Services (%)	8. Total Estimated Percentage of Improved Services (%)	Difference Between Planned and Estimated Percentage of Improved Services (Subtract 5 from 8)
	\$1,630,564.00	\$1,816,617.56	(\$186,053.56)	0.00%	0.00%	0.00%

Last Year's Goal #	Last Year's Action #	Prior Action/Service Title	Contributing to Increased or Improved Services?	Last Year's Planned Expenditures for Contributing Actions (LCFF Funds)	Estimated Actual Expenditures for Contributing Actions (Input LCFF Funds)	Planned Percentage of Improved Services	Estimated Actual Percentage of Improved Services (Input Percentage)
2	2.2	Actively Engage Students in the Learning Process	Yes	\$999,904.00	\$1037875.93		
3	3.4	Provide targeted additional services for English Learners	Yes	\$13,591.00			
3	3.6	Instructional Aides	Yes	\$617,069.00	\$778,741.63		

2022-23 LCFF Carryover Table

9. Estimated Actual LCFF Base Grant (Input Dollar Amount)	6. Estimated Actual LCFF Supplemental and/or Concentration Grants	LCFF Carryover — Percentage (Percentage from Prior Year)	10. Total Percentage to Increase or Improve Services for the Current School Year (6 divided by 9 + Carryover %)	7. Total Estimated Actual Expenditures for Contributing Actions (LCFF Funds)	8. Total Estimated Actual Percentage of Improved Services (%)	11. Estimated Actual Percentage of Increased or Improved Services (7 divided by 9, plus 8)	12. LCFF Carryover — Dollar Amount (Subtract 11 from 10 and multiply by 9)	13. LCFF Carryover — Percentage (12 divided by 9)
\$15,675,932		0	0.00%	\$1,816,617.56	0.00%	11.59%	\$0.00	0.00%

Instructions

[Plan Summary](#)

[Engaging Educational Partners](#)

[Goals and Actions](#)

[Increased or Improved Services for Foster Youth, English Learners, and Low-Income Students](#)

For additional questions or technical assistance related to the completion of the Local Control and Accountability Plan (LCAP) template, please contact the local county office of education (COE), or the California Department of Education's (CDE's) Local Agency Systems Support Office, by phone at 916-319-0809 or by email at lcff@cde.ca.gov.

Introduction and Instructions

The Local Control Funding Formula (LCFF) requires local educational agencies (LEAs) to engage their local educational partners in an annual planning process to evaluate their progress within eight state priority areas encompassing all statutory metrics (COEs have 10 state priorities). LEAs document the results of this planning process in the LCAP using the template adopted by the State Board of Education.

The LCAP development process serves three distinct, but related functions:

- **Comprehensive Strategic Planning:** The process of developing and annually updating the LCAP supports comprehensive strategic planning (California *Education Code* [EC] Section 52064[e][1]). Strategic planning that is comprehensive connects budgetary decisions to teaching and learning performance data. LEAs should continually evaluate the hard choices they make about the use of limited resources to meet student and community needs to ensure opportunities and outcomes are improved for all students.
- **Meaningful Engagement of Educational Partners:** The LCAP development process should result in an LCAP that reflects decisions made through meaningful engagement (EC Section 52064[e][1]). Local educational partners possess valuable perspectives and insights about an LEA's programs and services. Effective strategic planning will incorporate these perspectives and insights in order to identify potential goals and actions to be included in the LCAP.
- **Accountability and Compliance:** The LCAP serves an important accountability function because aspects of the LCAP template require LEAs to show that they have complied with various requirements specified in the LCFF statutes and regulations, most notably:
 - Demonstrating that LEAs are increasing or improving services for foster youth, English learners, and low-income students in proportion to the amount of additional funding those students generate under LCFF (EC Section 52064[b][4-6]).
 - Establishing goals, supported by actions and related expenditures, that address the statutory priority areas and statutory metrics (EC sections 52064[b][1] and [2]).
 - Annually reviewing and updating the LCAP to reflect progress toward the goals (EC Section 52064[b][7]).

The LCAP template, like each LEA’s final adopted LCAP, is a document, not a process. LEAs must use the template to memorialize the outcome of their LCAP development process, which should: (a) reflect comprehensive strategic planning (b) through meaningful engagement with educational partners that (c) meets legal requirements, as reflected in the final adopted LCAP. The sections included within the LCAP template do not and cannot reflect the full development process, just as the LCAP template itself is not intended as a tool for engaging educational partners.

If a county superintendent of schools has jurisdiction over a single school district, the county board of education and the governing board of the school district may adopt and file for review and approval a single LCAP consistent with the requirements in *EC* sections 52060, 52062, 52066, 52068, and 52070. The LCAP must clearly articulate to which entity’s budget (school district or county superintendent of schools) all budgeted and actual expenditures are aligned.

The revised LCAP template for the 2021–22, 2022–23, and 2023–24 school years reflects statutory changes made through Assembly Bill 1840 (Committee on Budget), Chapter 243, Statutes of 2018. These statutory changes enhance transparency regarding expenditures on actions included in the LCAP, including actions that contribute to meeting the requirement to increase or improve services for foster youth, English learners, and low-income students, and to streamline the information presented within the LCAP to make adopted LCAPs more accessible for educational partners and the public.

At its most basic, the adopted LCAP should attempt to distill not just what the LEA is doing for students in transitional kindergarten through grade twelve (TK–12), but also allow educational partners to understand why, and whether those strategies are leading to improved opportunities and outcomes for students. LEAs are strongly encouraged to use language and a level of detail in their adopted LCAPs intended to be meaningful and accessible for the LEA’s diverse educational partners and the broader public.

In developing and finalizing the LCAP for adoption, LEAs are encouraged to keep the following overarching frame at the forefront of the strategic planning and educational partner engagement functions:

Given present performance across the state priorities and on indicators in the California School Dashboard (Dashboard), how is the LEA using its budgetary resources to respond to TK–12 student and community needs, and address any performance gaps, including by meeting its obligation to increase or improve services for foster youth, English learners, and low-income students?

LEAs are encouraged to focus on a set of metrics and actions that the LEA believes, based on input gathered from educational partners, research, and experience, will have the biggest impact on behalf of its TK–12 students.

These instructions address the requirements for each section of the LCAP, but may include information about effective practices when developing the LCAP and completing the LCAP itself. Additionally, information is included at the beginning of each section emphasizing the purpose that each section serves.

Plan Summary

Purpose

A well-developed Plan Summary section provides a meaningful context for the LCAP. This section provides information about an LEA's community as well as relevant information about student needs and performance. In order to provide a meaningful context for the rest of the LCAP, the content of this section should be clearly and meaningfully related to the content included in the subsequent sections of the LCAP.

Requirements and Instructions

General Information – Briefly describe the LEA, its schools, and its students in grades TK–12, as applicable to the LEA. For example, information about an LEA in terms of geography, enrollment, or employment, the number and size of specific schools, recent community challenges, and other such information as an LEA wishes to include can enable a reader to more fully understand an LEA's LCAP.

Reflections: Successes – Based on a review of performance on the state indicators and local performance indicators included in the Dashboard, progress toward LCAP goals, local self-assessment tools, input from educational partners, and any other information, what progress is the LEA most proud of and how does the LEA plan to maintain or build upon that success? This may include identifying specific examples of how past increases or improvements in services for foster youth, English learners, and low-income students have led to improved performance for these students.

Reflections: Identified Need – Referring to the Dashboard, identify: (a) any state indicator for which overall performance was in the “Red” or “Orange” performance category or any local indicator where the LEA received a “Not Met” or “Not Met for Two or More Years” rating AND (b) any state indicator for which performance for any student group was two or more performance levels below the “all student” performance. What steps is the LEA planning to take to address these areas of low performance and performance gaps? An LEA that is required to include a goal to address one or more consistently low-performing student groups or low-performing schools must identify that it is required to include this goal and must also identify the applicable student group(s) and/or school(s). Other needs may be identified using locally collected data including data collected to inform the self-reflection tools and reporting local indicators on the Dashboard.

LCAP Highlights – Identify and briefly summarize the key features of this year's LCAP.

Comprehensive Support and Improvement – An LEA with a school or schools identified for comprehensive support and improvement (CSI) under the Every Student Succeeds Act must respond to the following prompts:

- **Schools Identified:** Identify the schools within the LEA that have been identified for CSI.
- **Support for Identified Schools:** Describe how the LEA has or will support the identified schools in developing CSI plans that included a school-level needs assessment, evidence-based interventions, and the identification of any resource inequities to be addressed through the implementation of the CSI plan.
- **Monitoring and Evaluating Effectiveness:** Describe how the LEA will monitor and evaluate the implementation and effectiveness of the CSI plan to support student and school improvement.

Engaging Educational Partners

Purpose

Significant and purposeful engagement of parents, students, educators, and other educational partners, including those representing the student groups identified by LCFF, is critical to the development of the LCAP and the budget process. Consistent with statute, such engagement should support comprehensive strategic planning, accountability, and improvement across the state priorities and locally identified priorities (*EC Section 52064[e][1]*). Engagement of educational partners is an ongoing, annual process.

This section is designed to reflect how the engagement of educational partners influenced the decisions reflected in the adopted LCAP. The goal is to allow educational partners that participated in the LCAP development process and the broader public understand how the LEA engaged educational partners and the impact of that engagement. LEAs are encouraged to keep this goal in the forefront when completing this section.

Statute and regulations specify the educational partners that school districts and COEs must consult when developing the LCAP: teachers, principals, administrators, other school personnel, local bargaining units of the LEA, parents, and students. Before adopting the LCAP, school districts and COEs must share it with the Parent Advisory Committee and, if applicable, to its English Learner Parent Advisory Committee. The superintendent is required by statute to respond in writing to the comments received from these committees. School districts and COEs must also consult with the special education local plan area administrator(s) when developing the LCAP.

Statute requires charter schools to consult with teachers, principals, administrators, other school personnel, parents, and students in developing the LCAP. The LCAP should also be shared with, and LEAs should request input from, schoolsite-level advisory groups, as applicable (e.g., schoolsite councils, English Learner Advisory Councils, student advisory groups, etc.), to facilitate alignment between schoolsite and district-level goals and actions.

Information and resources that support effective engagement, define student consultation, and provide the requirements for advisory group composition, can be found under Resources on the following web page of the CDE's website: <https://www.cde.ca.gov/re/lc/>.

Requirements and Instructions

Below is an excerpt from the 2018–19 *Guide for Annual Audits of K–12 Local Education Agencies and State Compliance Reporting*, which is provided to highlight the legal requirements for engagement of educational partners in the LCAP development process:

Local Control and Accountability Plan:

For county offices of education and school districts only, verify the LEA:

- a) Presented the local control and accountability plan to the parent advisory committee in accordance with Education Code section 52062(a)(1) or 52068(a)(1), as appropriate.
- b) If applicable, presented the local control and accountability plan to the English learner parent advisory committee, in accordance with Education Code section 52062(a)(2) or 52068(a)(2), as appropriate.

- c) Notified members of the public of the opportunity to submit comments regarding specific actions and expenditures proposed to be included in the local control and accountability plan in accordance with Education Code section 52062(a)(3) or 52068(a)(3), as appropriate.
- d) Held at least one public hearing in accordance with Education Code section 52062(b)(1) or 52068(b)(1), as appropriate.
- e) Adopted the local control and accountability plan in a public meeting in accordance with Education Code section 52062(b)(2) or 52068(b)(2), as appropriate.

Prompt 1: “A summary of the process used to engage educational partners and how this engagement was considered before finalizing the LCAP.”

Describe the engagement process used by the LEA to involve educational partners in the development of the LCAP, including, at a minimum, describing how the LEA met its obligation to consult with all statutorily required educational partners as applicable to the type of LEA. A sufficient response to this prompt must include general information about the timeline of the process and meetings or other engagement strategies with educational partners. A response may also include information about an LEA’s philosophical approach to engaging its educational partners.

Prompt 2: “A summary of the feedback provided by specific educational partners.”

Describe and summarize the feedback provided by specific educational partners. A sufficient response to this prompt will indicate ideas, trends, or inputs that emerged from an analysis of the feedback received from educational partners.

Prompt 3: “A description of the aspects of the LCAP that were influenced by specific input from educational partners.”

A sufficient response to this prompt will provide educational partners and the public with clear, specific information about how the engagement process influenced the development of the LCAP. The response must describe aspects of the LCAP that were influenced by or developed in response to the educational partner feedback described in response to Prompt 2. This may include a description of how the LEA prioritized requests of educational partners within the context of the budgetary resources available or otherwise prioritized areas of focus within the LCAP. For the purposes of this prompt, “aspects” of an LCAP that may have been influenced by educational partner input can include, but are not necessarily limited to:

- Inclusion of a goal or decision to pursue a Focus Goal (as described below)
- Inclusion of metrics other than the statutorily required metrics
- Determination of the desired outcome on one or more metrics
- Inclusion of performance by one or more student groups in the Measuring and Reporting Results subsection
- Inclusion of action(s) or a group of actions
- Elimination of action(s) or group of actions
- Changes to the level of proposed expenditures for one or more actions

- Inclusion of action(s) as contributing to increased or improved services for unduplicated services
- Determination of effectiveness of the specific actions to achieve the goal
- Determination of material differences in expenditures
- Determination of changes made to a goal for the ensuing LCAP year based on the annual update process
- Determination of challenges or successes in the implementation of actions

Goals and Actions

Purpose

Well-developed goals will clearly communicate to educational partners what the LEA plans to accomplish, what the LEA plans to do in order to accomplish the goal, and how the LEA will know when it has accomplished the goal. A goal statement, associated metrics and expected outcomes, and the actions included in the goal should be in alignment. The explanation for why the LEA included a goal is an opportunity for LEAs to clearly communicate to educational partners and the public why, among the various strengths and areas for improvement highlighted by performance data and strategies and actions that could be pursued, the LEA decided to pursue this goal, and the related metrics, expected outcomes, actions, and expenditures.

A well-developed goal can be focused on the performance relative to a metric or metrics for all students, a specific student group(s), narrowing performance gaps, or implementing programs or strategies expected to impact outcomes. LEAs should assess the performance of their student groups when developing goals and the related actions to achieve such goals.

Requirements and Instructions

LEAs should prioritize the goals, specific actions, and related expenditures included within the LCAP within one or more state priorities. LEAs should consider performance on the state and local indicators, including their locally collected and reported data for the local indicators that are included in the Dashboard in determining whether and how to prioritize its goals within the LCAP.

In order to support prioritization of goals, the LCAP template provides LEAs with the option of developing three different kinds of goals:

- **Focus Goal:** A Focus Goal is relatively more concentrated in scope and may focus on a fewer number of metrics to measure improvement. A Focus Goal statement will be time bound and make clear how the goal is to be measured.
- **Broad Goal:** A Broad Goal is relatively less concentrated in its scope and may focus on improving performance across a wide range of metrics.
- **Maintenance of Progress Goal:** A Maintenance of Progress Goal includes actions that may be ongoing without significant changes and allows an LEA to track performance on any metrics not addressed in the other goals of the LCAP.

At a minimum, the LCAP must address all LCFF priorities and associated metrics.

Focus Goal(s)

Goal Description: The description provided for a Focus Goal must be specific, measurable, and time bound. An LEA develops a Focus Goal to address areas of need that may require or benefit from a more specific and data intensive approach. The Focus Goal can explicitly reference the metric(s) by which achievement of the goal will be measured and the time frame according to which the LEA expects to achieve the goal.

Explanation of why the LEA has developed this goal: Explain why the LEA has chosen to prioritize this goal. An explanation must be based on Dashboard data or other locally collected data. LEAs must describe how the LEA identified this goal for focused attention, including relevant consultation with educational partners. LEAs are encouraged to promote transparency and understanding around the decision to pursue a focus goal.

Broad Goal

Goal Description: Describe what the LEA plans to achieve through the actions included in the goal. The description of a broad goal will be clearly aligned with the expected measurable outcomes included for the goal. The goal description organizes the actions and expected outcomes in a cohesive and consistent manner. A goal description is specific enough to be measurable in either quantitative or qualitative terms. A broad goal is not as specific as a focus goal. While it is specific enough to be measurable, there are many different metrics for measuring progress toward the goal.

Explanation of why the LEA has developed this goal: Explain why the LEA developed this goal and how the actions and metrics grouped together will help achieve the goal.

Maintenance of Progress Goal

Goal Description: Describe how the LEA intends to maintain the progress made in the LCFF State Priorities not addressed by the other goals in the LCAP. Use this type of goal to address the state priorities and applicable metrics not addressed within the other goals in the LCAP. The state priorities and metrics to be addressed in this section are those for which the LEA, in consultation with educational partners, has determined to maintain actions and monitor progress while focusing implementation efforts on the actions covered by other goals in the LCAP.

Explanation of why the LEA has developed this goal: Explain how the actions will sustain the progress exemplified by the related metrics.

Required Goals

In general, LEAs have flexibility in determining what goals to include in the LCAP and what those goals will address; however, beginning with the development of the 2022–23 LCAP, LEAs that meet certain criteria are required to include a specific goal in their LCAP.

Consistently low-performing student group(s) criteria: An LEA is eligible for Differentiated Assistance for three or more consecutive years based on the performance of the same student group or groups in the Dashboard. A list of the LEAs required to include a goal in the LCAP based on student group performance, and the student group(s) that lead to identification, may be found on the CDE’s Local Control Funding Formula web page at <https://www.cde.ca.gov/fg/aa/lc/>.

- **Consistently low-performing student group(s) goal requirement:** An LEA meeting the consistently low-performing student group(s) criteria must include a goal in its LCAP focused on improving the performance of the student group or groups that led to the LEA’s eligibility for Differentiated

Assistance. This goal must include metrics, outcomes, actions, and expenditures specific to addressing the needs of, and improving outcomes for, this student group or groups. An LEA required to address multiple student groups is not required to have a goal to address each student group; however, each student group must be specifically addressed in the goal. This requirement may not be met by combining this required goal with another goal.

- **Goal Description:** Describe the outcomes the LEA plans to achieve to address the needs of, and improve outcomes for, the student group or groups that led to the LEA's eligibility for Differentiated Assistance.
- **Explanation of why the LEA has developed this goal:** Explain why the LEA is required to develop this goal, including identifying the student group(s) that lead to the LEA being required to develop this goal, how the actions and associated metrics included in this goal differ from previous efforts to improve outcomes for the student group(s), and why the LEA believes the actions, metrics, and expenditures included in this goal will help achieve the outcomes identified in the goal description.

Low-performing school(s) criteria: The following criteria only applies to a school district or COE with two or more schools; it does not apply to a single-school district. A school district or COE has one or more schools that, for two consecutive years, received the two lowest performance levels on all but one of the state indicators for which the school(s) receive performance levels in the Dashboard and the performance of the "All Students" student group for the LEA is at least one performance level higher in all of those indicators. A list of the LEAs required to include a goal in the LCAP based on school performance, and the school(s) that lead to identification, may be found on the CDE's Local Control Funding Formula web page at <https://www.cde.ca.gov/fg/aa/lc/>.

- **Low-performing school(s) goal requirement:** A school district or COE meeting the low-performing school(s) criteria must include a goal in its LCAP focusing on addressing the disparities in performance between the school(s) and the LEA as a whole. This goal must include metrics, outcomes, actions, and expenditures specific to addressing the needs of, and improving outcomes for, the students enrolled at the low-performing school or schools. An LEA required to address multiple schools is not required to have a goal to address each school; however, each school must be specifically addressed in the goal. This requirement may not be met by combining this goal with another goal.
- **Goal Description:** Describe what outcomes the LEA plans to achieve to address the disparities in performance between the students enrolled at the low-performing school(s) and the students enrolled at the LEA as a whole.
- **Explanation of why the LEA has developed this goal:** Explain why the LEA is required to develop this goal, including identifying the schools(s) that lead to the LEA being required to develop this goal; how the actions and associated metrics included in this goal differ from previous efforts to improve outcomes for the school(s); and why the LEA believes the actions, metrics, and expenditures included in this goal will help achieve the outcomes for students enrolled at the low-performing school or schools identified in the goal description.

Measuring and Reporting Results:

For each LCAP year, identify the metric(s) that the LEA will use to track progress toward the expected outcomes. LEAs are encouraged to identify metrics for specific student groups, as appropriate, including expected outcomes that would reflect narrowing of any existing performance gaps.

Include in the baseline column the most recent data associated with this metric available at the time of adoption of the LCAP for the first year of the three-year plan. LEAs may use data as reported on the 2019 Dashboard for the baseline of a metric only if that data represents the most recent available (e.g., high school graduation rate).

Using the most recent data available may involve reviewing data the LEA is preparing for submission to the California Longitudinal Pupil Achievement Data System (CALPADS) or data that the LEA has recently submitted to CALPADS. Because final 2020–21 outcomes on some metrics may not be computable at the time the 2021–24 LCAP is adopted (e.g., graduation rate, suspension rate), the most recent data available may include a point in time calculation taken each year on the same date for comparability purposes.

The baseline data shall remain unchanged throughout the three-year LCAP.

Complete the table as follows:

- **Metric:** Indicate how progress is being measured using a metric.
- **Baseline:** Enter the baseline when completing the LCAP for 2021–22. As described above, the baseline is the most recent data associated with a metric. Indicate the school year to which the data applies, consistent with the instructions above.
- **Year 1 Outcome:** When completing the LCAP for 2022–23, enter the most recent data available. Indicate the school year to which the data applies, consistent with the instructions above.
- **Year 2 Outcome:** When completing the LCAP for 2023–24, enter the most recent data available. Indicate the school year to which the data applies, consistent with the instructions above.
- **Year 3 Outcome:** When completing the LCAP for 2024–25, enter the most recent data available. Indicate the school year to which the data applies, consistent with the instructions above. The 2024–25 LCAP will be the first year in the next three-year cycle. Completing this column will be part of the Annual Update for that year.
- **Desired Outcome for 2023–24:** When completing the first year of the LCAP, enter the desired outcome for the relevant metric the LEA expects to achieve by the end of the 2023–24 LCAP year.

Timeline for completing the “**Measuring and Reporting Results**” part of the Goal.

Metric	Baseline	Year 1 Outcome	Year 2 Outcome	Year 3 Outcome	Desired Outcome for Year 3 (2023–24)
Enter information in this box when completing the LCAP for 2021–22 .	Enter information in this box when completing the LCAP for 2021–22 .	Enter information in this box when completing the LCAP for 2022–23 . Leave blank until then.	Enter information in this box when completing the LCAP for 2023–24 . Leave blank until then.	Enter information in this box when completing the LCAP for 2024–25 . Leave blank until then.	Enter information in this box when completing the LCAP for 2021–22 or when adding a new metric.

The metrics may be quantitative or qualitative; but at minimum, an LEA’s LCAP must include goals that are measured using all of the applicable metrics for the related state priorities, in each LCAP year as applicable to the type of LEA. To the extent a state priority does not specify one or more metrics (e.g., implementation of state academic content and performance standards), the LEA must identify a metric to use within the LCAP. For these state priorities, LEAs are encouraged to use metrics based on or reported through the relevant self-reflection tool for local indicators within the Dashboard.

Actions: Enter the action number. Provide a short title for the action. This title will also appear in the action tables. Provide a description of the action. Enter the total amount of expenditures associated with this action. Budgeted expenditures from specific fund sources will be provided in the summary tables. Indicate whether the action contributes to meeting the increase or improved services requirement as described in the Increased or Improved Services section using a “Y” for Yes or an “N” for No. (**Note:** for each such action offered on an LEA-wide or schoolwide basis, the LEA will need to provide additional information in the Increased or Improved Summary Section to address the requirements in *California Code of Regulations*, Title 5 [5 CCR] Section 15496(b) in the Increased or Improved Services Section of the LCAP).

Actions for English Learners: School districts, COEs, and charter schools that have a numerically significant English learner student subgroup must include specific actions in the LCAP related to, at a minimum, the language acquisition programs, as defined in *EC* Section 306, provided to students and professional development activities specific to English learners.

Actions for Foster Youth: School districts, COEs, and charter schools that have a numerically significant Foster Youth student subgroup are encouraged to include specific actions in the LCAP designed to meet needs specific to Foster Youth students.

Goal Analysis:

Enter the LCAP Year.

Using actual annual measurable outcome data, including data from the Dashboard, analyze whether the planned actions were effective in achieving the goal. Respond to the prompts as instructed.

- Describe the overall implementation of the actions to achieve the articulated goal. Include a discussion of relevant challenges and successes experienced with the implementation process. This must include any instance where the LEA did not implement a planned action or implemented a planned action in a manner that differs substantively from how it was described in the adopted LCAP.
- Explain material differences between Budgeted Expenditures and Estimated Actual Expenditures and between the Planned Percentages of Improved Services and Estimated Actual Percentages of Improved Services, as applicable. Minor variances in expenditures or percentages do not need to be addressed, and a dollar-for-dollar accounting is not required.
- Describe the effectiveness of the specific actions to achieve the articulated goal as measured by the LEA. In some cases, not all actions in a goal will be intended to improve performance on all of the metrics associated with the goal. When responding to this prompt, LEAs may assess the effectiveness of a single action or group of actions within the goal in the context of performance on a single metric or group of specific metrics within the goal that are applicable to the action(s). Grouping actions with metrics will allow for more robust analysis of whether the strategy the LEA is using to impact a specified set of metrics is working and increase transparency for educational partners. LEAs are encouraged to use such an approach when goals include multiple actions and metrics that are not closely associated.
- Describe any changes made to this goal, expected outcomes, metrics, or actions to achieve this goal as a result of this analysis and analysis of the data provided in the Dashboard or other local data, as applicable.

Increased or Improved Services for Foster Youth, English Learners, and Low-Income Students

Purpose

A well-written Increased or Improved Services section provides educational partners with a comprehensive description, within a single dedicated section, of how an LEA plans to increase or improve services for its unduplicated students in grades TK–12 as compared to all students in grades TK–12, as applicable, and how LEA-wide or schoolwide actions identified for this purpose meet regulatory requirements. Descriptions provided should include sufficient detail yet be sufficiently succinct to promote a broader understanding of educational partners to facilitate their ability to provide input. An LEA’s description in this section must align with the actions included in the Goals and Actions section as contributing.

Requirements and Instructions

Projected LCFF Supplemental and/or Concentration Grants: Specify the amount of LCFF supplemental and concentration grant funds the LEA estimates it will receive in the coming year based on the number and concentration of low income, foster youth, and English learner students.

Projected Additional LCFF Concentration Grant (15 percent): Specify the amount of additional LCFF concentration grant add-on funding, as described in EC Section 42238.02, that the LEA estimates it will receive in the coming year.

Projected Percentage to Increase or Improve Services for the Coming School Year: Specify the estimated percentage by which services for unduplicated pupils must be increased or improved as compared to the services provided to all students in the LCAP year as calculated pursuant to 5 CCR Section 15496(a)(7).

LCFF Carryover — Percentage: Specify the LCFF Carryover — Percentage identified in the LCFF Carryover Table. If a carryover percentage is not identified in the LCFF Carryover Table, specify a percentage of zero (0.00%).

LCFF Carryover — Dollar: Specify the LCFF Carryover — Dollar amount identified in the LCFF Carryover Table. If a carryover amount is not identified in the LCFF Carryover Table, specify an amount of zero (\$0).

Total Percentage to Increase or Improve Services for the Coming School Year: Add the Projected Percentage to Increase or Improve Services for the Coming School Year and the Proportional LCFF Required Carryover Percentage and specify the percentage. This is the LEAs percentage by which services for unduplicated pupils must be increased or improved as compared to the services provided to all students in the LCAP year, as calculated pursuant to 5 CCR Section 15496(a)(7).

Required Descriptions:

For each action being provided to an entire school, or across the entire school district or COE, an explanation of (1) how the needs of foster youth, English learners, and low-income students were considered first, and (2) how these actions are effective in meeting the goals for these students.

For each action included in the Goals and Actions section as contributing to the increased or improved services requirement for unduplicated pupils and provided on an LEA-wide or schoolwide basis, the LEA must include an explanation consistent with 5 CCR Section 15496(b). For any such actions continued into the 2021–24 LCAP from the 2017–2020 LCAP, the LEA must determine whether or not the action was effective as expected, and this determination must reflect evidence of outcome data or actual implementation to date.

Principally Directed and Effective: An LEA demonstrates how an action is principally directed towards and effective in meeting the LEA’s goals for unduplicated students when the LEA explains how:

- It considers the needs, conditions, or circumstances of its unduplicated pupils;
- The action, or aspect(s) of the action (including, for example, its design, content, methods, or location), is based on these considerations; and
- The action is intended to help achieve an expected measurable outcome of the associated goal.

As such, the response provided in this section may rely on a needs assessment of unduplicated students.

Conclusory statements that a service will help achieve an expected outcome for the goal, without an explicit connection or further explanation as to how, are not sufficient. Further, simply stating that an LEA has a high enrollment percentage of a specific student group or groups does not meet the increase or improve services standard because enrolling students is not the same as serving students.

For example, if an LEA determines that low-income students have a significantly lower attendance rate than the attendance rate for all students, it might justify LEA-wide or schoolwide actions to address this area of need in the following way:

After assessing the needs, conditions, and circumstances of our low-income students, we learned that the attendance rate of our low-income students is 7 percent lower than the attendance rate for all students. (Needs, Conditions, Circumstances [Principally Directed])

In order to address this condition of our low-income students, we will develop and implement a new attendance program that is designed to address some of the major causes of absenteeism, including lack of reliable transportation and food, as well as a school climate that does not emphasize the importance of attendance. Goal N, Actions X, Y, and Z provide additional transportation and nutritional resources as well as a districtwide educational campaign on the benefits of high attendance rates. (Contributing Action[s])

These actions are being provided on an LEA-wide basis and we expect/hope that all students with less than a 100 percent attendance rate will benefit. However, because of the significantly lower attendance rate of low-income students, and because the actions meet needs most associated with the chronic stresses and experiences of a socio-economically disadvantaged status, we expect that the attendance rate for our low-income students will increase significantly more than the average attendance rate of all other students. (Measurable Outcomes [Effective In])

COEs and Charter Schools: Describe how actions included as contributing to meeting the increased or improved services requirement on an LEA-wide basis are principally directed to and effective in meeting its goals for unduplicated pupils in the state and any local priorities as described above. In the case of COEs and charter schools, schoolwide and LEA-wide are considered to be synonymous.

For School Districts Only:

Actions Provided on an LEA-Wide Basis:

Unduplicated Percentage > 55 percent: For school districts with an unduplicated pupil percentage of 55 percent or more, describe how these actions are principally directed to and effective in meeting its goals for unduplicated pupils in the state and any local priorities as described above.

Unduplicated Percentage < 55 percent: For school districts with an unduplicated pupil percentage of less than 55 percent, describe how these actions are principally directed to and effective in meeting its goals for unduplicated pupils in the state and any local priorities. Also describe how the actions **are the most effective use of the funds** to meet these goals for its unduplicated pupils. Provide the basis for this determination, including any alternatives considered, supporting research, experience, or educational theory.

Actions Provided on a Schoolwide Basis:

School Districts must identify in the description those actions being funded and provided on a schoolwide basis, and include the required description supporting the use of the funds on a schoolwide basis.

For schools with 40 percent or more enrollment of unduplicated pupils: Describe how these actions are principally directed to and effective in meeting its goals for its unduplicated pupils in the state and any local priorities.

For school districts expending funds on a schoolwide basis at a school with less than 40 percent enrollment of unduplicated pupils: Describe how these actions are principally directed to and how the actions are the most effective use of the funds to meet its goals for foster youth, English learners, and low-income students in the state and any local priorities.

A description of how services for foster youth, English learners, and low-income students are being increased or improved by the percentage required.

Consistent with the requirements of 5 CCR Section 15496, describe how services provided for unduplicated pupils are increased or improved by at least the percentage calculated as compared to the services provided for all students in the LCAP year. To improve services means to grow services in quality and to increase services means to grow services in quantity. Services are increased or improved by those actions in the LCAP that are included in the Goals and Actions section as contributing to the increased or improved services requirement, whether they are provided on an LEA-wide or schoolwide basis or provided on a limited basis to unduplicated students. A limited action is an action that only serves foster youth, English learners, and/or low-income students. This description must address how these action(s) are expected to result in the required proportional increase or improvement in services for unduplicated pupils as compared to the services the LEA provides to all students for the relevant LCAP year.

For any action contributing to meeting the increased or improved services requirement that is associated with a Planned Percentage of Improved Services in the Contributing Summary Table rather than an expenditure of LCFF funds, describe the methodology that was used to determine the contribution of the action towards the proportional percentage. See the instructions for determining the Planned Percentage of Improved Services for information on calculating the Percentage of Improved Services.

A description of the plan for how the additional concentration grant add-on funding identified above will be used to increase the number of staff providing direct services to students at schools that have a high concentration (above 55 percent) of foster youth, English learners, and low-income students, as applicable.

An LEA that receives the additional concentration grant add-on described in EC Section 42238.02 is required to demonstrate how it is using these funds to increase the number of staff who provide direct services to students at schools with an enrollment of unduplicated students that is greater than 55 percent as compared to the number of staff who provide direct services to students at schools with an enrollment of unduplicated students that is equal to or less than 55 percent. The staff who provide direct services to students must be certificated staff and/or classified staff employed by the LEA; classified staff includes custodial staff.

Provide the following descriptions, as applicable to the LEA:

An LEA that does not receive a concentration grant or the concentration grant add-on must indicate that a response to this prompt is not applicable.

Identify the goal and action numbers of the actions in the LCAP that the LEA is implementing to meet the requirement to increase the number of staff who provide direct services to students at schools with an enrollment of unduplicated students that is greater than 55 percent.

An LEA that does not have comparison schools from which to describe how it is using the concentration grant add-on funds, such as an LEA that only has schools with an enrollment of unduplicated students that is greater than 55 percent, must describe how it is using the funds to increase the number of credentialed staff, classified staff, or both, including custodial staff, who provide direct services to students at selected schools and the criteria used to determine which schools require additional staffing support.

In the event that an additional concentration grant add-on is not sufficient to increase staff providing direct services to students at a school with an enrollment of unduplicated students that is greater than 55 percent, the LEA must describe how it is using the funds to retain staff providing direct services to students at a school with an enrollment of unduplicated students that is greater than 55 percent.

Complete the table as follows:

- Provide the staff-to-student ratio of classified staff providing direct services to students with a concentration of unduplicated students that is 55 percent or less and the staff-to-student ratio of classified staff providing direct services to students at schools with a concentration of unduplicated students that is greater than 55 percent, as applicable to the LEA. The LEA may group its schools by grade span (Elementary, Middle/Junior High, and High Schools), as applicable to the LEA. The staff-to-student ratio must be based on the number of full time equivalent (FTE) staff and the number of enrolled students as counted on the first Wednesday in October of each year.
- Provide the staff-to-student ratio of certificated staff providing direct services to students at schools with a concentration of unduplicated students that is 55 percent or less and the staff-to-student ratio of certificated staff providing direct services to students at schools with a concentration of unduplicated students that is greater than 55 percent, as applicable to the LEA. The LEA may group its schools by grade span (Elementary, Middle/Junior High, and High Schools), as applicable to the LEA. The staff-to-student ratio must be based on the number of FTE staff and the number of enrolled students as counted on the first Wednesday in October of each year.

Action Tables

Complete the Data Entry Table for each action in the LCAP. The information entered into this table will automatically populate the other Action Tables. Information is only entered into the Data Entry Table, the Annual Update Table, the Contributing Actions Annual Update Table, and the LCFF Carryover Table. With the exception of the Data Entry Table, the word “input” has been added to column headers to aid in identifying the column(s) where information will be entered. Information is not entered on the remaining Action tables.

The following tables are required to be included as part of the LCAP adopted by the local governing board or governing body:

- Table 1: Total Planned Expenditures Table (for the coming LCAP Year)

- Table 2: Contributing Actions Table (for the coming LCAP Year)
- Table 3: Annual Update Table (for the current LCAP Year)
- Table 4: Contributing Actions Annual Update Table (for the current LCAP Year)
- Table 5: LCFF Carryover Table (for the current LCAP Year)

Note: The coming LCAP Year is the year that is being planned for, while the current LCAP year is the current year of implementation. For example, when developing the 2022–23 LCAP, 2022–23 will be the coming LCAP Year and 2021–22 will be the current LCAP Year.

Data Entry Table

The Data Entry Table may be included in the LCAP as adopted by the local governing board or governing body, but is not required to be included. In the Data Entry Table, input the following information for each action in the LCAP for that applicable LCAP year:

- **LCAP Year:** Identify the applicable LCAP Year.
- **1. Projected LCFF Base Grant:** Provide the total amount of LCFF funding the LEA estimates it will receive for the coming school year, excluding the supplemental and concentration grants and the add-ons for the Targeted Instructional Improvement Grant Program and the Home to School Transportation Program, pursuant to 5 CCR Section 15496(a)(8).

See *EC* sections 2574 (for COEs) and 42238.02 (for school districts and charter schools), as applicable, for LCFF apportionment calculations.

- **2. Projected LCFF Supplemental and/or Concentration Grants:** Provide the total amount of LCFF supplemental and concentration grants the LEA estimates it will receive on the basis of the number and concentration of unduplicated students for the coming school year.
- **3. Projected Percentage to Increase or Improve Services for the Coming School Year:** This percentage will not be entered; it is calculated based on the Projected LCFF Base Grant and the Projected LCFF Supplemental and/or Concentration Grants, pursuant to 5 CCR Section 15496(a)(8). This is the percentage by which services for unduplicated pupils must be increased or improved as compared to the services provided to all students in the coming LCAP year.
- **LCFF Carryover — Percentage:** Specify the LCFF Carryover — Percentage identified in the LCFF Carryover Table from the prior LCAP year. If a carryover percentage is not identified in the LCFF Carryover Table, specify a percentage of zero (0.00%).
- **Total Percentage to Increase or Improve Services for the Coming School Year:** This percentage will not be entered; it is calculated based on the Projected Percentage to Increase or Improve Services for the Coming School Year and the LCFF Carryover —

Percentage. This is the percentage by which the LEA must increase or improve services for unduplicated pupils as compared to the services provided to all students in the coming LCAP year.

- **Goal #:** Enter the LCAP Goal number for the action.
- **Action #:** Enter the action's number as indicated in the LCAP Goal.
- **Action Title:** Provide a title of the action.
- **Student Group(s):** Indicate the student group or groups who will be the primary beneficiary of the action by entering "All," or by entering a specific student group or groups.
- **Contributing to Increased or Improved Services?:** Type "Yes" if the action **is** included as contributing to meeting the increased or improved services; OR, type "No" if the action is **not** included as contributing to meeting the increased or improved services.
- If "Yes" is entered into the Contributing column, then complete the following columns:
 - **Scope:** The scope of an action may be LEA-wide (i.e., districtwide, countywide, or charterwide), schoolwide, or limited. An action that is LEA-wide in scope upgrades the entire educational program of the LEA. An action that is schoolwide in scope upgrades the entire educational program of a single school. An action that is limited in its scope is an action that serves only one or more unduplicated student groups.
 - **Unduplicated Student Group(s):** Regardless of scope, contributing actions serve one or more unduplicated student groups. Indicate one or more unduplicated student groups for whom services are being increased or improved as compared to what all students receive.
 - **Location:** Identify the location where the action will be provided. If the action is provided to all schools within the LEA, the LEA must indicate "All Schools." If the action is provided to specific schools within the LEA or specific grade spans only, the LEA must enter "Specific Schools" or "Specific Grade Spans." Identify the individual school or a subset of schools or grade spans (e.g., all high schools or grades transitional kindergarten through grade five), as appropriate.
- **Time Span:** Enter "ongoing" if the action will be implemented for an indeterminate period of time. Otherwise, indicate the span of time for which the action will be implemented. For example, an LEA might enter "1 Year," or "2 Years," or "6 Months."
- **Total Personnel:** Enter the total amount of personnel expenditures utilized to implement this action.
- **Total Non-Personnel:** This amount will be automatically calculated based on information provided in the Total Personnel column and the Total Funds column.

- **LCFF Funds:** Enter the total amount of LCFF funds utilized to implement this action, if any. LCFF funds include all funds that make up an LEA's total LCFF target (i.e., base grant, grade span adjustment, supplemental grant, concentration grant, Targeted Instructional Improvement Block Grant, and Home-To-School Transportation).
 - **Note:** For an action to contribute towards meeting the increased or improved services requirement it must include some measure of LCFF funding. The action may also include funding from other sources, however the extent to which an action contributes to meeting the increased or improved services requirement is based on the LCFF funding being used to implement the action.
- **Other State Funds:** Enter the total amount of Other State Funds utilized to implement this action, if any.
- **Local Funds:** Enter the total amount of Local Funds utilized to implement this action, if any.
- **Federal Funds:** Enter the total amount of Federal Funds utilized to implement this action, if any.
- **Total Funds:** This amount is automatically calculated based on amounts entered in the previous four columns.
- **Planned Percentage of Improved Services:** For any action identified as contributing, being provided on a Limited basis to unduplicated students, and that does not have funding associated with the action, enter the planned quality improvement anticipated for the action as a percentage rounded to the nearest hundredth (0.00%). A limited action is an action that only serves foster youth, English learners, and/or low-income students.
 - As noted in the instructions for the Increased or Improved Services section, when identifying a Planned Percentage of Improved Services, the LEA must describe the methodology that it used to determine the contribution of the action towards the proportional percentage. The percentage of improved services for an action corresponds to the amount of LCFF funding that the LEA estimates it would expend to implement the action if it were funded.

For example, an LEA determines that there is a need to analyze data to ensure that instructional aides and expanded learning providers know what targeted supports to provide to students who are foster youth. The LEA could implement this action by hiring additional staff to collect and analyze data and to coordinate supports for students, which the LEA estimates would cost \$165,000. Instead, the LEA chooses to utilize a portion of existing staff time to analyze data relating to students who are foster youth. This analysis will then be shared with site principals who will use the data to coordinate services provided by instructional assistants and expanded learning providers to target support to students. In this example, the LEA would divide the estimated cost of \$165,000 by the amount of LCFF Funding identified in the Data Entry Table and then convert the quotient to a percentage. This percentage is the Planned Percentage of Improved Service for the action.

Contributing Actions Table

As noted above, information will not be entered in the Contributing Actions Table; however, the ‘Contributing to Increased or Improved Services?’ column will need to be checked to ensure that only actions with a “Yes” are displaying. If actions with a “No” are displayed or if actions that are contributing are not displaying in the column, use the drop-down menu in the column header to filter only the “Yes” responses.

Annual Update Table

In the Annual Update Table, provide the following information for each action in the LCAP for the relevant LCAP year:

- **Estimated Actual Expenditures:** Enter the total estimated actual expenditures to implement this action, if any.

Contributing Actions Annual Update Table

In the Contributing Actions Annual Update Table, check the ‘Contributing to Increased or Improved Services?’ column to ensure that only actions with a “Yes” are displaying. If actions with a “No” are displayed or if actions that are contributing are not displaying in the column, use the drop-down menu in the column header to filter only the “Yes” responses. Provide the following information for each contributing action in the LCAP for the relevant LCAP year:

- **6. Estimated Actual LCFF Supplemental and/or Concentration Grants:** Provide the total amount of LCFF supplemental and concentration grants the LEA estimates it will actually receive based on of the number and concentration of unduplicated students in the current school year.
- **Estimated Actual Expenditures for Contributing Actions:** Enter the total estimated actual expenditure of LCFF funds used to implement this action, if any.
- **Estimated Actual Percentage of Improved Services:** For any action identified as contributing, being provided on a Limited basis only to unduplicated students, and that does not have funding associated with the action, enter the total estimated actual quality improvement anticipated for the action as a percentage rounded to the nearest hundredth (0.00%).
 - Building on the example provided above for calculating the Planned Percentage of Improved Services, the LEA in the example implements the action. As part of the annual update process, the LEA reviews implementation and student outcome data and determines that the action was implemented with fidelity and that outcomes for foster youth students improved. The LEA reviews the original estimated cost for the action and determines that had it hired additional staff to collect and analyze data and to coordinate supports for students that estimated actual cost would have been \$169,500 due to a cost of living adjustment. The LEA would divide the estimated actual cost of \$169,500 by the amount of LCFF Funding identified in the Data Entry Table and then convert the quotient to a percentage. This percentage is the Estimated Actual Percentage of Improved Services for the action.

LCFF Carryover Table

- **9. Estimated Actual LCFF Base Grant:** Provide the total amount of LCFF funding the LEA estimates it will receive for the current school year, excluding the supplemental and concentration grants and the add-ons for the Targeted Instructional Improvement Grant Program and the Home to School Transportation Program, pursuant to 5 CCR Section 15496(a)(8).

- **10. Total Percentage to Increase or Improve Services for the Current School Year:** This percentage will not be entered. The percentage is calculated based on the amounts of the Estimated Actual LCFF Base Grant (9) and the Estimated Actual LCFF Supplemental and/or Concentration Grants (6), pursuant to 5 CCR Section 15496(a)(8), plus the LCFF Carryover – Percentage from the prior year. This is the percentage by which services for unduplicated pupils must be increased or improved as compared to the services provided to all students in the current LCAP year.

Calculations in the Action Tables

To reduce the duplication of effort of LEAs, the Action Tables include functionality such as pre-population of fields and cells based on the information provided in the Data Entry Table, the Annual Update Summary Table, and the Contributing Actions Table. For transparency, the functionality and calculations used are provided below.

Contributing Actions Table

- 4. Total Planned Contributing Expenditures (LCFF Funds)
 - This amount is the total of the Planned Expenditures for Contributing Actions (LCFF Funds) column
- 5. Total Planned Percentage of Improved Services
 - This percentage is the total of the Planned Percentage of Improved Services column
- Planned Percentage to Increase or Improve Services for the coming school year (4 divided by 1, plus 5)
 - This percentage is calculated by dividing the Total Planned Contributing Expenditures (4) by the Projected LCFF Base Grant (1), converting the quotient to a percentage, and adding it to the Total Planned Percentage of Improved Services (5).

Contributing Actions Annual Update Table

Pursuant to *EC* Section 42238.07(c)(2), if the Total Planned Contributing Expenditures (4) is less than the Estimated Actual LCFF Supplemental and Concentration Grants (6), the LEA is required to calculate the difference between the Total Planned Percentage of Improved Services (5) and the Total Estimated Actual Percentage of Improved Services (7). If the Total Planned Contributing Expenditures (4) is equal to or greater than the Estimated Actual LCFF Supplemental and Concentration Grants (6), the Difference Between Planned and Estimated Actual Percentage of Improved Services will display “Not Required.”

- 6. Estimated Actual LCFF Supplemental and Concentration Grants
 - This is the total amount of LCFF supplemental and concentration grants the LEA estimates it will actually receive based on of the number and concentration of unduplicated students in the current school year.
- 4. Total Planned Contributing Expenditures (LCFF Funds)
 - This amount is the total of the Last Year's Planned Expenditures for Contributing Actions (LCFF Funds)

- 7. Total Estimated Actual Expenditures for Contributing Actions
 - This amount is the total of the Estimated Actual Expenditures for Contributing Actions (LCFF Funds)
- Difference Between Planned and Estimated Actual Expenditures for Contributing Actions (Subtract 7 from 4)
 - This amount is the Total Estimated Actual Expenditures for Contributing Actions (7) subtracted from the Total Planned Contributing Expenditures (4)
- 5. Total Planned Percentage of Improved Services (%)
 - This amount is the total of the Planned Percentage of Improved Services column
- 8. Total Estimated Actual Percentage of Improved Services (%)
 - This amount is the total of the Estimated Actual Percentage of Improved Services column
- Difference Between Planned and Estimated Actual Percentage of Improved Services (Subtract 5 from 8)
 - This amount is the Total Planned Percentage of Improved Services (5) subtracted from the Total Estimated Actual Percentage of Improved Services (8)

LCFF Carryover Table

- 10. Total Percentage to Increase or Improve Services for the Current School Year (6 divided by 9 + Carryover %)
 - This percentage is the Estimated Actual LCFF Supplemental and/or Concentration Grants (6) divided by the Estimated Actual LCFF Base Grant (9) plus the LCFF Carryover – Percentage from the prior year.
- 11. Estimated Actual Percentage of Increased or Improved Services (7 divided by 9, plus 8)
 - This percentage is the Total Estimated Actual Expenditures for Contributing Actions (7) divided by the LCFF Funding (9), then converting the quotient to a percentage and adding the Total Estimated Actual Percentage of Improved Services (8).
- 12. LCFF Carryover — Dollar Amount LCFF Carryover (Subtract 11 from 10 and multiply by 9)
 - If the Estimated Actual Percentage of Increased or Improved Services (11) is less than the Estimated Actual Percentage to Increase or Improve Services (10), the LEA is required to carry over LCFF funds.

The amount of LCFF funds is calculated by subtracting the Estimated Actual Percentage to Increase or Improve Services (11) from the Estimated Actual Percentage of Increased or Improved Services (10) and then multiplying by the Estimated Actual LCFF Base Grant (9). This amount is the amount of LCFF funds that is required to be carried over to the coming year.

- 13. LCFF Carryover — Percentage (12 divided by 9)
 - This percentage is the unmet portion of the Percentage to Increase or Improve Services that the LEA must carry over into the coming LCAP year. The percentage is calculated by dividing the LCFF Carryover (12) by the LCFF Funding (9).

California Department of Education
January 2022

Budget, July 1
Budget 2023-24
Technical Review Checks
Phase - All
Display - All Technical Checks

Central Union Elementary

Kings County

Following is a chart of the various types of technical review checks and related requirements:

F - Fatal (Data must be corrected; an explanation is not allowed)

WWC - Warning/Warning with Calculation (If data are not correct, correct the data; if data are correct an explanation is required)

O - Informational (If data are not correct, correct the data; if data are correct an explanation is optional, but encouraged)

IMPORT CHECKS

CHECKFUNCTION - (Fatal) - All FUNCTION codes must be valid.	<u>Passed</u>
CHECKFUND - (Fatal) - All FUND codes must be valid.	<u>Passed</u>
CHECKGOAL - (Fatal) - All GOAL codes must be valid.	<u>Passed</u>
CHECKOBJECT - (Fatal) - All OBJECT codes must be valid.	<u>Passed</u>
CHECKRESOURCE - (Warning) - All RESOURCE codes must be valid.	<u>Passed</u>
CHK-FDXRS7690xOB8590 - (Fatal) - Funds 19, 57, 63, 66, 67, and 73 with Object 8590, All Other State Revenue, must be used in combination with Resource 7690, STRS-On Behalf Pension Contributions.	<u>Passed</u>
CHK-FUNCTIONxOBJECT - (Fatal) - All FUNCTION and OBJECT account code combinations must be valid.	<u>Passed</u>
CHK-FUNDxFUNCTION-A - (Warning) - All FUND (funds 01 through 12, 19, 57, 62, and 73) and FUNCTION account code combinations should be valid.	<u>Passed</u>
CHK-FUNDxFUNCTION-B - (Fatal) - All FUND (all funds except for 01 through 12, 19, 57, 62, and 73) and FUNCTION account code combinations must be valid.	<u>Passed</u>
CHK-FUNDxGOAL - (Warning) - All FUND and GOAL account code combinations should be valid.	<u>Passed</u>
CHK-FUNDxOBJECT - (Fatal) - All FUND and OBJECT account code combinations must be valid.	<u>Passed</u>
CHK-FUNDxRESOURCE - (Warning) - All FUND and RESOURCE account code combinations should be valid.	<u>Passed</u>
CHK-GOALxFUNCTION-A - (Fatal) - Goal and Function account code combinations (all goals with expenditure objects 1000-7999 in functions 1000-1999 and 4000-5999) must be valid. NOTE: Functions not included in the GOALxFUNCTION table (0000, 2000-3999, 6000-6999, 7100-7199, 7210, 8000-8999) are not checked and will pass the TRC.	<u>Passed</u>
CHK-GOALxFUNCTION-B - (Fatal) - General administration costs (functions 7200-7999, except 7210) must be direct-charged to an Undistributed, Nonagency, or County Services to Districts goal (Goal 0000, 7100-7199, or 8600-8699).	<u>Passed</u>

CHK-RES6500XOBJ8091 - (Fatal) - There is no activity in Resource 6500 (Special Education) with Object 8091 (LCFF Transfers-Current Year) or 8099 (LCFF/Revenue Limit Transfers-Prior Years).	<u>Passed</u>
CHK-RESOURCExOBJECTA - (Warning) - All RESOURCE and OBJECT (objects 8000 through 9999, except for 9791, 9793, and 9795) account code combinations should be valid.	<u>Passed</u>
CHK-RESOURCExOBJECTB - (Informational) - All RESOURCE and OBJECT(objects 9791, 9793, and 9795) account code combinations should be valid.	<u>Passed</u>
CHK-RS-LOCAL-DEFINED - (Fatal) - All locally defined resource codes must roll up to a CDE defined resource code.	<u>Passed</u>
SPECIAL-ED-GOAL - (Fatal) - Special Education revenue and expenditure transactions (resources 3300-3405, and 6500-6540, objects 1000-8999) must be coded to a Special Education 5000 goal or to Goal 7110, Nonagency-Educational. This technical review check excludes Early Intervening Services resources 3307, 3309, 3312, 3318, and 3332.	<u>Passed</u>
<u>GENERAL LEDGER CHECKS</u>	
CEFB-POSITIVE - (Fatal) - Components of Ending Fund Balance/Net Position (objects 9700-9789, 9796, and 9797) must be positive individually by resource, by fund.	<u>Passed</u>
CONTRIB-RESTR-REV - (Fatal) - Contributions from Restricted Revenues (Object 8990) must net to zero by fund.	<u>Passed</u>
CONTRIB-UNREST-REV - (Fatal) - Contributions from Unrestricted Revenues (Object 8980) must net to zero by fund.	<u>Passed</u>
EFB-POSITIVE - (Warning) - All ending fund balances (Object 979Z) should be positive by resource, by fund.	<u>Passed</u>
EPA-CONTRIB - (Fatal) - There should be no contributions (objects 8980-8999) to the Education Protection Account (Resource 1400).	<u>Passed</u>
EXCESS-ASSIGN-REU - (Fatal) - Amounts reported in Other Assignments (Object 9780) and/or Reserve for Economic Uncertainties (REU) (Object 9789) should not create a negative amount in Unassigned/Unappropriated (Object 9790) by fund and resource (for all funds except funds 61 through 95).	<u>Passed</u>
EXP-POSITIVE - (Warning) - Expenditure amounts (objects 1000-7999) should be positive by function, resource, and fund.	<u>Passed</u>
INTERFD-DIR-COST - (Fatal) - Transfers of Direct Costs - Interfund (Object 5750) must net to zero for all funds.	<u>Passed</u>
INTERFD-IN-OUT - (Fatal) - Interfund Transfers In (objects 8910-8929) must equal Interfund Transfers Out (objects 7610-7629).	<u>Passed</u>
INTERFD-INDIRECT - (Fatal) - Transfers of Indirect Costs - Interfund (Object 7350) must net to zero for all funds.	<u>Passed</u>
INTERFD-INDIRECT-FN - (Fatal) - Transfers of Indirect Costs - Interfund (Object 7350) must net to zero by function.	<u>Passed</u>
INTRAFD-DIR-COST - (Fatal) - Transfers of Direct Costs (Object 5710) must net to zero by fund.	<u>Passed</u>
INTRAFD-INDIRECT - (Fatal) - Transfers of Indirect Costs (Object 7310) must net to zero by fund.	<u>Passed</u>

INTRAFD-INDIRECT-FN - (Fatal) - Transfers of Indirect Costs (Object 7310) must net to zero by function.	<u>Passed</u>
LCFF-TRANSFER - (Fatal) - LCFF Transfers (objects 8091 and 8099) must net to zero, individually.	<u>Passed</u>
LOTTERY-CONTRIB - (Fatal) - There should be no contributions (objects 8980-8999) to the lottery (resources 1100 and 6300) or from the Lottery: Instructional Materials (Resource 6300).	<u>Passed</u>
OBJ-POSITIVE - (Warning) - All applicable objects should have a positive balance by resource, by fund.	<u>Passed</u>
PASS-THRU-REV=EXP - (Warning) - Pass-through revenues from all sources (objects 8287, 8587, and 8697) should equal transfers of pass-through revenues to other agencies (objects 7211 through 7213, plus 7299 for Resource 3327), by fund and resource.	<u>Passed</u>
REV-POSITIVE - (Warning) - Revenue amounts exclusive of contributions (objects 8000-8979) should be positive by resource, by fund.	<u>Passed</u>
RS-NET-POSITION-ZERO - (Fatal) - Restricted Net Position (Object 9797), in unrestricted resources, must be zero, by resource, in funds 61 through 95.	<u>Passed</u>
SE-PASS-THRU-REVENUE - (Warning) - Transfers of special education pass-through revenues are not reported in the general fund for the Administrative Unit of a Special Education Local Plan Area.	<u>Passed</u>
UNASSIGNED-NEGATIVE - (Fatal) - Unassigned/Unappropriated balance (Object 9790) must be zero or negative, by resource, in all funds except the general fund and funds 61 through 95.	<u>Passed</u>
UNR-NET-POSITION-NEG - (Fatal) - Unrestricted Net Position (Object 9790), in restricted resources, must be zero or negative, by resource, in funds 61 through 95.	<u>Passed</u>
<u>SUPPLEMENTAL CHECKS</u>	
CB-BALANCE-ABOVE-MIN - (Warning) - In Form CB, the district checked the box relating to compliance with EC Section 42127(a)(2)(B) and (C).	<u>Passed</u>
CB-BUDGET-CERTIFY - (Fatal) - In Form CB, the district checked the box relating to the required budget certifications.	<u>Passed</u>
CS-EXPLANATIONS - (Fatal) - Explanations must be provided in the Criteria and Standards Review (Form 01CS) for all criteria and for supplemental information items S1 through S6, and S9 if applicable, where the standard has not been met or where the status is Not Met or Yes.	<u>Passed</u>
CS-YES-NO - (Fatal) - Supplemental information items and additional fiscal indicator items in the Criteria and Standards Review (Form 01CS) must be answered Yes or No, where applicable, for the form to be complete.	<u>Passed</u>
<u>EXPORT VALIDATION CHECKS</u>	
ADA-PROVIDE - (Fatal) - Average Daily Attendance data (Form A) must be provided.	<u>Passed</u>
BUDGET-CERT-PROVIDE - (Fatal) - Budget Certification (Form CB) must be provided.	<u>Passed</u>
CHK-DEPENDENCY - (Fatal) - If data has changed that affect other forms, the affected forms must be opened and saved.	<u>Passed</u>

CHK-UNBALANCED-A - (Warning) - Unbalanced and/or incomplete data in any of the forms should be corrected before an official export is completed.

Passed

CHK-UNBALANCED-B - (Fatal) - Unbalanced and/or incomplete data in any of the forms must be corrected before an official export is completed.

Passed

CS-PROVIDE - (Fatal) - The Criteria and Standards Review (Form 01CS) has been provided.

Passed

FORM01-PROVIDE - (Fatal) - Form 01 (Form 01I) must be opened and saved.

Passed

MYP-PROVIDE - (Warning) - A Multiyear Projection Worksheet must be provided with your Budget. (Note: LEAs may use a multiyear projection worksheet other than Form MYP, with approval of their reviewing agency, as long as it provides current year and at least two subsequent fiscal years, and separately projects unrestricted resources, restricted resources, and combined total resources.)

Passed

VERSION-CHECK - (Warning) - All versions are current.

Passed

WK-COMP-CERT-PROVIDE - (Fatal) - Workers' Compensation Certification (Form CC) must be provided.

Passed

Description	Resource Codes	Object Codes	2022-23 Estimated Actuals			2023-24 Budget			% Diff Column C & F
			Unrestricted (A)	Restricted (B)	Total Fund col. A + B (C)	Unrestricted (D)	Restricted (E)	Total Fund col. D + E (F)	
A. REVENUES									
1) LCFF Sources		8010-8099	19,447,672.00	0.00	19,447,672.00	20,222,215.00	0.00	20,222,215.00	4.0%
2) Federal Revenue		8100-8299	8,481,495.07	2,558,305.26	11,039,800.33	8,481,495.07	2,702,920.51	11,184,415.58	1.3%
3) Other State Revenue		8300-8599	1,253,188.00	6,017,196.34	7,270,384.34	791,604.00	3,824,076.00	4,615,680.00	-36.5%
4) Other Local Revenue		8600-8799	149,394.78	765,063.00	914,457.78	150,436.76	796,499.00	946,935.76	3.6%
5) TOTAL, REVENUES			29,331,749.85	9,340,564.60	38,672,314.45	29,645,750.83	7,323,495.51	36,969,246.34	-4.4%
B. EXPENDITURES									
1) Certificated Salaries		1000-1999	12,661,691.01	1,668,815.16	14,330,506.17	13,294,555.00	1,356,033.34	14,650,588.34	2.2%
2) Classified Salaries		2000-2999	3,937,620.42	666,109.00	4,603,729.42	4,059,450.00	807,265.31	4,866,715.31	5.7%
3) Employee Benefits		3000-3999	6,811,193.29	2,208,172.73	9,019,366.02	7,287,425.69	2,298,247.08	9,585,672.77	6.3%
4) Books and Supplies		4000-4999	991,895.95	1,261,084.45	2,252,980.40	1,076,172.95	1,752,367.87	2,828,540.82	25.5%
5) Services and Other Operating Expenditures		5000-5999	2,257,067.41	1,669,615.44	3,926,682.85	2,317,334.89	2,365,749.13	4,683,084.02	19.3%
6) Capital Outlay		6000-6999	1,512,106.60	312,103.48	1,824,210.08	581,365.00	566,108.67	1,147,473.67	-37.1%
7) Other Outgo (excluding Transfers of Indirect Costs)		7100-7299 7400-7499	78,485.00	232,792.00	311,277.00	78,485.00	269,225.00	347,710.00	11.7%
8) Other Outgo - Transfers of Indirect Costs		7300-7399	36,973.00	51,092.85	88,065.85	(205,830.00)	205,830.00	0.00	-100.0%
9) TOTAL, EXPENDITURES			28,287,032.68	8,069,785.11	36,356,817.79	28,488,958.53	9,620,826.40	38,109,784.93	4.8%
C. EXCESS (DEFICIENCY) OF REVENUES OVER EXPENDITURES BEFORE OTHER FINANCING SOURCES AND USES (A5 - B9)			1,044,717.17	1,270,779.49	2,315,496.66	1,156,792.30	(2,297,330.89)	(1,140,538.59)	-149.3%
D. OTHER FINANCING SOURCES/USES									
1) Interfund Transfers									
a) Transfers In		8900-8929	531,599.65	0.00	531,599.65	303,182.00	0.00	303,182.00	-43.0%
b) Transfers Out		7600-7629	744,677.68	0.00	744,677.68	272,490.72	0.00	272,490.72	-63.4%
2) Other Sources/Uses									
a) Sources		8930-8979	0.00	0.00	0.00	0.00	0.00	0.00	0.0%
b) Uses		7630-7699	0.00	0.00	0.00	0.00	0.00	0.00	0.0%
3) Contributions		8980-8999	(2,178,482.68)	2,178,482.68	0.00	(1,983,568.46)	1,983,568.46	0.00	0.0%
4) TOTAL, OTHER FINANCING SOURCES/USES			(2,391,560.71)	2,178,482.68	(213,078.03)	(1,952,877.18)	1,983,568.46	30,691.28	-114.4%
E. NET INCREASE (DECREASE) IN FUND BALANCE (C + D4)			(1,346,843.54)	3,449,262.17	2,102,418.63	(796,084.88)	(313,762.43)	(1,109,847.31)	-152.8%
F. FUND BALANCE, RESERVES									
1) Beginning Fund Balance									
a) As of July 1 - Unaudited		9791	17,645,250.01	2,317,562.97	19,962,812.98	16,298,406.47	5,766,825.14	22,065,231.61	10.5%
b) Audit Adjustments		9793	0.00	0.00	0.00	0.00	0.00	0.00	0.0%

Description	Resource Codes	Object Codes	2022-23 Estimated Actuals			2023-24 Budget			% Diff Column C & F
			Unrestricted (A)	Restricted (B)	Total Fund col. A + B (C)	Unrestricted (D)	Restricted (E)	Total Fund col. D + E (F)	
c) As of July 1 - Audited (F1a + F1b)			17,645,250.01	2,317,562.97	19,962,812.98	16,298,406.47	5,766,825.14	22,065,231.61	10.5%
d) Other Restatements		9795	0.00	0.00	0.00	0.00	0.00	0.00	0.0%
e) Adjusted Beginning Balance (F1c + F1d)			17,645,250.01	2,317,562.97	19,962,812.98	16,298,406.47	5,766,825.14	22,065,231.61	10.5%
2) Ending Balance, June 30 (E + F1e)			16,298,406.47	5,766,825.14	22,065,231.61	15,502,321.59	5,453,062.71	20,955,384.30	-5.0%
Components of Ending Fund Balance									
a) Nonspendable									
Revolving Cash		9711	2,500.00	0.00	2,500.00	2,500.00	0.00	2,500.00	0.0%
Stores		9712	0.00	0.00	0.00	0.00	0.00	0.00	0.0%
Prepaid Items		9713	0.00	0.00	0.00	0.00	0.00	0.00	0.0%
All Others		9719	0.00	0.00	0.00	0.00	0.00	0.00	0.0%
b) Restricted		9740	0.00	5,766,825.14	5,766,825.14	0.00	5,453,062.71	5,453,062.71	-5.4%
c) Committed									
Stabilization Arrangements		9750	0.00	0.00	0.00	0.00	0.00	0.00	0.0%
Other Commitments		9760	0.00	0.00	0.00	0.00	0.00	0.00	0.0%
d) Assigned									
Other Assignments		9780	4,000,000.00	0.00	4,000,000.00	4,000,000.00	0.00	4,000,000.00	0.0%
e) Unassigned/Unappropriated									
Reserve for Economic Uncertainties		9789	1,100,000.00	0.00	1,100,000.00	1,100,000.00	0.00	1,100,000.00	0.0%
Unassigned/Unappropriated Amount		9790	11,195,906.47	0.00	11,195,906.47	10,399,821.59	0.00	10,399,821.59	-7.1%
G. ASSETS									
1) Cash									
a) in County Treasury		9110	0.00	0.00	0.00				
1) Fair Value Adjustment to Cash in County Treasury		9111	0.00	0.00	0.00				
b) in Banks		9120	0.00	0.00	0.00				
c) in Revolving Cash Account		9130	0.00	0.00	0.00				
d) with Fiscal Agent/Trustee		9135	0.00	0.00	0.00				
e) Collections Awaiting Deposit		9140	0.00	0.00	0.00				
2) Investments		9150	0.00	0.00	0.00				
3) Accounts Receivable		9200	0.00	340,512.00	340,512.00				
4) Due from Grantor Government		9290	0.00	0.00	0.00				
5) Due from Other Funds		9310	0.00	0.00	0.00				
6) Stores		9320	0.00	0.00	0.00				
7) Prepaid Expenditures		9330	0.00	0.00	0.00				
8) Other Current Assets		9340	0.00	0.00	0.00				

Budget, July 1
General Fund
Unrestricted and Restricted
Expenditures by Object

Description	Resource Codes	Object Codes	2022-23 Estimated Actuals			2023-24 Budget			% Diff Column C & F
			Unrestricted (A)	Restricted (B)	Total Fund col. A + B (C)	Unrestricted (D)	Restricted (E)	Total Fund col. D + E (F)	
9) Lease Receivable		9380	0.00	0.00	0.00				
10) TOTAL, ASSETS			0.00	340,512.00	340,512.00				
H. DEFERRED OUTFLOWS OF RESOURCES									
1) Deferred Outflows of Resources		9490	0.00	0.00	0.00				
2) TOTAL, DEFERRED OUTFLOWS			0.00	0.00	0.00				
I. LIABILITIES									
1) Accounts Payable		9500	0.00	0.00	0.00				
2) Due to Grantor Governments		9590	0.00	0.00	0.00				
3) Due to Other Funds		9610	0.00	0.00	0.00				
4) Current Loans		9640	0.00	0.00	0.00				
5) Unearned Revenue		9650	0.00	0.00	0.00				
6) TOTAL, LIABILITIES			0.00	0.00	0.00				
J. DEFERRED INFLOWS OF RESOURCES									
1) Deferred Inflows of Resources		9690	0.00	0.00	0.00				
2) TOTAL, DEFERRED INFLOWS			0.00	0.00	0.00				
K. FUND EQUITY									
Ending Fund Balance, June 30									
(G10 + H2) - (I6 + J2)			0.00	340,512.00	340,512.00				
LCFF SOURCES									
Principal Apportionment									
State Aid - Current Year		8011	14,057,980.00	0.00	14,057,980.00	14,703,576.00	0.00	14,703,576.00	4.6%
Education Protection Account State Aid - Current Year		8012	4,676,953.00	0.00	4,676,953.00	4,847,429.00	0.00	4,847,429.00	3.6%
State Aid - Prior Years		8019	0.00	0.00	0.00	22,438.00	0.00	22,438.00	New
Tax Relief Subventions									
Homeowners' Exemptions		8021	7,060.00	0.00	7,060.00	7,060.00	0.00	7,060.00	0.0%
Timber Yield Tax		8022	0.00	0.00	0.00	0.00	0.00	0.00	0.0%
Other Subventions/In-Lieu Taxes		8029	0.00	0.00	0.00	0.00	0.00	0.00	0.0%
County & District Taxes									
Secured Roll Taxes		8041	911,608.00	0.00	911,608.00	832,862.00	0.00	832,862.00	-8.6%
Unsecured Roll Taxes		8042	59,744.00	0.00	59,744.00	55,734.00	0.00	55,734.00	-6.7%
Prior Years' Taxes		8043	0.00	0.00	0.00	0.00	0.00	0.00	0.0%
Supplemental Taxes		8044	18,353.00	0.00	18,353.00	34,200.00	0.00	34,200.00	86.3%
Education Revenue Augmentation Fund (ERAF)		8045	(289,401.00)	0.00	(289,401.00)	(289,401.00)	0.00	(289,401.00)	0.0%

Budget, July 1
General Fund
Unrestricted and Restricted
Expenditures by Object

Description	Resource Codes	Object Codes	2022-23 Estimated Actuals			2023-24 Budget			% Diff Column C & F
			Unrestricted (A)	Restricted (B)	Total Fund col. A + B (C)	Unrestricted (D)	Restricted (E)	Total Fund col. D + E (F)	
Community Redevelopment Funds (SB 617/699/1992)		8047	5,375.00	0.00	5,375.00	8,317.00	0.00	8,317.00	54.7%
Penalties and Interest from Delinquent Taxes		8048	0.00	0.00	0.00	0.00	0.00	0.00	0.0%
Miscellaneous Funds (EC 41604)									
Royalties and Bonuses		8081	0.00	0.00	0.00	0.00	0.00	0.00	0.0%
Other In-Lieu Taxes		8082	0.00	0.00	0.00	0.00	0.00	0.00	0.0%
Less: Non-LCFF (50%) Adjustment		8089	0.00	0.00	0.00	0.00	0.00	0.00	0.0%
Subtotal, LCFF Sources			19,447,672.00	0.00	19,447,672.00	20,222,215.00	0.00	20,222,215.00	4.0%
LCFF Transfers									
Unrestricted LCFF Transfers - Current Year	0000	8091	0.00		0.00	0.00		0.00	0.0%
All Other LCFF Transfers - Current Year	All Other	8091	0.00	0.00	0.00	0.00	0.00	0.00	0.0%
Transfers to Charter Schools in Lieu of Property Taxes		8096	0.00	0.00	0.00	0.00	0.00	0.00	0.0%
Property Taxes Transfers		8097	0.00	0.00	0.00	0.00	0.00	0.00	0.0%
LCFF/Revenue Limit Transfers - Prior Years		8099	0.00	0.00	0.00	0.00	0.00	0.00	0.0%
TOTAL, LCFF SOURCES			19,447,672.00	0.00	19,447,672.00	20,222,215.00	0.00	20,222,215.00	4.0%
FEDERAL REVENUE									
Maintenance and Operations		8110	7,876,597.00	0.00	7,876,597.00	7,876,597.00	0.00	7,876,597.00	0.0%
Special Education Entitlement		8181	0.00	71,886.00	71,886.00	0.00	75,241.00	75,241.00	4.7%
Special Education Discretionary Grants		8182	0.00	34,035.00	34,035.00	0.00	19,468.00	19,468.00	-42.8%
Child Nutrition Programs		8220	0.00	0.00	0.00	0.00	0.00	0.00	0.0%
Donated Food Commodities		8221	0.00	0.00	0.00	0.00	0.00	0.00	0.0%
Forest Reserve Funds		8260	0.00	0.00	0.00	0.00	0.00	0.00	0.0%
Flood Control Funds		8270	0.00	0.00	0.00	0.00	0.00	0.00	0.0%
Wildlife Reserve Funds		8280	0.00	0.00	0.00	0.00	0.00	0.00	0.0%
FEMA		8281	0.00	0.00	0.00	0.00	0.00	0.00	0.0%
Interagency Contracts Between LEAs		8285	0.00	0.00	0.00	0.00	0.00	0.00	0.0%
Pass-Through Revenues from Federal Sources		8287	0.00	0.00	0.00	0.00	0.00	0.00	0.0%
Title I, Part A, Basic	3010	8290		331,683.84	331,683.84		268,924.00	268,924.00	-18.9%
Title I, Part D, Local Delinquent Programs	3025	8290		0.00	0.00		0.00	0.00	0.0%
Title II, Part A, Supporting Effective Instruction	4035	8290		50,415.75	50,415.75		45,500.00	45,500.00	-9.8%
Title III, Part A, Immigrant Student Program	4201	8290		0.00	0.00		0.00	0.00	0.0%
Title III, Part A, English Learner Program	4203	8290		20,572.82	20,572.82		14,931.00	14,931.00	-27.4%
Public Charter Schools Grant Program (PCSGP)	4610	8290		0.00	0.00		0.00	0.00	0.0%

Budget, July 1
General Fund
Unrestricted and Restricted
Expenditures by Object

Description	Resource Codes	Object Codes	2022-23 Estimated Actuals			2023-24 Budget			% Diff Column C & F
			Unrestricted (A)	Restricted (B)	Total Fund col. A + B (C)	Unrestricted (D)	Restricted (E)	Total Fund col. D + E (F)	
Other NCLB / Every Student Succeeds Act	3040, 3060, 3061, 3110, 3150, 3155, 3180, 3182, 4037, 4123, 4124, 4126, 4127, 4128, 5630	8290		28,723.53	28,723.53		29,000.00	29,000.00	1.0%
Career and Technical Education	3500-3599	8290		0.00	0.00		0.00	0.00	0.0%
All Other Federal Revenue	All Other	8290	604,898.07	2,020,988.32	2,625,886.39	604,898.07	2,249,856.51	2,854,754.58	8.7%
TOTAL, FEDERAL REVENUE			8,481,495.07	2,558,305.26	11,039,800.33	8,481,495.07	2,702,920.51	11,184,415.58	1.3%
OTHER STATE REVENUE									
Other State Apportionments									
ROC/P Entitlement									
Prior Years	6360	8319		0.00	0.00		0.00	0.00	0.0%
Special Education Master Plan									
Current Year	6500	8311		0.00	0.00		0.00	0.00	0.0%
Prior Years	6500	8319		0.00	0.00		0.00	0.00	0.0%
All Other State Apportionments - Current Year	All Other	8311	0.00	0.00	0.00	0.00	0.00	0.00	0.0%
All Other State Apportionments - Prior Years	All Other	8319	0.00	0.00	0.00	0.00	0.00	0.00	0.0%
Child Nutrition Programs		8520	0.00	0.00	0.00	0.00	0.00	0.00	0.0%
Mandated Costs Reimbursements		8550	55,817.00	0.00	55,817.00	55,817.00	0.00	55,817.00	0.0%
Lottery - Unrestricted and Instructional Materials		8560	274,200.00	89,572.00	363,772.00	274,200.00	89,572.00	363,772.00	0.0%
Tax Relief Subventions									
Restricted Levies - Other									
Homeowners' Exemptions		8575	0.00	0.00	0.00	0.00	0.00	0.00	0.0%
Other Subventions/In-Lieu Taxes		8576	0.00	0.00	0.00	0.00	0.00	0.00	0.0%
Pass-Through Revenues from									
State Sources		8587	0.00	0.00	0.00	0.00	0.00	0.00	0.0%
After School Education and Safety (ASES)	6010	8590		0.00	0.00		0.00	0.00	0.0%
Charter School Facility Grant	6030	8590		0.00	0.00		0.00	0.00	0.0%
Drug/Alcohol/Tobacco Funds	6650, 6690, 6695	8590		0.00	0.00		0.00	0.00	0.0%
California Clean Energy Jobs Act	6230	8590		0.00	0.00		0.00	0.00	0.0%
Career Technical Education Incentive Grant Program	6387	8590		0.00	0.00		0.00	0.00	0.0%
American Indian Early Childhood Education	7210	8590		53,583.00	53,583.00		53,583.00	53,583.00	0.0%
Specialized Secondary	7370	8590		0.00	0.00		0.00	0.00	0.0%
All Other State Revenue	All Other	8590	923,171.00	5,874,041.34	6,797,212.34	461,587.00	3,680,921.00	4,142,508.00	-39.1%
TOTAL, OTHER STATE REVENUE			1,253,188.00	6,017,196.34	7,270,384.34	791,604.00	3,824,076.00	4,615,680.00	-36.5%
OTHER LOCAL REVENUE									

Budget, July 1
General Fund
Unrestricted and Restricted
Expenditures by Object

Description	Resource Codes	Object Codes	2022-23 Estimated Actuals			2023-24 Budget			% Diff Column C & F
			Unrestricted (A)	Restricted (B)	Total Fund col. A + B (C)	Unrestricted (D)	Restricted (E)	Total Fund col. D + E (F)	
Other Local Revenue									
County and District Taxes									
Other Restricted Levies									
Secured Roll		8615	0.00	0.00	0.00	0.00	0.00	0.00	0.0%
Unsecured Roll		8616	0.00	0.00	0.00	0.00	0.00	0.00	0.0%
Prior Years' Taxes		8617	0.00	0.00	0.00	0.00	0.00	0.00	0.0%
Supplemental Taxes		8618	0.00	0.00	0.00	0.00	0.00	0.00	0.0%
Non-Ad Valorem Taxes									
Parcel Taxes		8621	0.00	0.00	0.00	0.00	0.00	0.00	0.0%
Other		8622	0.00	0.00	0.00	0.00	0.00	0.00	0.0%
Community Redevelopment Funds Not Subject to LCFF Deduction		8625	0.00	0.00	0.00	0.00	0.00	0.00	0.0%
Penalties and Interest from Delinquent Non-LCFF Taxes		8629	0.00	0.00	0.00	0.00	0.00	0.00	0.0%
Sales									
Sale of Equipment/Supplies		8631	0.00	0.00	0.00	0.00	0.00	0.00	0.0%
Sale of Publications		8632	0.00	0.00	0.00	0.00	0.00	0.00	0.0%
Food Service Sales		8634	0.00	0.00	0.00	0.00	0.00	0.00	0.0%
All Other Sales		8639	0.00	0.00	0.00	0.00	0.00	0.00	0.0%
Leases and Rentals		8650	0.00	0.00	0.00	0.00	0.00	0.00	0.0%
Interest		8660	100,000.00	0.00	100,000.00	100,000.00	0.00	100,000.00	0.0%
Net Increase (Decrease) in the Fair Value of Investments		8662	0.00	0.00	0.00	0.00	0.00	0.00	0.0%
Fees and Contracts									
Adult Education Fees		8671	0.00	0.00	0.00	0.00	0.00	0.00	0.0%
Non-Resident Students		8672	0.00	0.00	0.00	0.00	0.00	0.00	0.0%
Transportation Fees From Individuals		8675	0.00	0.00	0.00	0.00	0.00	0.00	0.0%
Interagency Services		8677	0.00	0.00	0.00	0.00	0.00	0.00	0.0%
Mitigation/Developer Fees		8681	0.00	0.00	0.00	0.00	0.00	0.00	0.0%
All Other Fees and Contracts		8689	0.00	0.00	0.00	0.00	0.00	0.00	0.0%
Other Local Revenue									
Plus: Miscellaneous Funds Non-LCFF (50 Percent) Adjustment		8691	0.00	0.00	0.00	0.00	0.00	0.00	0.0%
Pass-Through Revenue from Local Sources		8697	0.00	0.00	0.00	0.00	0.00	0.00	0.0%
All Other Local Revenue		8699	49,394.78	0.00	49,394.78	50,436.76	0.00	50,436.76	2.1%
Tuition		8710	0.00	0.00	0.00	0.00	0.00	0.00	0.0%

Description	Resource Codes	Object Codes	2022-23 Estimated Actuals			2023-24 Budget			% Diff Column C & F
			Unrestricted (A)	Restricted (B)	Total Fund col. A + B (C)	Unrestricted (D)	Restricted (E)	Total Fund col. D + E (F)	
All Other Transfers In		8781-8783	0.00	0.00	0.00	0.00	0.00	0.00	0.0%
Transfers of Apportionments									
Special Education SELPA Transfers									
From Districts or Charter Schools	6500	8791		0.00	0.00		0.00	0.00	0.0%
From County Offices	6500	8792		765,063.00	765,063.00		796,499.00	796,499.00	4.1%
From JPAs	6500	8793		0.00	0.00		0.00	0.00	0.0%
ROC/P Transfers									
From Districts or Charter Schools	6360	8791		0.00	0.00		0.00	0.00	0.0%
From County Offices	6360	8792		0.00	0.00		0.00	0.00	0.0%
From JPAs	6360	8793		0.00	0.00		0.00	0.00	0.0%
Other Transfers of Apportionments									
From Districts or Charter Schools	All Other	8791	0.00	0.00	0.00	0.00	0.00	0.00	0.0%
From County Offices	All Other	8792	0.00	0.00	0.00	0.00	0.00	0.00	0.0%
From JPAs	All Other	8793	0.00	0.00	0.00	0.00	0.00	0.00	0.0%
All Other Transfers In from All Others		8799	0.00	0.00	0.00	0.00	0.00	0.00	0.0%
TOTAL, OTHER LOCAL REVENUE			149,394.78	765,063.00	914,457.78	150,436.76	796,499.00	946,935.76	3.6%
TOTAL, REVENUES			29,331,749.85	9,340,564.60	38,672,314.45	29,645,750.83	7,323,495.51	36,969,246.34	-4.4%
CERTIFICATED SALARIES									
Certificated Teachers' Salaries		1100	10,336,526.10	1,554,053.31	11,890,579.41	10,948,183.00	1,274,992.34	12,223,175.34	2.8%
Certificated Pupil Support Salaries		1200	296,357.23	67,841.85	364,199.08	301,607.00	64,801.00	366,408.00	0.6%
Certificated Supervisors' and Administrators' Salaries		1300	1,384,325.00	6,000.00	1,390,325.00	1,399,322.00	0.00	1,399,322.00	0.6%
Other Certificated Salaries		1900	644,482.68	40,920.00	685,402.68	645,443.00	16,240.00	661,683.00	-3.5%
TOTAL, CERTIFICATED SALARIES			12,661,691.01	1,668,815.16	14,330,506.17	13,294,555.00	1,356,033.34	14,650,588.34	2.2%
CLASSIFIED SALARIES									
Classified Instructional Salaries		2100	684,215.57	340,791.59	1,025,007.16	667,378.00	366,631.69	1,034,009.69	0.9%
Classified Support Salaries		2200	783,606.99	117,821.21	901,428.20	801,922.00	115,440.00	917,362.00	1.8%
Classified Supervisors' and Administrators' Salaries		2300	422,252.00	102,607.20	524,859.20	422,252.00	102,378.00	524,630.00	0.0%
Clerical, Technical and Office Salaries		2400	893,346.62	75,444.88	968,791.50	884,166.00	106,097.50	990,263.50	2.2%
Other Classified Salaries		2900	1,154,199.24	29,444.12	1,183,643.36	1,283,732.00	116,718.12	1,400,450.12	18.3%
TOTAL, CLASSIFIED SALARIES			3,937,620.42	666,109.00	4,603,729.42	4,059,450.00	807,265.31	4,866,715.31	5.7%
EMPLOYEE BENEFITS									
STRS		3101-3102	2,236,335.85	1,677,144.20	3,913,480.05	2,332,414.57	1,719,458.61	4,051,873.18	3.5%
PERS		3201-3202	924,312.20	121,029.64	1,045,341.84	1,025,850.00	197,421.85	1,223,271.85	17.0%
OASDI/Medicare/Alternative		3301-3302	473,371.71	73,256.75	546,628.46	486,541.79	120,406.51	606,948.30	11.0%

Budget, July 1
General Fund
Unrestricted and Restricted
Expenditures by Object

Description	Resource Codes	Object Codes	2022-23 Estimated Actuals			2023-24 Budget			% Diff Column C & F
			Unrestricted (A)	Restricted (B)	Total Fund col. A + B (C)	Unrestricted (D)	Restricted (E)	Total Fund col. D + E (F)	
Health and Welfare Benefits		3401-3402	2,584,605.00	294,069.70	2,878,674.70	2,701,045.00	215,164.00	2,916,209.00	1.3%
Unemployment Insurance		3501-3502	85,061.08	13,481.64	98,542.72	84,178.78	11,854.43	96,033.21	-2.5%
Workers' Compensation		3601-3602	217,374.45	29,190.80	246,565.25	214,388.55	33,941.68	248,330.23	0.7%
OPEB, Allocated		3701-3702	290,133.00	0.00	290,133.00	443,007.00	0.00	443,007.00	52.7%
OPEB, Active Employees		3751-3752	0.00	0.00	0.00	0.00	0.00	0.00	0.0%
Other Employee Benefits		3901-3902	0.00	0.00	0.00	0.00	0.00	0.00	0.0%
TOTAL, EMPLOYEE BENEFITS			6,811,193.29	2,208,172.73	9,019,366.02	7,287,425.69	2,298,247.08	9,585,672.77	6.3%
BOOKS AND SUPPLIES									
Approved Textbooks and Core Curricula Materials		4100	40,006.16	232,647.81	272,653.97	40,006.16	45,607.07	85,613.23	-68.6%
Books and Other Reference Materials		4200	0.00	5,500.00	5,500.00	0.00	500.00	500.00	-90.9%
Materials and Supplies		4300	569,439.79	886,335.11	1,455,774.90	582,266.79	1,678,360.80	2,260,627.59	55.3%
Noncapitalized Equipment		4400	382,450.00	136,601.53	519,051.53	453,900.00	27,900.00	481,800.00	-7.2%
Food		4700	0.00	0.00	0.00	0.00	0.00	0.00	0.0%
TOTAL, BOOKS AND SUPPLIES			991,895.95	1,261,084.45	2,252,980.40	1,076,172.95	1,752,367.87	2,828,540.82	25.5%
SERVICES AND OTHER OPERATING EXPENDITURES									
Subagreements for Services		5100	278,337.00	188,978.00	467,315.00	240,119.89	222,470.00	462,589.89	-1.0%
Travel and Conferences		5200	39,150.00	19,169.75	58,319.75	61,950.00	22,554.00	84,504.00	44.9%
Dues and Memberships		5300	47,860.00	630.00	48,490.00	62,910.00	300.00	63,210.00	30.4%
Insurance		5400 - 5450	247,301.41	0.00	247,301.41	250,500.00	0.00	250,500.00	1.3%
Operations and Housekeeping Services		5500	654,360.00	0.00	654,360.00	632,619.00	0.00	632,619.00	-3.3%
Rentals, Leases, Repairs, and Noncapitalized Improvements		5600	132,266.00	123,238.64	255,504.64	147,501.00	76,435.00	223,936.00	-12.4%
Transfers of Direct Costs		5710	0.00	0.00	0.00	0.00	0.00	0.00	0.0%
Transfers of Direct Costs - Interfund		5750	0.00	0.00	0.00	0.00	0.00	0.00	0.0%
Professional/Consulting Services and Operating Expenditures		5800	805,758.00	1,313,335.69	2,119,093.69	861,600.00	2,041,190.13	2,902,790.13	37.0%
Communications		5900	52,035.00	24,263.36	76,298.36	60,135.00	2,800.00	62,935.00	-17.5%
TOTAL, SERVICES AND OTHER OPERATING EXPENDITURES			2,257,067.41	1,669,615.44	3,926,682.85	2,317,334.89	2,365,749.13	4,683,084.02	19.3%
CAPITAL OUTLAY									
Land		6100	0.00	0.00	0.00	0.00	0.00	0.00	0.0%
Land Improvements		6170	0.00	0.00	0.00	0.00	0.00	0.00	0.0%
Buildings and Improvements of Buildings		6200	1,478,606.60	173,533.60	1,652,140.20	501,365.00	508,380.00	1,009,745.00	-38.9%
Books and Media for New School Libraries or Major Expansion of School Libraries		6300	0.00	0.00	0.00	0.00	0.00	0.00	0.0%
Equipment		6400	33,500.00	55,374.89	88,874.89	80,000.00	23,728.67	103,728.67	16.7%

Description	Resource Codes	Object Codes	2022-23 Estimated Actuals			2023-24 Budget			% Diff Column C & F
			Unrestricted (A)	Restricted (B)	Total Fund col. A + B (C)	Unrestricted (D)	Restricted (E)	Total Fund col. D + E (F)	
Equipment Replacement		6500	0.00	83,194.99	83,194.99	0.00	34,000.00	34,000.00	-59.1%
Lease Assets		6600	0.00	0.00	0.00	0.00	0.00	0.00	0.0%
Subscription Assets		6700	0.00	0.00	0.00	0.00	0.00	0.00	0.0%
TOTAL, CAPITAL OUTLAY			1,512,106.60	312,103.48	1,824,210.08	581,365.00	566,108.67	1,147,473.67	-37.1%
OTHER OUTGO (excluding Transfers of Indirect Costs)									
Tuition									
Tuition for Instruction Under Interdistrict									
Attendance Agreements		7110	0.00	0.00	0.00	0.00	0.00	0.00	0.0%
State Special Schools		7130	0.00	0.00	0.00	0.00	0.00	0.00	0.0%
Tuition, Excess Costs, and/or Deficit Payments									
Payments to Districts or Charter Schools		7141	0.00	0.00	0.00	0.00	0.00	0.00	0.0%
Payments to County Offices		7142	78,485.00	232,792.00	311,277.00	78,485.00	269,225.00	347,710.00	11.7%
Payments to JPAs		7143	0.00	0.00	0.00	0.00	0.00	0.00	0.0%
Transfers of Pass-Through Revenues									
To Districts or Charter Schools		7211	0.00	0.00	0.00	0.00	0.00	0.00	0.0%
To County Offices		7212	0.00	0.00	0.00	0.00	0.00	0.00	0.0%
To JPAs		7213	0.00	0.00	0.00	0.00	0.00	0.00	0.0%
Special Education SELPA Transfers of Apportionments									
To Districts or Charter Schools	6500	7221		0.00	0.00		0.00	0.00	0.0%
To County Offices	6500	7222		0.00	0.00		0.00	0.00	0.0%
To JPAs	6500	7223		0.00	0.00		0.00	0.00	0.0%
ROC/IP Transfers of Apportionments									
To Districts or Charter Schools	6360	7221		0.00	0.00		0.00	0.00	0.0%
To County Offices	6360	7222		0.00	0.00		0.00	0.00	0.0%
To JPAs	6360	7223		0.00	0.00		0.00	0.00	0.0%
Other Transfers of Apportionments	All Other	7221-7223	0.00	0.00	0.00	0.00	0.00	0.00	0.0%
All Other Transfers		7281-7283	0.00	0.00	0.00	0.00	0.00	0.00	0.0%
All Other Transfers Out to All Others		7299	0.00	0.00	0.00	0.00	0.00	0.00	0.0%
Debt Service									
Debt Service - Interest		7438	0.00	0.00	0.00	0.00	0.00	0.00	0.0%
Other Debt Service - Principal		7439	0.00	0.00	0.00	0.00	0.00	0.00	0.0%
TOTAL, OTHER OUTGO (excluding Transfers of Indirect Costs)			78,485.00	232,792.00	311,277.00	78,485.00	269,225.00	347,710.00	11.7%
OTHER OUTGO - TRANSFERS OF INDIRECT COSTS									

Budget, July 1
General Fund
Unrestricted and Restricted
Expenditures by Object

Description	Resource Codes	Object Codes	2022-23 Estimated Actuals			2023-24 Budget			% Diff Column C & F
			Unrestricted (A)	Restricted (B)	Total Fund col. A + B (C)	Unrestricted (D)	Restricted (E)	Total Fund col. D + E (F)	
Transfers of Indirect Costs		7310	36,973.00	51,092.85	88,065.85	(205,830.00)	205,830.00	0.00	-100.0%
Transfers of Indirect Costs - Interfund		7350	0.00	0.00	0.00	0.00	0.00	0.00	0.0%
TOTAL, OTHER OUTGO - TRANSFERS OF INDIRECT COSTS			36,973.00	51,092.85	88,065.85	(205,830.00)	205,830.00	0.00	-100.0%
TOTAL, EXPENDITURES			28,287,032.68	8,069,785.11	36,356,817.79	28,488,958.53	9,620,826.40	38,109,784.93	4.8%
INTERFUND TRANSFERS									
INTERFUND TRANSFERS IN									
From: Special Reserve Fund		8912	0.00	0.00	0.00	0.00	0.00	0.00	0.0%
From: Bond Interest and Redemption Fund		8914	0.00	0.00	0.00	0.00	0.00	0.00	0.0%
Other Authorized Interfund Transfers In		8919	531,599.65	0.00	531,599.65	303,182.00	0.00	303,182.00	-43.0%
(a) TOTAL, INTERFUND TRANSFERS IN			531,599.65	0.00	531,599.65	303,182.00	0.00	303,182.00	-43.0%
INTERFUND TRANSFERS OUT									
To: Child Development Fund		7611	0.00	0.00	0.00	0.00	0.00	0.00	0.0%
To: Special Reserve Fund		7612	0.00	0.00	0.00	0.00	0.00	0.00	0.0%
To State School Building Fund/County School Facilities Fund		7613	0.00	0.00	0.00	0.00	0.00	0.00	0.0%
To: Cafeteria Fund		7616	0.00	0.00	0.00	0.00	0.00	0.00	0.0%
Other Authorized Interfund Transfers Out		7619	744,677.68	0.00	744,677.68	272,490.72	0.00	272,490.72	-63.4%
(b) TOTAL, INTERFUND TRANSFERS OUT			744,677.68	0.00	744,677.68	272,490.72	0.00	272,490.72	-63.4%
OTHER SOURCES/USES									
SOURCES									
State Apportionments									
Emergency Apportionments		8931	0.00	0.00	0.00	0.00	0.00	0.00	0.0%
Proceeds									
Proceeds from Disposal of Capital Assets		8953	0.00	0.00	0.00	0.00	0.00	0.00	0.0%
Other Sources									
Transfers from Funds of Lapsed/Reorganized LEAs		8965	0.00	0.00	0.00	0.00	0.00	0.00	0.0%
Long-Term Debt Proceeds									
Proceeds from Certificates of Participation		8971	0.00	0.00	0.00	0.00	0.00	0.00	0.0%
Proceeds from Leases		8972	0.00	0.00	0.00	0.00	0.00	0.00	0.0%
Proceeds from Lease Revenue Bonds		8973	0.00	0.00	0.00	0.00	0.00	0.00	0.0%
Proceeds from SBITAs		8974	0.00	0.00	0.00	0.00	0.00	0.00	0.0%
All Other Financing Sources		8979	0.00	0.00	0.00	0.00	0.00	0.00	0.0%
(c) TOTAL, SOURCES			0.00	0.00	0.00	0.00	0.00	0.00	0.0%
USES									

Description	Resource Codes	Object Codes	2022-23 Estimated Actuals			2023-24 Budget			% Diff Column C & F
			Unrestricted (A)	Restricted (B)	Total Fund col. A + B (C)	Unrestricted (D)	Restricted (E)	Total Fund col. D + E (F)	
Transfers of Funds from Lapsed/Reorganized LEAs		7651	0.00	0.00	0.00	0.00	0.00	0.00	0.0%
All Other Financing Uses		7699	0.00	0.00	0.00	0.00	0.00	0.00	0.0%
(d) TOTAL, USES			0.00	0.00	0.00	0.00	0.00	0.00	0.0%
CONTRIBUTIONS									
Contributions from Unrestricted Revenues		8980	(2,178,482.68)	2,178,482.68	0.00	(1,983,568.46)	1,983,568.46	0.00	0.0%
Contributions from Restricted Revenues		8990	0.00	0.00	0.00	0.00	0.00	0.00	0.0%
(e) TOTAL, CONTRIBUTIONS			(2,178,482.68)	2,178,482.68	0.00	(1,983,568.46)	1,983,568.46	0.00	0.0%
TOTAL, OTHER FINANCING SOURCES/USES (a - b + c - d + e)			(2,391,560.71)	2,178,482.68	(213,078.03)	(1,952,877.18)	1,983,568.46	30,691.28	-114.4%

Budget, July 1
General Fund
Unrestricted and Restricted
Expenditures by Function

Description	Function Codes	Object Codes	2022-23 Estimated Actuals			2023-24 Budget			% Diff Column C & F
			Unrestricted (A)	Restricted (B)	Total Fund col. A + B (C)	Unrestricted (D)	Restricted (E)	Total Fund col. D + E (F)	
A. REVENUES									
1) LCFF Sources		8010-8099	19,447,672.00	0.00	19,447,672.00	20,222,215.00	0.00	20,222,215.00	4.0%
2) Federal Revenue		8100-8299	8,481,495.07	2,558,305.26	11,039,800.33	8,481,495.07	2,702,920.51	11,184,415.58	1.3%
3) Other State Revenue		8300-8599	1,253,188.00	6,017,196.34	7,270,384.34	791,604.00	3,824,076.00	4,615,680.00	-36.5%
4) Other Local Revenue		8600-8799	149,394.78	765,063.00	914,457.78	150,436.76	796,499.00	946,935.76	3.6%
5) TOTAL, REVENUES			29,331,749.85	9,340,564.60	38,672,314.45	29,645,750.83	7,323,495.51	36,969,246.34	-4.4%
B. EXPENDITURES (Objects 1000-7999)									
1) Instruction	1000-1999		16,457,244.89	5,129,163.05	21,586,407.94	17,642,334.76	7,112,606.34	24,754,941.10	14.7%
2) Instruction - Related Services	2000-2999		4,022,129.18	207,863.64	4,229,992.82	4,070,671.88	210,067.51	4,280,739.39	1.2%
3) Pupil Services	3000-3999		1,415,636.77	474,230.35	1,889,867.12	1,410,548.89	399,481.50	1,810,030.39	-4.2%
4) Ancillary Services	4000-4999		0.00	0.00	0.00	0.00	0.00	0.00	0.0%
5) Community Services	5000-5999		74,053.85	2,475.00	76,528.85	360.00	2,475.00	2,835.00	-96.3%
6) Enterprise	6000-6999		0.00	0.00	0.00	0.00	0.00	0.00	0.0%
7) General Administration	7000-7999		2,541,322.59	855,995.00	3,397,317.59	2,533,360.00	323,828.38	2,857,188.38	-15.9%
8) Plant Services	8000-8999		3,698,160.40	1,167,266.07	4,865,426.47	2,753,198.00	1,303,142.67	4,056,340.67	-16.6%
9) Other Outgo	9000-9999	Except 7600-7699	78,485.00	232,792.00	311,277.00	78,485.00	269,225.00	347,710.00	11.7%
10) TOTAL, EXPENDITURES			28,287,032.68	8,069,785.11	36,356,817.79	28,488,958.53	9,620,826.40	38,109,784.93	4.8%
C. EXCESS (DEFICIENCY) OF REVENUES OVER EXPENDITURES BEFORE OTHER FINANCING SOURCES AND USES (A5 - B10)									
			1,044,717.17	1,270,779.49	2,315,496.66	1,156,792.30	(2,297,330.89)	(1,140,538.59)	-149.3%
D. OTHER FINANCING SOURCES/USES									
1) Interfund Transfers									
a) Transfers In		8900-8929	531,599.65	0.00	531,599.65	303,182.00	0.00	303,182.00	-43.0%
b) Transfers Out		7600-7629	744,677.68	0.00	744,677.68	272,490.72	0.00	272,490.72	-63.4%
2) Other Sources/Uses									
a) Sources		8930-8979	0.00	0.00	0.00	0.00	0.00	0.00	0.0%
b) Uses		7630-7699	0.00	0.00	0.00	0.00	0.00	0.00	0.0%
3) Contributions		8980-8999	(2,178,482.68)	2,178,482.68	0.00	(1,983,568.46)	1,983,568.46	0.00	0.0%
4) TOTAL, OTHER FINANCING SOURCES/USES			(2,391,560.71)	2,178,482.68	(213,078.03)	(1,952,877.18)	1,983,568.46	30,691.28	-114.4%
E. NET INCREASE (DECREASE) IN FUND BALANCE (C + D4)									
			(1,346,843.54)	3,449,262.17	2,102,418.63	(796,084.88)	(313,762.43)	(1,109,847.31)	-152.8%
F. FUND BALANCE, RESERVES									
1) Beginning Fund Balance									
a) As of July 1 - Unaudited		9791	17,645,250.01	2,317,562.97	19,962,812.98	16,298,406.47	5,766,825.14	22,065,231.61	10.5%

Budget, July 1
General Fund
Unrestricted and Restricted
Expenditures by Function

Description	Function Codes	Object Codes	2022-23 Estimated Actuals			2023-24 Budget			% Diff Column C & F
			Unrestricted (A)	Restricted (B)	Total Fund col. A + B (C)	Unrestricted (D)	Restricted (E)	Total Fund col. D + E (F)	
b) Audit Adjustments		9793	0.00	0.00	0.00	0.00	0.00	0.00	0.0%
c) As of July 1 - Audited (F1a + F1b)			17,645,250.01	2,317,562.97	19,962,812.98	16,298,406.47	5,766,825.14	22,065,231.61	10.5%
d) Other Restatements		9795	0.00	0.00	0.00	0.00	0.00	0.00	0.0%
e) Adjusted Beginning Balance (F1c + F1d)			17,645,250.01	2,317,562.97	19,962,812.98	16,298,406.47	5,766,825.14	22,065,231.61	10.5%
2) Ending Balance, June 30 (E + F1e)			16,298,406.47	5,766,825.14	22,065,231.61	15,502,321.59	5,453,062.71	20,955,384.30	-5.0%
Components of Ending Fund Balance									
a) Nonspendable									
Revolving Cash		9711	2,500.00	0.00	2,500.00	2,500.00	0.00	2,500.00	0.0%
Stores		9712	0.00	0.00	0.00	0.00	0.00	0.00	0.0%
Prepaid Items		9713	0.00	0.00	0.00	0.00	0.00	0.00	0.0%
All Others		9719	0.00	0.00	0.00	0.00	0.00	0.00	0.0%
b) Restricted		9740	0.00	5,766,825.14	5,766,825.14	0.00	5,453,062.71	5,453,062.71	-5.4%
c) Committed									
Stabilization Arrangements		9750	0.00	0.00	0.00	0.00	0.00	0.00	0.0%
Other Commitments (by Resource/Object)		9760	0.00	0.00	0.00	0.00	0.00	0.00	0.0%
d) Assigned									
Other Assignments (by Resource/Object)		9780	4,000,000.00	0.00	4,000,000.00	4,000,000.00	0.00	4,000,000.00	0.0%
e) Unassigned/Unappropriated									
Reserve for Economic Uncertainties		9789	1,100,000.00	0.00	1,100,000.00	1,100,000.00	0.00	1,100,000.00	0.0%
Unassigned/Unappropriated Amount		9790	11,195,906.47	0.00	11,195,906.47	10,399,821.59	0.00	10,399,821.59	-7.1%

Resource	Description	2022-23 Estimated Actuals	2023-24 Budget
2600	Expanded Learning Opportunities Program	1,455,617.00	1,411,305.00
6266	Educator Effectiveness, FY 2021-22	283,195.07	145,523.07
6300	Lottery: Instructional Materials	356,363.48	400,328.41
6500	Special Education	77,186.32	13,912.81
6537	Special Ed: Learning Recovery Support	172.33	172.33
6546	Mental Health-Related Services	117,760.80	117,760.80
6547	Special Education Early Intervention Preschool Grant	261,087.00	261,087.00
6762	Arts, Music, and Instructional Materials Discretionary Block Grant	484,032.00	484,032.00
7311	Classified School Employee Professional Development Block Grant	18,073.00	18,073.00
7415	Classified School Employee Summer Assistance Program	55.08	82.62
7426	Expanded Learning Opportunities (ELO) Grant: Paraprofessional Staff	60,944.72	0.00
7435	Learning Recovery Emergency Block Grant	1,879,056.00	1,879,056.00
7510	Low-Performing Students Block Grant	10,322.00	10,322.00
8150	Ongoing & Major Maintenance Account (RMA: Education Code Section 17070.75)	760,579.82	709,027.15
9010	Other Restricted Local	2,380.52	2,380.52
Total, Restricted Balance		5,766,825.14	5,453,062.71

Description	Resource Codes	Object Codes	2022-23 Estimated Actuals	2023-24 Budget	Percent Difference
A. REVENUES					
1) LCFF Sources		8010-8099	0.00	0.00	0.0%
2) Federal Revenue		8100-8299	732,000.00	712,000.00	-2.7%
3) Other State Revenue		8300-8599	786,200.00	786,200.00	0.0%
4) Other Local Revenue		8600-8799	10,702.05	10,630.38	-0.7%
5) TOTAL, REVENUES			1,528,902.05	1,508,830.36	-1.3%
B. EXPENDITURES					
1) Certificated Salaries		1000-1999	0.00	0.00	0.0%
2) Classified Salaries		2000-2999	476,401.86	443,277.00	-7.0%
3) Employee Benefits		3000-3999	226,841.54	227,842.00	0.4%
4) Books and Supplies		4000-4999	634,908.62	620,145.06	-2.3%
5) Services and Other Operating Expenditures		5000-5999	24,000.00	32,000.00	33.3%
6) Capital Outlay		6000-6999	25,000.00	0.00	-100.0%
7) Other Outgo (excluding Transfers of Indirect Costs)		7100-7299,7400-7499	0.00	0.00	0.0%
8) Other Outgo - Transfers of Indirect Costs		7300-7399	0.00	0.00	0.0%
9) TOTAL, EXPENDITURES			1,387,152.02	1,323,264.06	-4.6%
C. EXCESS (DEFICIENCY) OF REVENUES OVER EXPENDITURES BEFORE OTHER FINANCING SOURCES AND USES (A5 - B9)			141,750.03	185,566.30	30.9%
D. OTHER FINANCING SOURCES/USES					
1) Interfund Transfers					
a) Transfers In		8900-8929	0.00	0.00	0.0%
b) Transfers Out		7600-7629	228,417.65	0.00	-100.0%
2) Other Sources/Uses					
a) Sources		8930-8979	0.00	0.00	0.0%
b) Uses		7630-7699	0.00	0.00	0.0%
3) Contributions		8980-8999	0.00	0.00	0.0%
4) TOTAL, OTHER FINANCING SOURCES/USES			(228,417.65)	0.00	-100.0%
E. NET INCREASE (DECREASE) IN FUND BALANCE (C + D4)			(86,667.62)	185,566.30	-314.1%
F. FUND BALANCE, RESERVES					
1) Beginning Fund Balance					
a) As of July 1 - Unaudited		9791	263,547.44	176,879.82	-32.9%
b) Audit Adjustments		9793	0.00	0.00	0.0%
c) As of July 1 - Audited (F1a + F1b)			263,547.44	176,879.82	-32.9%
d) Other Restatements		9795	0.00	0.00	0.0%
e) Adjusted Beginning Balance (F1c + F1d)			263,547.44	176,879.82	-32.9%
2) Ending Balance, June 30 (E + F1e)			176,879.82	362,446.12	104.9%
Components of Ending Fund Balance					
a) Nonspendable					
Revolving Cash		9711	1,500.00	1,500.00	0.0%
Stores		9712	34,179.82	34,179.82	0.0%
Prepaid Items		9713	0.00	0.00	0.0%
All Others		9719	0.00	0.00	0.0%
b) Restricted		9740	141,185.30	326,766.30	131.4%
c) Committed					
Stabilization Arrangements		9750	0.00	0.00	0.0%
Other Commitments		9760	0.00	0.00	0.0%
d) Assigned					
Other Assignments		9780	14.70	0.00	-100.0%
e) Unassigned/Unappropriated Reserve for Economic Uncertainties		9789	0.00	0.00	0.0%
Unassigned/Unappropriated Amount		9790	0.00	0.00	0.0%
G. ASSETS					
1) Cash					
a) in County Treasury		9110	0.00		
1) Fair Value Adjustment to Cash in County Treasury		9111	0.00		
b) in Banks		9120	0.00		
c) in Revolving Cash Account		9130	0.00		
d) with Fiscal Agent/Trustee		9135	0.00		
e) Collections Awaiting Deposit		9140	0.00		
2) Investments		9150	0.00		
3) Accounts Receivable		9200	0.00		
4) Due from Grantor Government		9290	0.00		

Description	Resource Codes	Object Codes	2022-23 Estimated Actuals	2023-24 Budget	Percent Difference
5) Due from Other Funds		9310	0.00		
6) Stores		9320	0.00		
7) Prepaid Expenditures		9330	0.00		
8) Other Current Assets		9340	0.00		
9) Lease Receivable		9380	0.00		
10) TOTAL, ASSETS			0.00		
H. DEFERRED OUTFLOWS OF RESOURCES					
1) Deferred Outflows of Resources		9490	0.00		
2) TOTAL, DEFERRED OUTFLOWS			0.00		
I. LIABILITIES					
1) Accounts Payable		9500	0.00		
2) Due to Grantor Governments		9590	0.00		
3) Due to Other Funds		9610	0.00		
4) Current Loans		9640			
5) Unearned Revenue		9650	0.00		
6) TOTAL, LIABILITIES			0.00		
J. DEFERRED INFLOWS OF RESOURCES					
1) Deferred Inflows of Resources		9690	0.00		
2) TOTAL, DEFERRED INFLOWS			0.00		
K. FUND EQUITY					
(G10 + H2) - (I6 + J2)			0.00		
FEDERAL REVENUE					
Child Nutrition Programs		8220	732,000.00	712,000.00	-2.7%
Donated Food Commodities		8221	0.00	0.00	0.0%
All Other Federal Revenue		8290	0.00	0.00	0.0%
TOTAL, FEDERAL REVENUE			732,000.00	712,000.00	-2.7%
OTHER STATE REVENUE					
Child Nutrition Programs		8520	786,200.00	786,200.00	0.0%
All Other State Revenue		8590	0.00	0.00	0.0%
TOTAL, OTHER STATE REVENUE			786,200.00	786,200.00	0.0%
OTHER LOCAL REVENUE					
Other Local Revenue					
Sales					
Sale of Equipment/Supplies		8631	0.00	0.00	0.0%
Food Service Sales		8634	10,000.00	10,000.00	0.0%
Leases and Rentals		8650	0.00	0.00	0.0%
Interest		8660	500.00	500.00	0.0%
Net Increase (Decrease) in the Fair Value of Investments		8662	0.00	0.00	0.0%
Fees and Contracts					
Interagency Services		8677	0.00	0.00	0.0%
Other Local Revenue					
All Other Local Revenue		8699	202.05	130.36	-35.5%
TOTAL, OTHER LOCAL REVENUE			10,702.05	10,630.36	-0.7%
TOTAL, REVENUES			1,528,902.05	1,508,830.36	-1.3%
CERTIFICATED SALARIES					
Certificated Supervisors' and Administrators' Salaries		1300	0.00	0.00	0.0%
Other Certificated Salaries		1900	0.00	0.00	0.0%
TOTAL, CERTIFICATED SALARIES			0.00	0.00	0.0%
CLASSIFIED SALARIES					
Classified Support Salaries		2200	376,738.86	341,782.00	-9.3%
Classified Supervisors' and Administrators' Salaries		2300	68,614.00	70,672.00	3.0%
Clerical, Technical and Office Salaries		2400	31,049.00	30,823.00	-0.7%
Other Classified Salaries		2900	0.00	0.00	0.0%
TOTAL, CLASSIFIED SALARIES			476,401.86	443,277.00	-7.0%
EMPLOYEE BENEFITS					
STRS		3101-3102	0.00	0.00	0.0%
PERS		3201-3202	100,383.88	101,707.00	1.3%
OASDI/Medicare/Alternative		3301-3302	35,547.26	33,490.00	-5.8%
Health and Welfare Benefits		3401-3402	82,719.00	85,000.00	2.8%
Unemployment Insurance		3501-3502	2,404.07	2,189.00	-8.9%
Workers' Compensation		3601-3602	5,787.33	5,456.00	-5.7%

Description	Resource Codes	Object Codes	2022-23 Estimated Actuals	2023-24 Budget	Percent Difference
OPEB, Allocated		3701-3702	0.00	0.00	0.0%
OPEB, Active Employees		3751-3752	0.00	0.00	0.0%
Other Employee Benefits		3901-3902	0.00	0.00	0.0%
TOTAL, EMPLOYEE BENEFITS			226,841.54	227,842.00	0.4%
BOOKS AND SUPPLIES					
Books and Other Reference Materials		4200	0.00	0.00	0.0%
Materials and Supplies		4300	51,000.00	60,000.00	17.6%
Noncapitalized Equipment		4400	0.00	0.00	0.0%
Food		4700	583,908.62	560,145.06	-4.1%
TOTAL, BOOKS AND SUPPLIES			634,908.62	620,145.06	-2.3%
SERVICES AND OTHER OPERATING EXPENDITURES					
Subagreements for Services		5100	0.00	0.00	0.0%
Travel and Conferences		5200	1,000.00	6,000.00	500.0%
Dues and Memberships		5300	400.00	2,000.00	400.0%
Insurance		5400-5450	0.00	0.00	0.0%
Operations and Housekeeping Services		5500	0.00	0.00	0.0%
Rentals, Leases, Repairs, and Noncapitalized Improvements		5600	14,100.00	14,000.00	-0.7%
Transfers of Direct Costs		5710	0.00	0.00	0.0%
Transfers of Direct Costs - Interfund		5750	0.00	0.00	0.0%
Professional/Consulting Services and Operating Expenditures		5800	8,500.00	10,000.00	17.6%
Communications		5900	0.00	0.00	0.0%
TOTAL, SERVICES AND OTHER OPERATING EXPENDITURES			24,000.00	32,000.00	33.3%
CAPITAL OUTLAY					
Buildings and Improvements of Buildings		6200	0.00	0.00	0.0%
Equipment		6400	25,000.00	0.00	-100.0%
Equipment Replacement		6500	0.00	0.00	0.0%
Lease Assets		6600	0.00	0.00	0.0%
Subscription Assets		6700	0.00	0.00	0.0%
TOTAL, CAPITAL OUTLAY			25,000.00	0.00	-100.0%
OTHER OUTGO (excluding Transfers of Indirect Costs)					
Debt Service					
Debt Service - Interest		7438	0.00	0.00	0.0%
Other Debt Service - Principal		7439	0.00	0.00	0.0%
TOTAL, OTHER OUTGO (excluding Transfers of Indirect Costs)			0.00	0.00	0.0%
OTHER OUTGO - TRANSFERS OF INDIRECT COSTS					
Transfers of Indirect Costs - Interfund		7350	0.00	0.00	0.0%
TOTAL, OTHER OUTGO - TRANSFERS OF INDIRECT COSTS			0.00	0.00	0.0%
TOTAL, EXPENDITURES			1,387,152.02	1,323,264.06	-4.6%
INTERFUND TRANSFERS					
INTERFUND TRANSFERS IN					
From: General Fund		8916	0.00	0.00	0.0%
Other Authorized Interfund Transfers In		8919	0.00	0.00	0.0%
(a) TOTAL, INTERFUND TRANSFERS IN			0.00	0.00	0.0%
INTERFUND TRANSFERS OUT					
Other Authorized Interfund Transfers Out		7619	228,417.65	0.00	-100.0%
(b) TOTAL, INTERFUND TRANSFERS OUT			228,417.65	0.00	-100.0%
OTHER SOURCES/USES					
SOURCES					
Other Sources					
Transfers from Funds of Lapsed/Reorganized LEAs		8965	0.00	0.00	0.0%
Long-Term Debt Proceeds					
Proceeds from Leases		8972	0.00	0.00	0.0%
Proceeds from SBITAs		8974	0.00	0.00	0.0%
All Other Financing Sources		8979	0.00	0.00	0.0%
(c) TOTAL, SOURCES			0.00	0.00	0.0%
USES					
Transfers of Funds from Lapsed/Reorganized LEAs		7651	0.00	0.00	0.0%
All Other Financing Uses		7699	0.00	0.00	0.0%
(d) TOTAL, USES			0.00	0.00	0.0%
CONTRIBUTIONS					
Contributions from Unrestricted Revenues		8980	0.00	0.00	0.0%

Description	Resource Codes	Object Codes	2022-23 Estimated Actuals	2023-24 Budget	Percent Difference
Contributions from Restricted Revenues		8990	0.00	0.00	0.0%
(e) TOTAL, CONTRIBUTIONS			0.00	0.00	0.0%
TOTAL, OTHER FINANCING SOURCES/USES (a - b + c - d + e)			(228,417.65)	0.00	-100.0%

Description	Function Codes	Object Codes	2022-23 Estimated Actuals	2023-24 Budget	Percent Difference
A. REVENUES					
1) LCFF Sources		8010-8099	0.00	0.00	0.0%
2) Federal Revenue		8100-8299	732,000.00	712,000.00	-2.7%
3) Other State Revenue		8300-8599	786,200.00	786,200.00	0.0%
4) Other Local Revenue		8600-8799	10,702.05	10,630.36	-0.7%
5) TOTAL, REVENUES			1,528,902.05	1,508,830.36	-1.3%
B. EXPENDITURES (Objects 1000-7999)					
1) Instruction	1000-1999		0.00	0.00	0.0%
2) Instruction - Related Services	2000-2999		0.00	0.00	0.0%
3) Pupil Services	3000-3999		1,387,152.02	1,323,264.06	-4.6%
4) Ancillary Services	4000-4999		0.00	0.00	0.0%
5) Community Services	5000-5999		0.00	0.00	0.0%
6) Enterprise	6000-6999		0.00	0.00	0.0%
7) General Administration	7000-7999		0.00	0.00	0.0%
8) Plant Services	8000-8999		0.00	0.00	0.0%
9) Other Outgo	9000-9999	Except 7600-7699	0.00	0.00	0.0%
10) TOTAL, EXPENDITURES			1,387,152.02	1,323,264.06	-4.6%
C. EXCESS (DEFICIENCY) OF REVENUES OVER EXPENDITURES BEFORE OTHER FINANCING SOURCES AND USES (A5 - B10)			141,750.03	185,566.30	30.9%
D. OTHER FINANCING SOURCES/USES					
1) Interfund Transfers					
a) Transfers In		8900-8929	0.00	0.00	0.0%
b) Transfers Out		7600-7629	228,417.65	0.00	-100.0%
2) Other Sources/Uses					
a) Sources		8930-8979	0.00	0.00	0.0%
b) Uses		7630-7699	0.00	0.00	0.0%
3) Contributions		8980-8999	0.00	0.00	0.0%
4) TOTAL, OTHER FINANCING SOURCES/USES			(228,417.65)	0.00	-100.0%
E. NET INCREASE (DECREASE) IN FUND BALANCE (C + D4)			(86,667.62)	185,566.30	-314.1%
F. FUND BALANCE, RESERVES					
1) Beginning Fund Balance					
a) As of July 1 - Unaudited		9791	263,547.44	176,879.82	-32.9%
b) Audit Adjustments		9793	0.00	0.00	0.0%
c) As of July 1 - Audited (F1a + F1b)			263,547.44	176,879.82	-32.9%
d) Other Restatements		9795	0.00	0.00	0.0%
e) Adjusted Beginning Balance (F1c + F1d)			263,547.44	176,879.82	-32.9%
2) Ending Balance, June 30 (E + F1e)			176,879.82	362,446.12	104.9%
Components of Ending Fund Balance					
a) Nonspendable					
Revolving Cash		9711	1,500.00	1,500.00	0.0%
Stores		9712	34,179.82	34,179.82	0.0%
Prepaid Items		9713	0.00	0.00	0.0%
All Others		9719	0.00	0.00	0.0%
b) Restricted		9740	141,185.30	326,766.30	131.4%
c) Committed					
Stabilization Arrangements		9750	0.00	0.00	0.0%
Other Commitments (by Resource/Object)		9760	0.00	0.00	0.0%
d) Assigned					
Other Assignments (by Resource/Object)		9780	14.70	0.00	-100.0%
e) Unassigned/Unappropriated					
Reserve for Economic Uncertainties		9789	0.00	0.00	0.0%
Unassigned/Unappropriated Amount		9790	0.00	0.00	0.0%

Resource	Description	2022-23 Estimated Actuals	2023-24 Budget
5310	Child Nutrition: School Programs (e.g., School Lunch, School Breakfast, Milk, Pregnant & Lactating Students)	136,312.12	321,893.12
5330	Child Nutrition: Summer Food Service Program Operations	4,259.18	4,259.18
5810	Other Restricted Federal	614.00	614.00
Total, Restricted Balance		141,185.30	326,766.30

Description	Resource Codes	Object Codes	2022-23 Estimated Actuals	2023-24 Budget	Percent Difference
A. REVENUES					
1) LCFF Sources		8010-8099	0.00	0.00	0.0%
2) Federal Revenue		8100-8299	0.00	0.00	0.0%
3) Other State Revenue		8300-8599	0.00	0.00	0.0%
4) Other Local Revenue		8600-8799	312,534.00	376,278.00	20.4%
5) TOTAL, REVENUES			312,534.00	376,278.00	20.4%
B. EXPENDITURES					
1) Certificated Salaries		1000-1999	0.00	0.00	0.0%
2) Classified Salaries		2000-2999	0.00	0.00	0.0%
3) Employee Benefits		3000-3999	0.00	0.00	0.0%
4) Books and Supplies		4000-4999	0.00	0.00	0.0%
5) Services and Other Operating Expenditures		5000-5999	39,611.92	10,000.00	-74.8%
6) Capital Outlay		6000-6999	141,832.00	1,853,703.60	1,207.0%
7) Other Outgo (excluding Transfers of Indirect Costs)	7100-7299,7400-7499		0.00	0.00	0.0%
8) Other Outgo - Transfers of Indirect Costs		7300-7399	0.00	0.00	0.0%
9) TOTAL, EXPENDITURES			181,443.92	1,863,703.60	927.2%
C. EXCESS (DEFICIENCY) OF REVENUES OVER EXPENDITURES BEFORE OTHER FINANCING SOURCES AND USES (A5 - B9)			131,090.08	(1,487,425.60)	-1,234.7%
D. OTHER FINANCING SOURCES/USES					
1) Interfund Transfers					
a) Transfers In					
		8900-8929	0.00	0.00	0.0%
b) Transfers Out					
		7600-7629	0.00	0.00	0.0%
2) Other Sources/Uses					
a) Sources					
		8930-8979	0.00	0.00	0.0%
b) Uses					
		7630-7699	0.00	0.00	0.0%
3) Contributions					
		8980-8999	0.00	0.00	0.0%
4) TOTAL, OTHER FINANCING SOURCES/USES					
			0.00	0.00	0.0%
E. NET INCREASE (DECREASE) IN FUND BALANCE (C + D4)			131,090.08	(1,487,425.60)	-1,234.7%
F. FUND BALANCE, RESERVES					
1) Beginning Fund Balance					
a) As of July 1 - Unaudited					
		9791	1,356,335.52	1,487,425.60	9.7%
b) Audit Adjustments					
		9793	0.00	0.00	0.0%
c) As of July 1 - Audited (F1a + F1b)					
			1,356,335.52	1,487,425.60	9.7%
d) Other Restatements					
		9795	0.00	0.00	0.0%
e) Adjusted Beginning Balance (F1c + F1d)					
			1,356,335.52	1,487,425.60	9.7%
2) Ending Balance, June 30 (E + F1e)					
			1,487,425.60	0.00	-100.0%
Components of Ending Fund Balance					
a) Nonspendable					
Revolving Cash					
		9711	0.00	0.00	0.0%
Stores					
		9712	0.00	0.00	0.0%
Prepaid Items					
		9713	0.00	0.00	0.0%
All Others					
		9719	0.00	0.00	0.0%
b) Restricted					
		9740	959,611.92	0.00	-100.0%
c) Committed					
Stabilization Arrangements					
		9750	0.00	0.00	0.0%
Other Commitments					
		9760	0.00	0.00	0.0%
d) Assigned					
Other Assignments					
		9780	527,813.68	0.00	-100.0%
e) Unassigned/Unappropriated Reserve for Economic Uncertainties					
		9789	0.00	0.00	0.0%
Unassigned/Unappropriated Amount					
		9790	0.00	0.00	0.0%
G. ASSETS					
1) Cash					
a) in County Treasury					
		9110	0.00		
1) Fair Value Adjustment to Cash in County Treasury					
		9111	0.00		
b) in Banks					
		9120	0.00		
c) in Revolving Cash Account					
		9130	0.00		
d) with Fiscal Agent/Trustee					
		9135	0.00		
e) Collections Awaiting Deposit					
		9140	0.00		
2) Investments					
		9150	0.00		
3) Accounts Receivable					
		9200	0.00		
4) Due from Grantor Government					
		9290	0.00		

Description	Resource Codes	Object Codes	2022-23 Estimated Actuals	2023-24 Budget	Percent Difference
5) Due from Other Funds		9310	0.00		
6) Stores		9320	0.00		
7) Prepaid Expenditures		9330	0.00		
8) Other Current Assets		9340	0.00		
9) Lease Receivable		9380	0.00		
10) TOTAL, ASSETS			0.00		
H. DEFERRED OUTFLOWS OF RESOURCES					
1) Deferred Outflows of Resources		9490	0.00		
2) TOTAL, DEFERRED OUTFLOWS			0.00		
I. LIABILITIES					
1) Accounts Payable		9500	0.00		
2) Due to Grantor Governments		9590	0.00		
3) Due to Other Funds		9610	0.00		
4) Current Loans		9640			
5) Unearned Revenue		9650	0.00		
6) TOTAL, LIABILITIES			0.00		
J. DEFERRED INFLOWS OF RESOURCES					
1) Deferred Inflows of Resources		9690	0.00		
2) TOTAL, DEFERRED INFLOWS			0.00		
K. FUND EQUITY					
(G10 + H2) - (I6 + J2)			0.00		
LCFF SOURCES					
LCFF Transfers					
LCFF Transfers - Current Year		8091	0.00	0.00	0.0%
LCFF/Revenue Limit Transfers - Prior Years		8099	0.00	0.00	0.0%
TOTAL, LCFF SOURCES			0.00	0.00	0.0%
OTHER STATE REVENUE					
All Other State Revenue		8590	0.00	0.00	0.0%
TOTAL, OTHER STATE REVENUE			0.00	0.00	0.0%
OTHER LOCAL REVENUE					
Other Local Revenue					
Community Redevelopment Funds Not Subject to LCFF Deduction		8625	0.00	0.00	0.0%
Sales					
Sale of Equipment/Supplies		8631	0.00	0.00	0.0%
Interest		8660	9,500.00	9,500.00	0.0%
Net Increase (Decrease) in the Fair Value of Investments		8662	0.00	0.00	0.0%
Other Local Revenue					
All Other Local Revenue		8699	303,034.00	366,778.00	21.0%
All Other Transfers In from All Others		8799	0.00	0.00	0.0%
TOTAL, OTHER LOCAL REVENUE			312,534.00	376,278.00	20.4%
TOTAL, REVENUES			312,534.00	376,278.00	20.4%
CLASSIFIED SALARIES					
Classified Support Salaries		2200	0.00	0.00	0.0%
Other Classified Salaries		2900	0.00	0.00	0.0%
TOTAL, CLASSIFIED SALARIES			0.00	0.00	0.0%
EMPLOYEE BENEFITS					
STRS		3101-3102	0.00	0.00	0.0%
PERS		3201-3202	0.00	0.00	0.0%
OASDI/Medicare/Alternative		3301-3302	0.00	0.00	0.0%
Health and Welfare Benefits		3401-3402	0.00	0.00	0.0%
Unemployment Insurance		3501-3502	0.00	0.00	0.0%
Workers' Compensation		3601-3602	0.00	0.00	0.0%
OPEB, Allocated		3701-3702	0.00	0.00	0.0%
OPEB, Active Employees		3751-3752	0.00	0.00	0.0%
Other Employee Benefits		3901-3902	0.00	0.00	0.0%
TOTAL, EMPLOYEE BENEFITS			0.00	0.00	0.0%
BOOKS AND SUPPLIES					
Books and Other Reference Materials		4200	0.00	0.00	0.0%
Materials and Supplies		4300	0.00	0.00	0.0%
Noncapitalized Equipment		4400	0.00	0.00	0.0%
TOTAL, BOOKS AND SUPPLIES			0.00	0.00	0.0%

Description	Resource Codes	Object Codes	2022-23 Estimated Actuals	2023-24 Budget	Percent Difference
SERVICES AND OTHER OPERATING EXPENDITURES					
Subagreements for Services		5100	0.00	0.00	0.0%
Travel and Conferences		5200	0.00	0.00	0.0%
Rentals, Leases, Repairs, and Noncapitalized Improvements		5600	39,611.92	10,000.00	-74.8%
Transfers of Direct Costs		5710	0.00	0.00	0.0%
Transfers of Direct Costs - Interfund		5750	0.00	0.00	0.0%
Professional/Consulting Services and Operating Expenditures		5800	0.00	0.00	0.0%
TOTAL, SERVICES AND OTHER OPERATING EXPENDITURES			39,611.92	10,000.00	-74.8%
CAPITAL OUTLAY					
Land Improvements		6170	45,000.00	959,611.92	2,032.5%
Buildings and Improvements of Buildings		6200	66,832.00	725,573.90	985.7%
Equipment		6400	30,000.00	168,517.78	461.7%
Equipment Replacement		6500	0.00	0.00	0.0%
Lease Assets		6600	0.00	0.00	0.0%
Subscription Assets		6700	0.00	0.00	0.0%
TOTAL, CAPITAL OUTLAY			141,832.00	1,853,703.60	1,207.0%
OTHER OUTGO (excluding Transfers of Indirect Costs)					
Debt Service					
Debt Service - Interest		7438	0.00	0.00	0.0%
Other Debt Service - Principal		7439	0.00	0.00	0.0%
TOTAL, OTHER OUTGO (excluding Transfers of Indirect Costs)			0.00	0.00	0.0%
TOTAL, EXPENDITURES			181,443.92	1,863,703.60	927.2%
INTERFUND TRANSFERS					
INTERFUND TRANSFERS IN					
Other Authorized Interfund Transfers In		8919	0.00	0.00	0.0%
(a) TOTAL, INTERFUND TRANSFERS IN			0.00	0.00	0.0%
INTERFUND TRANSFERS OUT					
Other Authorized Interfund Transfers Out		7619	0.00	0.00	0.0%
(b) TOTAL, INTERFUND TRANSFERS OUT			0.00	0.00	0.0%
OTHER SOURCES/USES					
SOURCES					
Other Sources					
Transfers from Funds of Lapsed/Reorganized LEAs		8965	0.00	0.00	0.0%
Long-Term Debt Proceeds					
Proceeds from Leases		8972	0.00	0.00	0.0%
Proceeds from SBITAs		8974	0.00	0.00	0.0%
All Other Financing Sources		8979	0.00	0.00	0.0%
(c) TOTAL, SOURCES			0.00	0.00	0.0%
USES					
Transfers of Funds from Lapsed/Reorganized LEAs					
		7651	0.00	0.00	0.0%
All Other Financing Uses					
		7699	0.00	0.00	0.0%
(d) TOTAL, USES			0.00	0.00	0.0%
CONTRIBUTIONS					
Contributions from Unrestricted Revenues					
		8980	0.00	0.00	0.0%
Contributions from Restricted Revenues					
		8990	0.00	0.00	0.0%
(e) TOTAL, CONTRIBUTIONS			0.00	0.00	0.0%
TOTAL, OTHER FINANCING SOURCES/USES (a - b + c - d + e)			0.00	0.00	0.0%

Description	Function Codes	Object Codes	2022-23 Estimated Actuals	2023-24 Budget	Percent Difference
A. REVENUES					
1) LCFF Sources		8010-8099	0.00	0.00	0.0%
2) Federal Revenue		8100-8299	0.00	0.00	0.0%
3) Other State Revenue		8300-8599	0.00	0.00	0.0%
4) Other Local Revenue		8600-8799	312,534.00	376,278.00	20.4%
5) TOTAL, REVENUES			312,534.00	376,278.00	20.4%
B. EXPENDITURES (Objects 1000-7999)					
1) Instruction	1000-1999		0.00	0.00	0.0%
2) Instruction - Related Services	2000-2999		0.00	0.00	0.0%
3) Pupil Services	3000-3999		0.00	0.00	0.0%
4) Ancillary Services	4000-4999		0.00	0.00	0.0%
5) Community Services	5000-5999		0.00	0.00	0.0%
6) Enterprise	6000-6999		0.00	0.00	0.0%
7) General Administration	7000-7999		0.00	0.00	0.0%
8) Plant Services	8000-8999		181,443.92	1,863,703.60	927.2%
9) Other Outgo	9000-9999	Except 7600-7699	0.00	0.00	0.0%
10) TOTAL, EXPENDITURES			181,443.92	1,863,703.60	927.2%
C. EXCESS (DEFICIENCY) OF REVENUES OVER EXPENDITURES BEFORE OTHER FINANCING SOURCES AND USES (A5 - B10)			131,090.08	(1,487,425.60)	-1,234.7%
D. OTHER FINANCING SOURCES/USES					
1) Interfund Transfers					
a) Transfers In		8900-8929	0.00	0.00	0.0%
b) Transfers Out		7600-7629	0.00	0.00	0.0%
2) Other Sources/Uses					
a) Sources		8930-8979	0.00	0.00	0.0%
b) Uses		7630-7699	0.00	0.00	0.0%
3) Contributions		8980-8999	0.00	0.00	0.0%
4) TOTAL, OTHER FINANCING SOURCES/USES			0.00	0.00	0.0%
E. NET INCREASE (DECREASE) IN FUND BALANCE (C + D4)			131,090.08	(1,487,425.60)	-1,234.7%
F. FUND BALANCE, RESERVES					
1) Beginning Fund Balance					
a) As of July 1 - Unaudited		9791	1,356,335.52	1,487,425.60	9.7%
b) Audit Adjustments		9793	0.00	0.00	0.0%
c) As of July 1 - Audited (F1a + F1b)			1,356,335.52	1,487,425.60	9.7%
d) Other Restatements		9795	0.00	0.00	0.0%
e) Adjusted Beginning Balance (F1c + F1d)			1,356,335.52	1,487,425.60	9.7%
2) Ending Balance, June 30 (E + F1e)			1,487,425.60	0.00	-100.0%
Components of Ending Fund Balance					
a) Nonspendable					
Revolving Cash		9711	0.00	0.00	0.0%
Stores		9712	0.00	0.00	0.0%
Prepaid Items		9713	0.00	0.00	0.0%
All Others		9719	0.00	0.00	0.0%
b) Restricted		9740	959,611.92	0.00	-100.0%
c) Committed					
Stabilization Arrangements		9750	0.00	0.00	0.0%
Other Commitments (by Resource/Object)		9760	0.00	0.00	0.0%
d) Assigned					
Other Assignments (by Resource/Object)		9780	527,813.68	0.00	-100.0%
e) Unassigned/Unappropriated					
Reserve for Economic Uncertainties		9789	0.00	0.00	0.0%
Unassigned/Unappropriated Amount		9790	0.00	0.00	0.0%

	Resource	Description	2022-23 Estimated Actuals	2023-24 Budget
	8150	Ongoing & Major Maintenance Account (RMA: Education Code Section 17070.75)	959,611.92	0.00
Total, Restricted Balance			959,611.92	0.00

Description	Resource Codes	Object Codes	2022-23 Estimated Actuals	2023-24 Budget	Percent Difference
A. REVENUES					
1) LCFF Sources		8010-8099	0.00	0.00	0.0%
2) Federal Revenue		8100-8299	0.00	0.00	0.0%
3) Other State Revenue		8300-8599	0.00	0.00	0.0%
4) Other Local Revenue		8600-8799	8,000.00	1,440.00	-82.0%
5) TOTAL, REVENUES			8,000.00	1,440.00	-82.0%
B. EXPENDITURES					
1) Certificated Salaries		1000-1999	0.00	0.00	0.0%
2) Classified Salaries		2000-2999	0.00	0.00	0.0%
3) Employee Benefits		3000-3999	0.00	0.00	0.0%
4) Books and Supplies		4000-4999	0.00	0.00	0.0%
5) Services and Other Operating Expenditures		5000-5999	0.00	0.00	0.0%
6) Capital Outlay		6000-6999	0.00	0.00	0.0%
7) Other Outgo (excluding Transfers of Indirect Costs)		7100-7299,7400-7499	0.00	0.00	0.0%
8) Other Outgo - Transfers of Indirect Costs		7300-7399	0.00	0.00	0.0%
9) TOTAL, EXPENDITURES			0.00	0.00	0.0%
C. EXCESS (DEFICIENCY) OF REVENUES OVER EXPENDITURES BEFORE OTHER FINANCING SOURCES AND USES (A5 - B9)			8,000.00	1,440.00	-82.0%
D. OTHER FINANCING SOURCES/USES					
1) Interfund Transfers					
a) Transfers In		8900-8929	272,490.72	272,490.72	0.0%
b) Transfers Out		7600-7629	303,182.00	303,182.00	0.0%
2) Other Sources/Uses					
a) Sources		8930-8979	0.00	0.00	0.0%
b) Uses		7630-7699	0.00	0.00	0.0%
3) Contributions		8980-8999	0.00	0.00	0.0%
4) TOTAL, OTHER FINANCING SOURCES/USES			(30,691.28)	(30,691.28)	0.0%
E. NET INCREASE (DECREASE) IN FUND BALANCE (C + D4)			(22,691.28)	(29,251.28)	28.9%
F. FUND BALANCE, RESERVES					
1) Beginning Fund Balance					
a) As of July 1 - Unaudited		9791	698,672.94	675,981.66	-3.2%
b) Audit Adjustments		9793	0.00	0.00	0.0%
c) As of July 1 - Audited (F1a + F1b)			698,672.94	675,981.66	-3.2%
d) Other Restatements		9795	0.00	0.00	0.0%
e) Adjusted Beginning Balance (F1c + F1d)			698,672.94	675,981.66	-3.2%
2) Ending Balance, June 30 (E + F1e)			675,981.66	646,730.38	-4.3%
Components of Ending Fund Balance					
a) Nonspendable					
Revolving Cash		9711	0.00	0.00	0.0%
Stores		9712	0.00	0.00	0.0%
Prepaid Items		9713	0.00	0.00	0.0%
All Others		9719	0.00	0.00	0.0%
b) Restricted		9740	0.00	0.00	0.0%
c) Committed					
Stabilization Arrangements		9750	0.00	0.00	0.0%
Other Commitments		9760	0.00	0.00	0.0%
d) Assigned					
Other Assignments		9780	675,981.66	646,730.38	-4.3%
e) Unassigned/Unappropriated Reserve for Economic Uncertainties		9789	0.00	0.00	0.0%
Unassigned/Unappropriated Amount		9790	0.00	0.00	0.0%
G. ASSETS					
1) Cash					
a) in County Treasury		9110	0.00		
1) Fair Value Adjustment to Cash in County Treasury		9111	0.00		
b) in Banks		9120	0.00		
c) in Revolving Cash Account		9130	0.00		
d) with Fiscal Agent/Trustee		9135	0.00		
e) Collections Awaiting Deposit		9140	0.00		
2) Investments		9150	0.00		
3) Accounts Receivable		9200	0.00		
4) Due from Grantor Government		9290	0.00		

Description	Resource Codes	Object Codes	2022-23 Estimated Actuals	2023-24 Budget	Percent Difference
5) Due from Other Funds		9310	0.00		
6) Stores		9320	0.00		
7) Prepaid Expenditures		9330	0.00		
8) Other Current Assets		9340	0.00		
9) Lease Receivable		9380	0.00		
10) TOTAL, ASSETS			0.00		
H. DEFERRED OUTFLOWS OF RESOURCES					
1) Deferred Outflows of Resources		9490	0.00		
2) TOTAL, DEFERRED OUTFLOWS			0.00		
I. LIABILITIES					
1) Accounts Payable		9500	0.00		
2) Due to Grantor Governments		9590	0.00		
3) Due to Other Funds		9610	0.00		
4) Current Loans		9640	0.00		
5) Unearned Revenue		9650	0.00		
6) TOTAL, LIABILITIES			0.00		
J. DEFERRED INFLOWS OF RESOURCES					
1) Deferred Inflows of Resources		9690	0.00		
2) TOTAL, DEFERRED INFLOWS			0.00		
K. FUND EQUITY					
(G10 + H2) - (I6 + J2)			0.00		
OTHER LOCAL REVENUE					
Other Local Revenue					
Interest		8660	8,000.00	1,440.00	-82.0%
Net Increase (Decrease) in the Fair Value of Investments		8662	0.00	0.00	0.0%
TOTAL, OTHER LOCAL REVENUE			8,000.00	1,440.00	-82.0%
TOTAL, REVENUES			8,000.00	1,440.00	-82.0%
INTERFUND TRANSFERS					
INTERFUND TRANSFERS IN					
From: General Fund/CSSF		8912	272,490.72	272,490.72	0.0%
Other Authorized Interfund Transfers In		8919	0.00	0.00	0.0%
(a) TOTAL, INTERFUND TRANSFERS IN			272,490.72	272,490.72	0.0%
INTERFUND TRANSFERS OUT					
To: General Fund/CSSF		7612	0.00	0.00	0.0%
To: State School Building Fund/County School Facilities Fund		7613	0.00	0.00	0.0%
Other Authorized Interfund Transfers Out		7619	303,182.00	303,182.00	0.0%
(b) TOTAL, INTERFUND TRANSFERS OUT			303,182.00	303,182.00	0.0%
OTHER SOURCES/USES					
SOURCES					
Other Sources					
Transfers from Funds of Lapsed/Reorganized LEAs		8965	0.00	0.00	0.0%
(c) TOTAL, SOURCES			0.00	0.00	0.0%
USES					
Transfers of Funds from Lapsed/Reorganized LEAs		7651	0.00	0.00	0.0%
(d) TOTAL, USES			0.00	0.00	0.0%
CONTRIBUTIONS					
Contributions from Restricted Revenues		8990	0.00	0.00	0.0%
(e) TOTAL, CONTRIBUTIONS			0.00	0.00	0.0%
TOTAL, OTHER FINANCING SOURCES/USES (a - b + c - d + e)			(30,691.28)	(30,691.28)	0.0%

Description	Function Codes	Object Codes	2022-23 Estimated Actuals	2023-24 Budget	Percent Difference
A. REVENUES					
1) LCFF Sources		8010-8099	0.00	0.00	0.0%
2) Federal Revenue		8100-8299	0.00	0.00	0.0%
3) Other State Revenue		8300-8599	0.00	0.00	0.0%
4) Other Local Revenue		8600-8799	8,000.00	1,440.00	-82.0%
5) TOTAL, REVENUES			8,000.00	1,440.00	-82.0%
B. EXPENDITURES (Objects 1000-7999)					
1) Instruction	1000-1999		0.00	0.00	0.0%
2) Instruction - Related Services	2000-2999		0.00	0.00	0.0%
3) Pupil Services	3000-3999		0.00	0.00	0.0%
4) Ancillary Services	4000-4999		0.00	0.00	0.0%
5) Community Services	5000-5999		0.00	0.00	0.0%
6) Enterprise	6000-6999		0.00	0.00	0.0%
7) General Administration	7000-7999		0.00	0.00	0.0%
8) Plant Services	8000-8999		0.00	0.00	0.0%
9) Other Outgo	9000-9999	Except 7600-7699	0.00	0.00	0.0%
10) TOTAL, EXPENDITURES			0.00	0.00	0.0%
C. EXCESS (DEFICIENCY) OF REVENUES OVER EXPENDITURES BEFORE OTHER FINANCING SOURCES AND USES (A5 - B10)			8,000.00	1,440.00	-82.0%
D. OTHER FINANCING SOURCES/USES					
1) Interfund Transfers					
a) Transfers In		8900-8929	272,490.72	272,490.72	0.0%
b) Transfers Out		7600-7629	303,182.00	303,182.00	0.0%
2) Other Sources/Uses					
a) Sources		8930-8979	0.00	0.00	0.0%
b) Uses		7630-7699	0.00	0.00	0.0%
3) Contributions		8980-8999	0.00	0.00	0.0%
4) TOTAL, OTHER FINANCING SOURCES/USES			(30,691.28)	(30,691.28)	0.0%
E. NET INCREASE (DECREASE) IN FUND BALANCE (C + D4)			(22,691.28)	(29,251.28)	28.9%
F. FUND BALANCE, RESERVES					
1) Beginning Fund Balance					
a) As of July 1 - Unaudited		9791	698,672.94	675,981.66	-3.2%
b) Audit Adjustments		9793	0.00	0.00	0.0%
c) As of July 1 - Audited (F1a + F1b)			698,672.94	675,981.66	-3.2%
d) Other Restatements		9795	0.00	0.00	0.0%
e) Adjusted Beginning Balance (F1c + F1d)			698,672.94	675,981.66	-3.2%
2) Ending Balance, June 30 (E + F1e)			675,981.66	646,730.38	-4.3%
Components of Ending Fund Balance					
a) Nonspendable					
Revolving Cash		9711	0.00	0.00	0.0%
Stores		9712	0.00	0.00	0.0%
Prepaid Items		9713	0.00	0.00	0.0%
All Others		9719	0.00	0.00	0.0%
b) Restricted					
c) Committed					
Stabilization Arrangements		9750	0.00	0.00	0.0%
Other Commitments (by Resource/Object)		9760	0.00	0.00	0.0%
d) Assigned					
Other Assignments (by Resource/Object)		9780	675,981.66	646,730.38	-4.3%
e) Unassigned/Unappropriated					
Reserve for Economic Uncertainties		9789	0.00	0.00	0.0%
Unassigned/Unappropriated Amount		9790	0.00	0.00	0.0%

Resource	Description	2022-23 Estimated Actuals	2023-24 Budget
Total, Restricted Balance		0.00	0.00

Description	Resource Codes	Object Codes	2022-23 Estimated Actuals	2023-24 Budget	Percent Difference
A. REVENUES					
1) LCOFF Sources		8010-8099	0.00	0.00	0.0%
2) Federal Revenue		8100-8299	0.00	0.00	0.0%
3) Other State Revenue		8300-8599	0.00	0.00	0.0%
4) Other Local Revenue		8600-8799	7,400.00	7,400.00	0.0%
5) TOTAL, REVENUES			7,400.00	7,400.00	0.0%
B. EXPENDITURES					
1) Certificated Salaries		1000-1999	0.00	0.00	0.0%
2) Classified Salaries		2000-2999	0.00	0.00	0.0%
3) Employee Benefits		3000-3999	0.00	0.00	0.0%
4) Books and Supplies		4000-4999	0.00	0.00	0.0%
5) Services and Other Operating Expenditures		5000-5999	1,250.00	1,250.00	0.0%
6) Capital Outlay		6000-6999	0.00	0.00	0.0%
7) Other Outgo (excluding Transfers of Indirect Costs)		7100-7299, 7400-7499	0.00	0.00	0.0%
8) Other Outgo - Transfers of Indirect Costs		7300-7399	0.00	0.00	0.0%
9) TOTAL, EXPENDITURES			1,250.00	1,250.00	0.0%
C. EXCESS (DEFICIENCY) OF REVENUES OVER EXPENDITURES BEFORE OTHER FINANCING SOURCES AND USES (A5 - B9)			6,150.00	6,150.00	0.0%
D. OTHER FINANCING SOURCES/USES					
1) Interfund Transfers					
a) Transfers In		8900-8929	0.00	0.00	0.0%
b) Transfers Out		7600-7629	0.00	0.00	0.0%
2) Other Sources/Uses					
a) Sources		8830-8979	0.00	0.00	0.0%
b) Uses		7630-7699	0.00	0.00	0.0%
3) Contributions		6980-6999	0.00	0.00	0.0%
4) TOTAL, OTHER FINANCING SOURCES/USES			0.00	0.00	0.0%
E. NET INCREASE (DECREASE) IN FUND BALANCE (C + D4)			6,150.00	6,150.00	0.0%
F. FUND BALANCE, RESERVES					
1) Beginning Fund Balance					
a) As of July 1 - Unaudited		9791	25,588.23	31,738.23	24.0%
b) Audit Adjustments		9793	0.00	0.00	0.0%
c) As of July 1 - Audited (F1a + F1b)			25,588.23	31,738.23	24.0%
d) Other Restatements		9795	0.00	0.00	0.0%
e) Adjusted Beginning Balance (F1c + F1d)			25,588.23	31,738.23	24.0%
2) Ending Balance, June 30 (E + F1e)			31,738.23	37,888.23	19.4%
Components of Ending Fund Balance					
a) Nonspendable					
Revolving Cash		9711	0.00	0.00	0.0%
Stores		9712	0.00	0.00	0.0%
Prepaid Items		9713	0.00	0.00	0.0%
All Others		9719	0.00	0.00	0.0%
b) Restricted		9740	31,738.23	37,888.23	19.4%
c) Committed					
Stabilization Arrangements		9750	0.00	0.00	0.0%
Other Commitments		9760	0.00	0.00	0.0%
d) Assigned					
Other Assignments		9780	0.00	0.00	0.0%
e) Unassigned/Unappropriated					
Reserve for Economic Uncertainties		9788	0.00	0.00	0.0%
Unassigned/Unappropriated Amount		9790	0.00	0.00	0.0%
G. ASSETS					
1) Cash					
a) in County Treasury		9110	0.00		
1) Fair Value Adjustment to Cash in County Treasury		9111	0.00		
b) in Banks		9120	0.00		
c) in Revolving Cash Account		9130	0.00		
d) with Fiscal Agent/Trustee		9135	0.00		
e) Collections Awaiting Deposit		9140	0.00		
2) Investments					
9150			0.00		
3) Accounts Receivable					
9200			0.00		

Description	Resource Codes	Object Codes	2022-23 Estimated Actuals	2023-24 Budget	Percent Difference
4) Due from Grantor Government		9290	0.00		
5) Due from Other Funds		9310	0.00		
6) Stores		9320	0.00		
7) Prepaid Expenditures		9330	0.00		
8) Other Current Assets		9340	0.00		
9) Lease Receivable		9380	0.00		
10) TOTAL, ASSETS			0.00		
H. DEFERRED OUTFLOWS OF RESOURCES					
1) Deferred Outflows of Resources		9490	0.00		
2) TOTAL, DEFERRED OUTFLOWS			0.00		
I. LIABILITIES					
1) Accounts Payable		9500	0.00		
2) Due to Grantor Governments		9590	0.00		
3) Due to Other Funds		9610	0.00		
4) Current Loans		9640	0.00		
5) Unearned Revenue		9650	0.00		
6) TOTAL, LIABILITIES			0.00		
J. DEFERRED INFLOWS OF RESOURCES					
1) Deferred Inflows of Resources		9690	0.00		
2) TOTAL, DEFERRED INFLOWS			0.00		
K. FUND EQUITY					
Ending Fund Balance, June 30 (G10 + H2) - (I6 + J2)			0.00		
OTHER STATE REVENUE					
Tax Relief Subventions					
Restricted Levies - Other					
Homeowners' Exemptions		8575	0.00	0.00	0.0%
Other Subventions/In-Lieu Taxes		8576	0.00	0.00	0.0%
All Other State Revenue		8590	0.00	0.00	0.0%
TOTAL, OTHER STATE REVENUE			0.00	0.00	0.0%
OTHER LOCAL REVENUE					
Other Local Revenue					
County and District Taxes					
Other Restricted Levies					
Secured Roll		8615	0.00	0.00	0.0%
Unsecured Roll		8616	0.00	0.00	0.0%
Prior Years' Taxes		8617	0.00	0.00	0.0%
Supplemental Taxes		8618	0.00	0.00	0.0%
Non-Ad Valorem Taxes					
Parcel Taxes		8621	0.00	0.00	0.0%
Other		8622	0.00	0.00	0.0%
Community Redevelopment Funds Not Subject to LCFF Deduction		8625	0.00	0.00	0.0%
Penalties and Interest from Delinquent Non-LCFF Taxes		8629	0.00	0.00	0.0%
Sales					
Sale of Equipment/Supplies		8631	0.00	0.00	0.0%
Interest		8660	400.00	400.00	0.0%
Net Increase (Decrease) in the Fair Value of Investments		8662	0.00	0.00	0.0%
Fees and Contracts					
Mitigation/Developer Fees		8681	7,000.00	7,000.00	0.0%
Other Local Revenue					
All Other Local Revenue		8699	0.00	0.00	0.0%
All Other Transfers In from All Others		8799	0.00	0.00	0.0%
TOTAL, OTHER LOCAL REVENUE			7,400.00	7,400.00	0.0%
TOTAL, REVENUES			7,400.00	7,400.00	0.0%
CERTIFICATED SALARIES					
Other Certificated Salaries		1900	0.00	0.00	0.0%
TOTAL, CERTIFICATED SALARIES			0.00	0.00	0.0%
CLASSIFIED SALARIES					
Classified Support Salaries		2200	0.00	0.00	0.0%
Classified Supervisors' and Administrators' Salaries		2300	0.00	0.00	0.0%
Clerical, Technical and Office Salaries		2400	0.00	0.00	0.0%
Other Classified Salaries		2900	0.00	0.00	0.0%

Description	Resource Codes	Object Codes	2022-23 Estimated Actuals	2023-24 Budget	Percent Difference
TOTAL, CLASSIFIED SALARIES			0.00	0.00	0.0%
EMPLOYEE BENEFITS					
STRS		3101-3102	0.00	0.00	0.0%
PERS		3201-3202	0.00	0.00	0.0%
OASDI/Medicare/Alternative		3301-3302	0.00	0.00	0.0%
Health and Welfare Benefits		3401-3402	0.00	0.00	0.0%
Unemployment Insurance		3501-3502	0.00	0.00	0.0%
Workers' Compensation		3601-3602	0.00	0.00	0.0%
OPEB, Allocated		3701-3702	0.00	0.00	0.0%
OPEB, Active Employees		3751-3752	0.00	0.00	0.0%
Other Employee Benefits		3901-3902	0.00	0.00	0.0%
TOTAL, EMPLOYEE BENEFITS			0.00	0.00	0.0%
BOOKS AND SUPPLIES					
Approved Textbooks and Core Curricula Materials		4100	0.00	0.00	0.0%
Books and Other Reference Materials		4200	0.00	0.00	0.0%
Materials and Supplies		4300	0.00	0.00	0.0%
Noncapitalized Equipment		4400	0.00	0.00	0.0%
TOTAL, BOOKS AND SUPPLIES			0.00	0.00	0.0%
SERVICES AND OTHER OPERATING EXPENDITURES					
Subagreements for Services		5100	0.00	0.00	0.0%
Travel and Conferences		5200	0.00	0.00	0.0%
Insurance		5400-5450	0.00	0.00	0.0%
Operations and Housekeeping Services		5500	0.00	0.00	0.0%
Rentals, Leases, Repairs, and Noncapitalized Improvements		5600	0.00	0.00	0.0%
Transfers of Direct Costs		5710	0.00	0.00	0.0%
Transfers of Direct Costs - Interfund		5750	0.00	0.00	0.0%
Professional/Consulting Services and Operating Expenditures		5800	1,250.00	1,250.00	0.0%
Communications		5900	0.00	0.00	0.0%
TOTAL, SERVICES AND OTHER OPERATING EXPENDITURES			1,250.00	1,250.00	0.0%
CAPITAL OUTLAY					
Land		6100	0.00	0.00	0.0%
Land Improvements		6170	0.00	0.00	0.0%
Buildings and Improvements of Buildings		6200	0.00	0.00	0.0%
Books and Media for New School Libraries or Major Expansion of School Libraries		6300	0.00	0.00	0.0%
Equipment		6400	0.00	0.00	0.0%
Equipment Replacement		6500	0.00	0.00	0.0%
Lease Assets		6600	0.00	0.00	0.0%
Subscription Assets		6700	0.00	0.00	0.0%
TOTAL, CAPITAL OUTLAY			0.00	0.00	0.0%
OTHER OUTGO (excluding Transfers of Indirect Costs)					
Other Transfers Out					
All Other Transfers Out to All Others		7299	0.00	0.00	0.0%
Debt Service					
Debt Service - Interest		7438	0.00	0.00	0.0%
Other Debt Service - Principal		7439	0.00	0.00	0.0%
TOTAL, OTHER OUTGO (excluding Transfers of Indirect Costs)			0.00	0.00	0.0%
TOTAL, EXPENDITURES			1,250.00	1,250.00	0.0%
INTERFUND TRANSFERS					
INTERFUND TRANSFERS IN					
Other Authorized Interfund Transfers In		8919	0.00	0.00	0.0%
(a) TOTAL, INTERFUND TRANSFERS IN			0.00	0.00	0.0%
INTERFUND TRANSFERS OUT					
From: All Other Funds To: State School Building Fund/County School Facilities Fund		7613	0.00	0.00	0.0%
Other Authorized Interfund Transfers Out		7619	0.00	0.00	0.0%
(b) TOTAL, INTERFUND TRANSFERS OUT			0.00	0.00	0.0%
OTHER SOURCES/USES					
SOURCES					
Proceeds					
Proceeds from Disposal of Capital Assets		8953	0.00	0.00	0.0%
Other Sources					
Transfers from Funds of Lapsed/Reorganized LEAs		8965	0.00	0.00	0.0%
Long-Term Debt Proceeds					

Description	Resource Codes	Object Codes	2022-23 Estimated Actuals	2023-24 Budget	Percent Difference
Proceeds from Certificates of Participation		8971	0.00	0.00	0.0%
Proceeds from Leases		8972	0.00	0.00	0.0%
Proceeds from Lease Revenue Bonds		8973	0.00	0.00	0.0%
Proceeds from SBITAs		8974	0.00	0.00	0.0%
All Other Financing Sources		8979	0.00	0.00	0.0%
(c) TOTAL, SOURCES			0.00	0.00	0.0%
USES					
Transfers of Funds from Lapsed/Reorganized LEAs		7651	0.00	0.00	0.0%
All Other Financing Uses		7699	0.00	0.00	0.0%
(d) TOTAL, USES			0.00	0.00	0.0%
CONTRIBUTIONS					
Contributions from Unrestricted Revenues		8980	0.00	0.00	0.0%
Contributions from Restricted Revenues		8990	0.00	0.00	0.0%
(e) TOTAL, CONTRIBUTIONS			0.00	0.00	0.0%
TOTAL, OTHER FINANCING SOURCES/USES (a - b + c - d + e)			0.00	0.00	0.0%

Description	Function Codes	Object Codes	2022-23 Estimated Actuals	2023-24 Budget	Percent Difference
A. REVENUES					
1) LCFF Sources		8010-8099	0.00	0.00	0.0%
2) Federal Revenue		8100-8299	0.00	0.00	0.0%
3) Other State Revenue		8300-8599	0.00	0.00	0.0%
4) Other Local Revenue		8600-8799	7,400.00	7,400.00	0.0%
5) TOTAL, REVENUES			7,400.00	7,400.00	0.0%
B. EXPENDITURES (Objects 1000-7999)					
1) Instruction	1000-1999		0.00	0.00	0.0%
2) Instruction - Related Services	2000-2999		0.00	0.00	0.0%
3) Pupil Services	3000-3999		0.00	0.00	0.0%
4) Ancillary Services	4000-4999		0.00	0.00	0.0%
5) Community Services	5000-5999		0.00	0.00	0.0%
6) Enterprise	6000-6999		0.00	0.00	0.0%
7) General Administration	7000-7999		0.00	0.00	0.0%
8) Plant Services	8000-8999		1,250.00	1,250.00	0.0%
9) Other Outgo	9000-9999	Except 7600-7699	0.00	0.00	0.0%
10) TOTAL, EXPENDITURES			1,250.00	1,250.00	0.0%
C. EXCESS (DEFICIENCY) OF REVENUES OVER EXPENDITURES BEFORE OTHER FINANCING SOURCES AND USES(A5 -B10)			6,150.00	6,150.00	0.0%
D. OTHER FINANCING SOURCES/USES					
1) Interfund Transfers					
a) Transfers In		8900-8929	0.00	0.00	0.0%
b) Transfers Out		7600-7629	0.00	0.00	0.0%
2) Other Sources/Uses					
a) Sources		8930-8979	0.00	0.00	0.0%
b) Uses		7630-7699	0.00	0.00	0.0%
3) Contributions		8980-8999	0.00	0.00	0.0%
4) TOTAL, OTHER FINANCING SOURCES/USES			0.00	0.00	0.0%
E. NET INCREASE (DECREASE) IN FUND BALANCE(C + D4)			6,150.00	6,150.00	0.0%
F. FUND BALANCE, RESERVES					
1) Beginning Fund Balance					
a) As of July 1 - Unaudited		9791	25,588.23	31,738.23	24.0%
b) Audit Adjustments		9793	0.00	0.00	0.0%
c) As of July 1 - Audited (F1a + F1b)			25,588.23	31,738.23	24.0%
d) Other Restatements		9795	0.00	0.00	0.0%
e) Adjusted Beginning Balance (F1c + F1d)			25,588.23	31,738.23	24.0%
2) Ending Balance, June 30 (E + F1e)			31,738.23	37,888.23	19.4%
Components of Ending Fund Balance					
a) Nonspendable					
Revolving Cash		9711	0.00	0.00	0.0%
Stores		9712	0.00	0.00	0.0%
Prepaid Items		9713	0.00	0.00	0.0%
All Others		9719	0.00	0.00	0.0%
b) Restricted		9740	31,738.23	37,888.23	19.4%
c) Committed					
Stabilization Arrangements		9750	0.00	0.00	0.0%
Other Commitments (by Resource/Object)		9760	0.00	0.00	0.0%
d) Assigned					
Other Assignments (by Resource/Object)		9780	0.00	0.00	0.0%
e) Unassigned/Unappropriated					
Reserve for Economic Uncertainties		9789	0.00	0.00	0.0%
Unassigned/Unappropriated Amount		9790	0.00	0.00	0.0%

Resource	Description	2022-23 Estimated Actuals	2023-24 Budget
9010	Other Restricted Local	31,738.23	37,888.23
Total, Restricted Balance		<u>31,738.23</u>	<u>37,888.23</u>

Description	Resource Codes	Object Codes	2022-23 Estimated Actuals	2023-24 Budget	Percent Difference
A. REVENUES					
1) LCFF Sources		8010-8099	0.00	0.00	0.0%
2) Federal Revenue		8100-8299	533,777.00	382,307.60	-28.4%
3) Other State Revenue		8300-8599	0.00	0.00	0.0%
4) Other Local Revenue		8600-8799	28,457.36	25,000.00	-5.5%
5) TOTAL, REVENUES			560,234.36	407,307.60	-27.3%
B. EXPENDITURES					
1) Certificated Salaries		1000-1999	0.00	0.00	0.0%
2) Classified Salaries		2000-2999	0.00	0.00	0.0%
3) Employee Benefits		3000-3999	0.00	0.00	0.0%
4) Books and Supplies		4000-4999	0.00	0.00	0.0%
5) Services and Other Operating Expenditures		5000-5999	2,000.00	0.00	-100.0%
6) Capital Outlay		6000-6999	886,813.92	1,271,121.52	43.3%
7) Other Outgo (excluding Transfers of Indirect Costs)	7100-7299, 7400-7499		0.00	0.00	0.0%
8) Other Outgo - Transfers of Indirect Costs		7300-7399	0.00	0.00	0.0%
9) TOTAL, EXPENDITURES			888,813.92	1,271,121.52	43.0%
C. EXCESS (DEFICIENCY) OF REVENUES OVER EXPENDITURES BEFORE OTHER FINANCING SOURCES AND USES (A5 - B9)			(328,579.56)	(863,813.92)	162.9%
D. OTHER FINANCING SOURCES/USES					
1) Interfund Transfers					
a) Transfers In		8900-8929	306,523.26	0.00	-100.0%
b) Transfers Out		7600-7629	306,523.26	0.00	-100.0%
2) Other Sources/Uses					
a) Sources		8930-8979	0.00	0.00	0.0%
b) Uses		7630-7699	0.00	0.00	0.0%
3) Contributions		8980-8999	472,186.98	0.00	-100.0%
4) TOTAL, OTHER FINANCING SOURCES/USES			472,186.98	0.00	-100.0%
E. NET INCREASE (DECREASE) IN FUND BALANCE (C + D4)			143,607.40	(863,813.92)	-701.5%
F. FUND BALANCE, RESERVES					
1) Beginning Fund Balance					
a) As of July 1 - Unaudited		9791	931,431.27	1,075,038.67	15.4%
b) Audit Adjustments		9793	0.00	0.00	0.0%
c) As of July 1 - Audited (F1a + F1b)			931,431.27	1,075,038.67	15.4%
d) Other Restatements		9795	0.00	0.00	0.0%
e) Adjusted Beginning Balance (F1c + F1d)			931,431.27	1,075,038.67	15.4%
2) Ending Balance, June 30 (E + F1e)					
Components of Ending Fund Balance					
a) Nonspendable					
Revolving Cash		9711	0.00	0.00	0.0%
Stores		9712	0.00	0.00	0.0%
Prepaid Items		9713	0.00	0.00	0.0%
All Others		9719	0.00	0.00	0.0%
b) Restricted					
c) Committed					
Stabilization Arrangements		9750	0.00	0.00	0.0%
Other Commitments		9760	0.00	0.00	0.0%
d) Assigned					
Other Assignments		9780	1,075,038.67	211,224.75	-80.4%
e) Unassigned/Unappropriated					
Reserve for Economic Uncertainties		9789	0.00	0.00	0.0%
Unassigned/Unappropriated Amount		9790	0.00	0.00	0.0%
G. ASSETS					
1) Cash					
a) in County Treasury		9110	0.00		
1) Fair Value Adjustment to Cash in County Treasury		9111	0.00		
b) in Banks		9120	0.00		
c) in Revolving Cash Account		9130	0.00		
d) with Fiscal Agent/Trustee		9135	0.00		
e) Collections Awaiting Deposit		9140	0.00		
2) Investments		9150	0.00		
3) Accounts Receivable		9200	0.00		

Description	Resource Codes	Object Codes	2022-23 Estimated Actuals	2023-24 Budget	Percent Difference
4) Due from Grantor Government		9290	0.00		
5) Due from Other Funds		9310	0.00		
6) Stores		9320	0.00		
7) Prepaid Expenditures		9330	0.00		
8) Other Current Assets		9340	0.00		
9) Lease Receivable		9380	0.00		
10) TOTAL, ASSETS			0.00		
H. DEFERRED OUTFLOWS OF RESOURCES					
1) Deferred Outflows of Resources		9490	0.00		
2) TOTAL, DEFERRED OUTFLOWS			0.00		
I. LIABILITIES					
1) Accounts Payable		9500	0.00		
2) Due to Grantor Governments		9590	0.00		
3) Due to Other Funds		9610	0.00		
4) Current Loans		9640	0.00		
5) Unearned Revenue		9650	0.00		
6) TOTAL, LIABILITIES			0.00		
J. DEFERRED INFLOWS OF RESOURCES					
1) Deferred Inflows of Resources		9690	0.00		
2) TOTAL, DEFERRED INFLOWS			0.00		
K. FUND EQUITY					
Ending Fund Balance, June 30 (G10 + H2) - (I6 + J2)			0.00		
FEDERAL REVENUE					
All Other Federal Revenue		8290	533,777.00	382,307.60	-28.4%
TOTAL, FEDERAL REVENUE			533,777.00	382,307.60	-28.4%
OTHER STATE REVENUE					
School Facilities Apportionments		8545	0.00	0.00	0.0%
Pass-Through Revenues from State Sources		8587	0.00	0.00	0.0%
All Other State Revenue		8590	0.00	0.00	0.0%
TOTAL, OTHER STATE REVENUE			0.00	0.00	0.0%
OTHER LOCAL REVENUE					
Sales					
Sale of Equipment/Supplies		8631	0.00	0.00	0.0%
Leases and Rentals		8650	0.00	0.00	0.0%
Interest		8660	26,457.36	25,000.00	-5.5%
Net Increase (Decrease) in the Fair Value of Investments		8662	0.00	0.00	0.0%
Other Local Revenue					
All Other Local Revenue		8699	0.00	0.00	0.0%
All Other Transfers In from All Others		8799	0.00	0.00	0.0%
TOTAL, OTHER LOCAL REVENUE			26,457.36	25,000.00	-5.5%
TOTAL, REVENUES			560,234.36	407,307.60	-27.3%
CLASSIFIED SALARIES					
Classified Support Salaries		2200	0.00	0.00	0.0%
Classified Supervisors' and Administrators' Salaries		2300	0.00	0.00	0.0%
Clerical, Technical and Office Salaries		2400	0.00	0.00	0.0%
Other Classified Salaries		2900	0.00	0.00	0.0%
TOTAL, CLASSIFIED SALARIES			0.00	0.00	0.0%
EMPLOYEE BENEFITS					
STRS		3101-3102	0.00	0.00	0.0%
PERS		3201-3202	0.00	0.00	0.0%
OASDI/Medicare/Alternative		3301-3302	0.00	0.00	0.0%
Health and Welfare Benefits		3401-3402	0.00	0.00	0.0%
Unemployment Insurance		3501-3502	0.00	0.00	0.0%
Workers' Compensation		3601-3602	0.00	0.00	0.0%
OPEB, Allocated		3701-3702	0.00	0.00	0.0%
OPEB, Active Employees		3751-3752	0.00	0.00	0.0%
Other Employee Benefits		3901-3902	0.00	0.00	0.0%
TOTAL, EMPLOYEE BENEFITS			0.00	0.00	0.0%
BOOKS AND SUPPLIES					
Books and Other Reference Materials		4200	0.00	0.00	0.0%
Materials and Supplies		4300	0.00	0.00	0.0%

Description	Resource Codes	Object Codes	2022-23 Estimated Actuals	2023-24 Budget	Percent Difference
Noncapitalized Equipment		4400	0.00	0.00	0.0%
TOTAL, BOOKS AND SUPPLIES			0.00	0.00	0.0%
SERVICES AND OTHER OPERATING EXPENDITURES					
Subagreements for Services		5100	0.00	0.00	0.0%
Travel and Conferences		5200	0.00	0.00	0.0%
Insurance		5400-5450	0.00	0.00	0.0%
Operations and Housekeeping Services		5500	0.00	0.00	0.0%
Rentals, Leases, Repairs, and Noncapitalized Improvements		5600	0.00	0.00	0.0%
Transfers of Direct Costs		5710	0.00	0.00	0.0%
Transfers of Direct Costs - Interfund		5750	0.00	0.00	0.0%
Professional/Consulting Services and Operating Expenditures		5800	2,000.00	0.00	-100.0%
Communications		5900	0.00	0.00	0.0%
TOTAL, SERVICES AND OTHER OPERATING EXPENDITURES			2,000.00	0.00	-100.0%
CAPITAL OUTLAY					
Land		6100	0.00	0.00	0.0%
Land Improvements		6170	0.00	0.00	0.0%
Buildings and Improvements of Buildings		6200	886,813.92	1,271,121.52	43.3%
Books and Media for New School Libraries or Major Expansion of School Libraries		6300	0.00	0.00	0.0%
Equipment		6400	0.00	0.00	0.0%
Equipment Replacement		6500	0.00	0.00	0.0%
Lease Assets		6600	0.00	0.00	0.0%
Subscription Assets		6700	0.00	0.00	0.0%
TOTAL, CAPITAL OUTLAY			886,813.92	1,271,121.52	43.3%
OTHER OUTGO (excluding Transfers of Indirect Costs)					
Other Transfers Out					
Transfers of Pass-Through Revenues					
To Districts or Charter Schools		7211	0.00	0.00	0.0%
To County Offices		7212	0.00	0.00	0.0%
To JPAs		7213	0.00	0.00	0.0%
All Other Transfers Out to All Others		7299	0.00	0.00	0.0%
Debt Service					
Debt Service - Interest		7438	0.00	0.00	0.0%
Other Debt Service - Principal		7439	0.00	0.00	0.0%
TOTAL, OTHER OUTGO (excluding Transfers of Indirect Costs)			0.00	0.00	0.0%
TOTAL, EXPENDITURES			886,813.92	1,271,121.52	43.0%
INTERFUND TRANSFERS					
INTERFUND TRANSFERS IN					
To: State School Building Fund/County School Facilities Fund From: All Other Funds		8913	0.00	0.00	0.0%
Other Authorized Interfund Transfers In		8919	306,523.26	0.00	-100.0%
(a) TOTAL, INTERFUND TRANSFERS IN			306,523.26	0.00	-100.0%
INTERFUND TRANSFERS OUT					
From: All Other Funds To: State School Building Fund/County School Facilities Fund		7613	0.00	0.00	0.0%
Other Authorized Interfund Transfers Out		7619	306,523.26	0.00	-100.0%
(b) TOTAL, INTERFUND TRANSFERS OUT			306,523.26	0.00	-100.0%
OTHER SOURCES/USES					
SOURCES					
Proceeds					
Proceeds from Disposal of Capital Assets		8953	0.00	0.00	0.0%
Other Sources					
Transfers from Funds of Lapsed/Reorganized LEAs		8965	0.00	0.00	0.0%
Long-Term Debt Proceeds					
Proceeds from Certificates of Participation		8971	0.00	0.00	0.0%
Proceeds from Leases		8972	0.00	0.00	0.0%
Proceeds from Lease Revenue Bonds		8973	0.00	0.00	0.0%
Proceeds from SBITAs		8974	0.00	0.00	0.0%
All Other Financing Sources		8979	0.00	0.00	0.0%
(c) TOTAL, SOURCES			0.00	0.00	0.0%
USES					
Transfers of Funds from Lapsed/Reorganized LEAs		7651	0.00	0.00	0.0%
(d) TOTAL, USES			0.00	0.00	0.0%
CONTRIBUTIONS					
Contributions from Unrestricted Revenues		8980	472,186.96	0.00	-100.0%

Description	Resource Codes	Object Codes	2022-23 Estimated Actuals	2023-24 Budget	Percent Difference
Contributions from Restricted Revenues		8890	0.00	0.00	0.0%
(e) TOTAL, CONTRIBUTIONS			472,186.96	0.00	-100.0%
TOTAL, OTHER FINANCING SOURCES/USES (a - b + c - d + e)			472,186.96	0.00	-100.0%

Description	Function Codes	Object Codes	2022-23 Estimated Actuals	2023-24 Budget	Percent Difference
A. REVENUES					
1) LCFF Sources		8010-8099	0.00	0.00	0.0%
2) Federal Revenue		8100-8299	533,777.00	382,307.60	-28.4%
3) Other State Revenue		8300-8599	0.00	0.00	0.0%
4) Other Local Revenue		8600-8799	26,457.36	25,000.00	-5.5%
5) TOTAL, REVENUES			560,234.36	407,307.60	-27.3%
B. EXPENDITURES (Objects 1000-7999)					
1) Instruction	1000-1999		0.00	0.00	0.0%
2) Instruction - Related Services	2000-2999		0.00	0.00	0.0%
3) Pupil Services	3000-3999		0.00	0.00	0.0%
4) Ancillary Services	4000-4999		0.00	0.00	0.0%
5) Community Services	5000-5999		0.00	0.00	0.0%
6) Enterprise	6000-6999		0.00	0.00	0.0%
7) General Administration	7000-7999		0.00	0.00	0.0%
8) Plant Services	8000-8999		888,813.92	1,271,121.52	43.0%
9) Other Outgo	9000-9999	Except 7600-7699	0.00	0.00	0.0%
10) TOTAL, EXPENDITURES			888,813.92	1,271,121.52	43.0%
C. EXCESS (DEFICIENCY) OF REVENUES OVER EXPENDITURES BEFORE OTHER FINANCING SOURCES AND USES(A5 -B10)			(328,579.56)	(863,813.92)	162.9%
D. OTHER FINANCING SOURCES/USES					
1) Interfund Transfers					
a) Transfers In		8900-8929	306,523.26	0.00	-100.0%
b) Transfers Out		7600-7629	306,523.26	0.00	-100.0%
2) Other Sources/Uses					
a) Sources		8930-8979	0.00	0.00	0.0%
b) Uses		7630-7699	0.00	0.00	0.0%
3) Contributions		8980-8999	472,186.96	0.00	-100.0%
4) TOTAL, OTHER FINANCING SOURCES/USES			472,186.96	0.00	-100.0%
E. NET INCREASE (DECREASE) IN FUND BALANCE(C + D4)			143,607.40	(863,813.92)	-701.5%
F. FUND BALANCE, RESERVES					
1) Beginning Fund Balance					
a) As of July 1 - Unaudited		9791	931,431.27	1,075,038.67	15.4%
b) Audit Adjustments		9793	0.00	0.00	0.0%
c) As of July 1 - Audited (F1a + F1b)			931,431.27	1,075,038.67	15.4%
d) Other Restatements		9795	0.00	0.00	0.0%
e) Adjusted Beginning Balance (F1c + F1d)			931,431.27	1,075,038.67	15.4%
2) Ending Balance, June 30 (E + F1e)			1,075,038.67	211,224.75	-80.4%
Components of Ending Fund Balance					
a) Nonspendable					
Revolving Cash		9711	0.00	0.00	0.0%
Stores		9712	0.00	0.00	0.0%
Prepaid Items		9713	0.00	0.00	0.0%
All Others		9719	0.00	0.00	0.0%
b) Restricted					
c) Committed					
Stabilization Arrangements		9750	0.00	0.00	0.0%
Other Commitments (by Resource/Object)		9760	0.00	0.00	0.0%
d) Assigned					
Other Assignments (by Resource/Object)		9780	1,075,038.67	211,224.75	-80.4%
e) Unassigned/Unappropriated					
Reserve for Economic Uncertainties		9789	0.00	0.00	0.0%
Unassigned/Unappropriated Amount		9790	0.00	0.00	0.0%

Resource	Description	2022-23 Estimated Actuals	2023-24 Budget
Total, Restricted Balance		0.00	0.00

Description	Resource Codes	Object Codes	2022-23 Estimated Actuals	2023-24 Budget	Percent Difference
A. REVENUES					
1) LCFF Sources		8010-8099	0.00	0.00	0.0%
2) Federal Revenue		8100-8299	655,981.00	1,433,653.50	118.6%
3) Other State Revenue		8300-8599	0.00	0.00	0.0%
4) Other Local Revenue		8600-8799	1,000.00	0.00	-100.0%
5) TOTAL, REVENUES			656,981.00	1,433,653.50	118.2%
B. EXPENDITURES					
1) Certificated Salaries		1000-1999	0.00	0.00	0.0%
2) Classified Salaries		2000-2999	0.00	0.00	0.0%
3) Employee Benefits		3000-3999	0.00	0.00	0.0%
4) Books and Supplies		4000-4999	0.00	0.00	0.0%
5) Services and Other Operating Expenditures		5000-5999	0.00	0.00	0.0%
6) Capital Outlay		6000-6999	657,921.00	1,433,653.50	117.9%
7) Other Outgo (excluding Transfers of Indirect Costs)		7100-7299, 7400-7499	0.00	0.00	0.0%
8) Other Outgo - Transfers of Indirect Costs		7300-7399	0.00	0.00	0.0%
9) TOTAL, EXPENDITURES			657,921.00	1,433,653.50	117.9%
C. EXCESS (DEFICIENCY) OF REVENUES OVER EXPENDITURES BEFORE OTHER FINANCING SOURCES AND USES (A5 - B9)			(940.00)	0.00	-100.0%
D. OTHER FINANCING SOURCES/USES					
1) Interfund Transfers					
a) Transfers In		8900-8929	0.00	0.00	0.0%
b) Transfers Out		7600-7629	0.00	0.00	0.0%
2) Other Sources/Uses					
a) Sources		8930-8979	0.00	0.00	0.0%
b) Uses		7630-7699	0.00	0.00	0.0%
3) Contributions		8980-8999	0.00	0.00	0.0%
4) TOTAL, OTHER FINANCING SOURCES/USES			0.00	0.00	0.0%
E. NET INCREASE (DECREASE) IN FUND BALANCE (C + D4)			(940.00)	0.00	-100.0%
F. FUND BALANCE, RESERVES					
1) Beginning Fund Balance					
a) As of July 1 - Unaudited		9791	38,921.26	37,981.26	-2.4%
b) Audit Adjustments		9793	0.00	0.00	0.0%
c) As of July 1 - Audited (F1a + F1b)			38,921.26	37,981.26	-2.4%
d) Other Restatements		9795	0.00	0.00	0.0%
e) Adjusted Beginning Balance (F1c + F1d)			38,921.26	37,981.26	-2.4%
2) Ending Balance, June 30 (E + F1e)			37,981.26	37,981.26	0.0%
Components of Ending Fund Balance					
a) Nonspendable					
Revolving Cash		9711	0.00	0.00	0.0%
Stores		9712	0.00	0.00	0.0%
Prepaid Items		9713	0.00	0.00	0.0%
All Others		9719	0.00	0.00	0.0%
b) Restricted		9740	0.00	0.00	0.0%
c) Committed					
Stabilization Arrangements		9750	0.00	0.00	0.0%
Other Commitments		9760	0.00	0.00	0.0%
d) Assigned					
Other Assignments		9780	37,981.26	37,981.26	0.0%
e) Unassigned/Unappropriated					
Reserve for Economic Uncertainties		9789	0.00	0.00	0.0%
Unassigned/Unappropriated Amount		9790	0.00	0.00	0.0%
G. ASSETS					
1) Cash					
a) in County Treasury		9110	0.00		
1) Fair Value Adjustment to Cash in County Treasury		9111	0.00		
b) in Banks		9120	0.00		
c) in Revolving Cash Account		9130	0.00		
d) with Fiscal Agent/Trustee		9135	0.00		
e) Collections Awaiting Deposit		9140	0.00		
2) Investments		9150	0.00		
3) Accounts Receivable		9200	0.00		

Description	Resource Codes	Object Codes	2022-23 Estimated Actuals	2023-24 Budget	Percent Difference
4) Due from Grantor Government		9290	0.00		
5) Due from Other Funds		9310	0.00		
6) Stores		9320	0.00		
7) Prepaid Expenditures		9330	0.00		
8) Other Current Assets		9340	0.00		
9) Lease Receivable		9380	0.00		
10) TOTAL, ASSETS			0.00		
H. DEFERRED OUTFLOWS OF RESOURCES					
1) Deferred Outflows of Resources		9490	0.00		
2) TOTAL, DEFERRED OUTFLOWS			0.00		
I. LIABILITIES					
1) Accounts Payable		9500	0.00		
2) Due to Grantor Governments		9590	0.00		
3) Due to Other Funds		9610	0.00		
4) Current Loans		9640	0.00		
5) Unearned Revenue		9650	0.00		
6) TOTAL, LIABILITIES			0.00		
J. DEFERRED INFLOWS OF RESOURCES					
1) Deferred Inflows of Resources		9690	0.00		
2) TOTAL, DEFERRED INFLOWS			0.00		
K. FUND EQUITY					
Ending Fund Balance, June 30 (G10 + H2) - (I6 + J2)			0.00		
FEDERAL REVENUE					
FEMA		8281	0.00	0.00	0.0%
All Other Federal Revenue		8290	655,981.00	1,433,653.50	118.6%
TOTAL, FEDERAL REVENUE			655,981.00	1,433,653.50	118.6%
OTHER STATE REVENUE					
Pass-Through Revenues from State Sources		8587	0.00	0.00	0.0%
California Clean Energy Jobs Act	6230	8590	0.00	0.00	0.0%
All Other State Revenue	All Other	8590	0.00	0.00	0.0%
TOTAL, OTHER STATE REVENUE			0.00	0.00	0.0%
OTHER LOCAL REVENUE					
Other Local Revenue					
Community Redevelopment Funds Not Subject to LCOFF Deduction		8625	0.00	0.00	0.0%
Sales					
Sale of Equipment/Supplies		8631	0.00	0.00	0.0%
Leases and Rentals		8650	0.00	0.00	0.0%
Interest		8660	1,000.00	0.00	-100.0%
Net Increase (Decrease) in the Fair Value of Investments		8662	0.00	0.00	0.0%
Other Local Revenue					
All Other Local Revenue		8699	0.00	0.00	0.0%
All Other Transfers In from All Others		8799	0.00	0.00	0.0%
TOTAL, OTHER LOCAL REVENUE			1,000.00	0.00	-100.0%
TOTAL, REVENUES			656,981.00	1,433,653.50	118.2%
CLASSIFIED SALARIES					
Classified Support Salaries		2200	0.00	0.00	0.0%
Classified Supervisors' and Administrators' Salaries		2300	0.00	0.00	0.0%
Clerical, Technical and Office Salaries		2400	0.00	0.00	0.0%
Other Classified Salaries		2900	0.00	0.00	0.0%
TOTAL, CLASSIFIED SALARIES			0.00	0.00	0.0%
EMPLOYEE BENEFITS					
STRS		3101-3102	0.00	0.00	0.0%
PERS		3201-3202	0.00	0.00	0.0%
OASDI/Medicare/Alternative		3301-3302	0.00	0.00	0.0%
Health and Welfare Benefits		3401-3402	0.00	0.00	0.0%
Unemployment Insurance		3501-3502	0.00	0.00	0.0%
Workers' Compensation		3601-3602	0.00	0.00	0.0%
OPEB, Allocated		3701-3702	0.00	0.00	0.0%
OPEB, Active Employees		3751-3752	0.00	0.00	0.0%
Other Employee Benefits		3901-3902	0.00	0.00	0.0%
TOTAL, EMPLOYEE BENEFITS			0.00	0.00	0.0%

Description	Resource Codes	Object Codes	2022-23 Estimated Actuals	2023-24 Budget	Percent Difference
BOOKS AND SUPPLIES					
Books and Other Reference Materials		4200	0.00	0.00	0.0%
Materials and Supplies		4300	0.00	0.00	0.0%
Noncapitalized Equipment		4400	0.00	0.00	0.0%
TOTAL, BOOKS AND SUPPLIES			0.00	0.00	0.0%
SERVICES AND OTHER OPERATING EXPENDITURES					
Subagreements for Services		5100	0.00	0.00	0.0%
Travel and Conferences		5200	0.00	0.00	0.0%
Insurance		5400-5450	0.00	0.00	0.0%
Operations and Housekeeping Services		5500	0.00	0.00	0.0%
Rentals, Leases, Repairs, and Noncapitalized Improvements		5600	0.00	0.00	0.0%
Transfers of Direct Costs		5710	0.00	0.00	0.0%
Transfers of Direct Costs - Interfund		5750	0.00	0.00	0.0%
Professional/Consulting Services and Operating Expenditures		5800	0.00	0.00	0.0%
Communications		5900	0.00	0.00	0.0%
TOTAL, SERVICES AND OTHER OPERATING EXPENDITURES			0.00	0.00	0.0%
CAPITAL OUTLAY					
Land		6100	0.00	0.00	0.0%
Land Improvements		6170	0.00	0.00	0.0%
Buildings and Improvements of Buildings		6200	657,921.00	1,433,653.50	117.9%
Books and Media for New School Libraries or Major Expansion of School Libraries		6300	0.00	0.00	0.0%
Equipment		6400	0.00	0.00	0.0%
Equipment Replacement		6500	0.00	0.00	0.0%
Lease Assets		6600	0.00	0.00	0.0%
Subscription Assets		6700	0.00	0.00	0.0%
TOTAL, CAPITAL OUTLAY			657,921.00	1,433,653.50	117.9%
OTHER OUTGO (excluding Transfers of Indirect Costs)					
Other Transfers Out					
Transfers of Pass-Through Revenues					
To Districts or Charter Schools		7211	0.00	0.00	0.0%
To County Offices		7212	0.00	0.00	0.0%
To JPAs		7213	0.00	0.00	0.0%
All Other Transfers Out to All Others		7299	0.00	0.00	0.0%
Debt Service					
Debt Service - Interest		7438	0.00	0.00	0.0%
Other Debt Service - Principal		7439	0.00	0.00	0.0%
TOTAL, OTHER OUTGO (excluding Transfers of Indirect Costs)			0.00	0.00	0.0%
TOTAL, EXPENDITURES			657,921.00	1,433,653.50	117.9%
INTERFUND TRANSFERS					
INTERFUND TRANSFERS IN					
To: Special Reserve Fund From: General Fund/CSSF		8912	0.00	0.00	0.0%
Other Authorized Interfund Transfers In		8919	0.00	0.00	0.0%
(a) TOTAL, INTERFUND TRANSFERS IN			0.00	0.00	0.0%
INTERFUND TRANSFERS OUT					
From: Special Reserve Fund To: General Fund/CSSF		7612	0.00	0.00	0.0%
From: All Other Funds To: State School Building Fund/County School Facilities Fund		7613	0.00	0.00	0.0%
Other Authorized Interfund Transfers Out		7619	0.00	0.00	0.0%
(b) TOTAL, INTERFUND TRANSFERS OUT			0.00	0.00	0.0%
OTHER SOURCES/USES					
SOURCES					
Proceeds					
Proceeds from Disposal of Capital Assets		8953	0.00	0.00	0.0%
Other Sources					
Transfers from Funds of Lapsed/Reorganized LEAs		8965	0.00	0.00	0.0%
Long-Term Debt Proceeds					
Proceeds from Certificates of Participation		8971	0.00	0.00	0.0%
Proceeds from Leases		8972	0.00	0.00	0.0%
Proceeds from Lease Revenue Bonds		8973	0.00	0.00	0.0%
Proceeds from SBITAs		8974	0.00	0.00	0.0%
All Other Financing Sources		8979	0.00	0.00	0.0%
(c) TOTAL, SOURCES			0.00	0.00	0.0%
USES					

Description	Resource Codes	Object Codes	2022-23 Estimated Actuals	2023-24 Budget	Percent Difference
Transfers of Funds from Lapsed/Reorganized LEAs		7651	0.00	0.00	0.0%
All Other Financing Uses		7699	0.00	0.00	0.0%
(d) TOTAL, USES			0.00	0.00	0.0%
CONTRIBUTIONS					
Contributions from Unrestricted Revenues		8980	0.00	0.00	0.0%
Contributions from Restricted Revenues		8990	0.00	0.00	0.0%
(e) TOTAL, CONTRIBUTIONS			0.00	0.00	0.0%
TOTAL, OTHER FINANCING SOURCES/USES (a - b + c - d + e)			0.00	0.00	0.0%

Description	Function Codes	Object Codes	2022-23 Estimated Actuals	2023-24 Budget	Percent Difference
A. REVENUES					
1) LCFF Sources		8010-8099	0.00	0.00	0.0%
2) Federal Revenue		8100-8299	655,981.00	1,433,653.50	118.6%
3) Other State Revenue		8300-8599	0.00	0.00	0.0%
4) Other Local Revenue		8600-8799	1,000.00	0.00	-100.0%
5) TOTAL, REVENUES			656,981.00	1,433,653.50	118.2%
B. EXPENDITURES (Objects 1000-7999)					
1) Instruction	1000-1999		0.00	0.00	0.0%
2) Instruction - Related Services	2000-2999		0.00	0.00	0.0%
3) Pupil Services	3000-3999		0.00	0.00	0.0%
4) Ancillary Services	4000-4999		0.00	0.00	0.0%
5) Community Services	5000-5999		0.00	0.00	0.0%
6) Enterprise	6000-6999		0.00	0.00	0.0%
7) General Administration	7000-7999		0.00	0.00	0.0%
8) Plant Services	8000-8999		657,921.00	1,433,653.50	117.9%
9) Other Outgo	9000-9999	Excepl 7600-7699	0.00	0.00	0.0%
10) TOTAL, EXPENDITURES			657,921.00	1,433,653.50	117.9%
C. EXCESS (DEFICIENCY) OF REVENUES OVER EXPENDITURES BEFORE OTHER FINANCING SOURCES AND USES(A5 -B10)			(940.00)	0.00	-100.0%
D. OTHER FINANCING SOURCES/USES					
1) Interfund Transfers					
a) Transfers In		8900-8929	0.00	0.00	0.0%
b) Transfers Out		7600-7629	0.00	0.00	0.0%
2) Other Sources/Uses					
a) Sources		8930-8979	0.00	0.00	0.0%
b) Uses		7630-7699	0.00	0.00	0.0%
3) Contributions		8980-8999	0.00	0.00	0.0%
4) TOTAL, OTHER FINANCING SOURCES/USES			0.00	0.00	0.0%
E. NET INCREASE (DECREASE) IN FUND BALANCE(C + D4)			(940.00)	0.00	-100.0%
F. FUND BALANCE, RESERVES					
1) Beginning Fund Balance					
a) As of July 1 - Unaudited		9791	38,921.26	37,981.26	-2.4%
b) Audit Adjustments		9793	0.00	0.00	0.0%
c) As of July 1 - Audited (F1a + F1b)			38,921.26	37,981.26	-2.4%
d) Other Restatements		9795	0.00	0.00	0.0%
e) Adjusted Beginning Balance (F1c + F1d)			38,921.26	37,981.26	-2.4%
2) Ending Balance, June 30 (E + F1e)			37,981.26	37,981.26	0.0%
Components of Ending Fund Balance					
a) Nonspendable					
Revolving Cash		9711	0.00	0.00	0.0%
Stores		9712	0.00	0.00	0.0%
Prepaid Items		9713	0.00	0.00	0.0%
All Others		9719	0.00	0.00	0.0%
b) Restricted					
c) Committed					
Stabilization Arrangements		9750	0.00	0.00	0.0%
Other Commitments (by Resource/Object)		9760	0.00	0.00	0.0%
d) Assigned					
Other Assignments (by Resource/Object)		9780	37,981.26	37,981.26	0.0%
e) Unassigned/Unappropriated					
Reserve for Economic Uncertainties		9789	0.00	0.00	0.0%
Unassigned/Unappropriated Amount		9790	0.00	0.00	0.0%

Resource	Description	2022-23 Estimated Actuals	2023-24 Budget
Total, Restricted Balance		0.00	0.00

Description	2022-23 Estimated Actuals			2023-24 Budget		
	P-2 ADA	Annual ADA	Funded ADA	Estimated P-2 ADA	Estimated Annual ADA	Estimated Funded ADA
A. DISTRICT						
1. Total District Regular ADA Includes Opportunity Classes, Home & Hospital, Special Day Class, Continuation Education, Special Education NPS/LCI and Extended Year, and Community Day School (includes Necessary Small School ADA)	1,586.48	1,586.48	1,771.02	1,586.48	1,586.48	1,696.38
2. Total Basic Aid Choice/Court Ordered Voluntary Pupil Transfer Regular ADA Includes Opportunity Classes, Home & Hospital, Special Day Class, Continuation Education, Special Education NPS/LCI and Extended Year, and Community Day School (ADA not included in Line A1 above)						
3. Total Basic Aid Open Enrollment Regular ADA Includes Opportunity Classes, Home & Hospital, Special Day Class, Continuation Education, Special Education NPS/LCI and Extended Year, and Community Day School (ADA not included in Line A1 above)						
4. Total, District Regular ADA (Sum of Lines A1 through A3)	1,586.48	1,586.48	1,771.02	1,586.48	1,586.48	1,696.38
5. District Funded County Program ADA						
a. County Community Schools						
b. Special Education-Special Day Class	8.38	8.38	8.38	8.38	8.38	8.38
c. Special Education-NPS/LCI						
d. Special Education Extended Year						
e. Other County Operated Programs: Opportunity Schools and Full Day Opportunity Classes, Specialized Secondary Schools						
f. County School Tuition Fund (Out of State Tuition) [EC 2000 and 46380]						
g. Total, District Funded County Program ADA (Sum of Lines A5a through A5f)	8.38	8.38	8.38	8.38	8.38	8.38
6. TOTAL DISTRICT ADA (Sum of Line A4 and Line A5g)	1,594.86	1,594.86	1,779.40	1,594.86	1,594.86	1,704.76
7. Adults in Correctional Facilities						
8. Charter School ADA (Enter Charter School ADA using Tab C. Charter School ADA)						

ANNUAL BUDGET REPORT:

July 1, 2023 Budget Adoption

Select applicable boxes:

X This budget was developed using the state-adopted Criteria and Standards. It includes the expenditures necessary to implement the Local Control and Accountability Plan (LCAP) or annual update to the LCAP that will be effective for the budget year. The budget was filed and adopted subsequent to a public hearing by the governing board of the school district pursuant to Education Code sections 33129 42127, 52060, 52061, and 52062.

X If the budget includes a combined assigned and unassigned ending fund balance above the minimum recommended reserve for economic uncertainties, at its public hearing, the school district complied with the requirements of subparagraphs (B) and (C) of paragraph (2) of subdivision (a) of Education Code Section 42127.

Budget available for inspection at:

Place: Central Union School District 15783 18th Avenue, Lemoore CA 93245

Date: June 8, 2012

Adoption Date: June 16, 2023

Signed: _____

Clerk/Secretary of the Governing Board
(Original signature required)

Public Hearing:

Place: Central Union School District

Date: June 12, 2023

Time: 6:00 pm

Contact person for additional information on the budget reports:

Name: Teresa Santamaria

Title: Chief Business Official

Telephone: 559-925-2620

E-mail: tsantama@central.k12.ca.us

Criteria and Standards Review Summary

The following summary is automatically completed based on data provided in the Criteria and Standards Review (Form 01CS). Criteria and standards that are "Not Met," and supplemental information and additional fiscal indicators that are "Yes," may indicate areas of potential concern for fiscal solvency purposes and should be carefully reviewed.

CRITERIA AND STANDARDS		Met	Not Met	
1	Average Daily Attendance	Budgeted (funded) ADA has not been overestimated by more than the standard for the prior fiscal year, or two or more of the previous three fiscal years.	X	
CRITERIA AND STANDARDS (continued)		Met	Not Met	
2	Enrollment	Enrollment has not been overestimated by more than the standard for the prior fiscal year, or two or more of the previous three fiscal years.	X	
3	ADA to Enrollment	Projected second period (P-2) ADA to enrollment ratio is consistent with historical ratios for the budget and two subsequent fiscal years.	X	
4	Local Control Funding Formula (LCFF) Revenue	Projected change in LCFF revenue is within the standard for the budget and two subsequent fiscal years.		X
5	Salaries and Benefits	Projected ratios of total unrestricted salaries and benefits to total unrestricted general fund expenditures are consistent with historical ratios for the budget and two subsequent fiscal years.	X	
6a	Other Revenues	Projected operating revenues (e.g., federal, other state, and other local) are within the standard for the budget and two subsequent fiscal years.		X
6b	Other Expenditures	Projected operating expenditures (e.g., books and supplies, and services and other operating) are within the standard for the budget and two subsequent fiscal years.		X
7	Ongoing and Major Maintenance Account	If applicable, required contribution to the ongoing and major maintenance account (i.e., restricted maintenance account) is included in the budget.		X
8	Deficit Spending	Unrestricted deficit spending, if any, has not exceeded the standard for two or more of the last three fiscal years.	X	
9	Fund Balance	Unrestricted general fund beginning balance has not been overestimated by more than the standard for two or more of the last three fiscal years.	X	
10	Reserves	Projected available reserves (e.g., reserve for economic uncertainties, unassigned/unappropriated amounts) meet minimum requirements for the budget and two subsequent fiscal years.	X	
SUPPLEMENTAL INFORMATION		No	Yes	
S1	Contingent Liabilities	Are there known or contingent liabilities (e.g., financial or program audits, litigation, state compliance reviews) that may impact the budget?	X	
S2	Using One-time Revenues to Fund Ongoing Expenditures	Are there ongoing general fund expenditures in excess of one percent of the total general fund expenditures that are funded with one-time resources?	X	
S3	Using Ongoing Revenues to Fund One-time Expenditures	Are there large non-recurring general fund expenditures that are funded with ongoing general fund revenues?	X	
S4	Contingent Revenues	Are any projected revenues for the budget or two subsequent fiscal years contingent on reauthorization by the local government, special legislation, or other definitive act (e.g., parcel taxes, forest reserves)?	X	
S5	Contributions	Have contributions from unrestricted to restricted resources, or transfers to or from the general fund to cover operating deficits, changed by more than the standard for the budget or two subsequent fiscal years?		X

SUPPLEMENTAL INFORMATION (continued)			No	Yes
S6	Long-term Commitments	Does the district have long-term (multiyear) commitments or debt agreements?	X	
		• If yes, have annual payments for the budget or two subsequent fiscal years increased over prior year's (2022-23) annual payment?	n/a	
S7a	Postemployment Benefits Other than Pensions	Does the district provide postemployment benefits other than pensions (OPEB)?	X	
		• If yes, are they lifetime benefits?	n/a	
		• If yes, do benefits continue beyond age 65?	n/a	
		• If yes, are benefits funded by pay-as-you-go?	n/a	
S7b	Other Self-insurance Benefits	Does the district provide other self-insurance benefits (e.g., workers' compensation, employee health and welfare, or property and liability)?	X	
S8	Status of Labor Agreements	Are salary and benefit negotiations still open for:		X
		• Certificated? (Section S8A, Line 1)		X
		• Classified? (Section S8B, Line 1)	n/a	
S9	Local Control and Accountability Plan (LCAP)	• Did or will the school district's governing board adopt an LCAP or an update to the LCAP effective for the budget year?		X
		• Adoption date of the LCAP or an update to the LCAP:	06/16/2023	
S10	LCAP Expenditures	Does the school district's budget include the expenditures necessary to implement the LCAP or annual update to the LCAP as described in the Local Control and Accountability Plan and Annual Update Template?		X
ADDITIONAL FISCAL INDICATORS			No	Yes
A1	Negative Cash Flow	Do cash flow projections show that the district will end the budget year with a negative cash balance in the general fund?	X	
A2	Independent Position Control	Is personnel position control independent from the payroll system?		X
A3	Declining Enrollment	Is enrollment decreasing in both the prior fiscal year and budget year?	X	
A4	New Charter Schools Impacting District Enrollment	Are any new charter schools operating in district boundaries that are impacting the district's enrollment, either in the prior fiscal year or budget year?	X	
A5	Salary Increases Exceed COLA	Has the district entered into a bargaining agreement where any of the budget or subsequent fiscal years of the agreement would result in salary increases that are expected to exceed the projected state funded cost-of-living adjustment?	X	
ADDITIONAL FISCAL INDICATORS (continued)			No	Yes
A6	Uncapped Health Benefits	Does the district provide uncapped (100% employer paid) health benefits for current or retired employees?	X	
A7	Independent Financial System	Is the district's financial system independent from the county office system?	X	
A8	Fiscal Distress Reports	Does the district have any reports that indicate fiscal distress? If yes, provide copies to the COE, pursuant to EC 42127.6(a).	X	
A9	Change of CBO or Superintendent	Have there been personnel changes in the superintendent or chief business official (CBO) positions within the last 12 months?	X	

ANNUAL CERTIFICATION REGARDING SELF-INSURED WORKERS' COMPENSATION CLAIMS

Pursuant to Education Code Section 42141, if a school district, either individually or as a member of a joint powers agency, is self-insured for workers' compensation claims, the superintendent of the school district annually shall provide information to the governing board of the school district regarding the estimated accrued but unfunded cost of those claims. The governing board annually shall certify to the county superintendent of schools the amount of money, if any, that it has decided to reserve in its budget for the cost of those claims.

To the County Superintendent of Schools:

Our district is self-insured for workers' compensation claims as defined in Education Code Section 42141(a):

_____	Total liabilities actuarially determined:	\$ _____
	Less: Amount of total liabilities reserved in budget:	\$ _____
	Estimated accrued but unfunded liabilities:	\$ _____ 0.00

This school district is self-insured for workers' compensation claims through a JPA, and offers the following information:

_____ Kings County Self Insured Schools

_____ This school district is not self-insured for workers' compensation claims.

Signed _____

Clerk/Secretary of the Governing Board

(Original signature required)

Date of Meeting: June 16, 2023

For additional information on this certification, please contact:

Name: Teresa Santamaria
Title: Chief Business Official
Telephone: 559-925-2620
E-mail: tsantama@central.k12.ca.us

Description	Object Codes	2023-24 Budget (Form 01) (A)	% Change (Cols. C-A/A) (B)	2024-25 Projection (C)	% Change (Cols. E-C/C) (D)	2025-26 Projection (E)
(Enter projections for subsequent years 1 and 2 in Columns C and E; current year - Column A - is extracted)						
A. REVENUES AND OTHER FINANCING SOURCES						
1. LCFF/Revenue Limit Sources	8010-8099	20,222,215.00	-1.03%	20,013,785.00	1.06%	20,225,960.00
2. Federal Revenues	8100-8299	8,481,495.07	0.00%	8,481,495.00	0.00%	8,481,495.00
3. Other State Revenues	8300-8599	791,604.00	0.00%	791,604.00	0.00%	791,604.00
4. Other Local Revenues	8600-8799	150,436.76	-0.29%	150,000.00	0.00%	150,000.00
5. Other Financing Sources						
a. Transfers In	8900-8929	303,182.00	0.00%	303,182.00	0.00%	303,182.00
b. Other Sources	8930-8979	0.00	0.00%	0.00	0.00%	0.00
c. Contributions	8980-8999	(1,983,568.46)	0.00%	(1,983,568.00)	0.00%	(1,983,568.00)
6. Total (Sum lines A1 thru A5c)		27,965,364.37	-0.75%	27,756,498.00	0.76%	27,968,673.00
B. EXPENDITURES AND OTHER FINANCING USES						
1. Certificated Salaries						
a. Base Salaries				13,294,555.00		13,560,446.00
b. Step & Column Adjustment				265,891.00		271,208.00
c. Cost-of-Living Adjustment						
d. Other Adjustments						
e. Total Certificated Salaries (Sum lines B1a thru B1d)	1000-1999	13,294,555.00	2.00%	13,560,446.00	2.00%	13,831,654.00
2. Classified Salaries						
a. Base Salaries				4,059,450.00		4,140,639.00
b. Step & Column Adjustment				81,189.00		82,813.00
c. Cost-of-Living Adjustment						
d. Other Adjustments						
e. Total Classified Salaries (Sum lines B2a thru B2d)	2000-2999	4,059,450.00	2.00%	4,140,639.00	2.00%	4,223,452.00
3. Employee Benefits	3000-3999	7,287,425.69	1.00%	7,360,300.00	1.00%	7,433,902.00
4. Books and Supplies	4000-4999	1,076,172.95	1.00%	1,086,933.00	1.00%	1,097,803.00
5. Services and Other Operating Expenditures	5000-5999	2,317,334.89	1.00%	2,340,508.00	1.00%	2,363,913.00
6. Capital Outlay	6000-6999	581,365.00	0.00%	581,365.00	0.00%	581,365.00
7. Other Outgo (excluding Transfers of Indirect Costs)	7100-7299, 7400-7499	78,485.00	0.00%	78,485.00	0.00%	78,485.00
8. Other Outgo - Transfers of Indirect Costs	7300-7399	(205,830.00)	0.00%	(205,830.00)	0.00%	(205,830.00)
9. Other Financing Uses						
a. Transfers Out	7600-7629	272,490.72	0.00%	272,490.72	0.00%	272,490.72
b. Other Uses	7630-7699	0.00	0.00%	0.00	0.00%	0.00
10. Other Adjustments (Explain in Section F below)						
11. Total (Sum lines B1 thru B10)		28,761,449.25	1.58%	29,215,336.72	1.58%	29,677,234.72
C. NET INCREASE (DECREASE) IN FUND BALANCE (Line A6 minus line B11)						
		(796,084.88)		(1,458,838.72)		(1,708,561.72)

Description	Object Codes	2023-24 Budget (Form 01) (A)	% Change (Cols. C-A/A) (B)	2024-25 Projection (C)	% Change (Cols. E-C/C) (D)	2025-26 Projection (E)
D. FUND BALANCE						
1. Net Beginning Fund Balance (Form 01, line F1e)		16,298,406.47		15,502,321.59		14,043,482.87
2. Ending Fund Balance (Sum lines C and D1)		15,502,321.59		14,043,482.87		12,334,921.15
3. Components of Ending Fund Balance						
a. Nonspendable	9710-9719	2,500.00		2,500.00		2,500.00
b. Restricted	9740					
c. Committed						
1. Stabilization Arrangements	9750	0.00				
2. Other Commitments	9760	0.00				
d. Assigned	9780	4,000,000.00		4,000,000.00		4,000,000.00
e. Unassigned/Unappropriated						
1. Reserve for Economic Uncertainties	9789	1,100,000.00		1,170,000.00		1,190,000.00
2. Unassigned/Unappropriated	9790	10,399,821.59		8,870,982.87		7,142,421.15
f. Total Components of Ending Fund Balance (Line D3f must agree with line D2)		15,502,321.59		14,043,482.87		12,334,921.15
E. AVAILABLE RESERVES						
1. General Fund						
a. Stabilization Arrangements	9750	0.00		0.00		0.00
b. Reserve for Economic Uncertainties	9789	1,100,000.00		1,170,000.00		1,190,000.00
c. Unassigned/Unappropriated	9790	10,399,821.59		8,870,982.87		7,142,421.15
(Enter reserve projections for subsequent years 1 and 2 in Columns C and E; current year - Column A - is extracted.)						
2. Special Reserve Fund - Noncapital Outlay (Fund 17)						
a. Stabilization Arrangements	9750					
b. Reserve for Economic Uncertainties	9789					
c. Unassigned/Unappropriated	9790					
3. Total Available Reserves (Sum lines E1a thru E2c)		11,499,821.59		10,040,982.87		8,332,421.15
F. ASSUMPTIONS						
Please provide below or on a separate attachment, the assumptions used to determine the projections for the first and second subsequent fiscal years. Further, please include an explanation for any significant expenditure adjustments projected in lines B1d, B2d, and B10. For additional information, please refer to the Budget Assumptions section of the SACS Financial Reporting Software User Guide.						

Description	Object Codes	2023-24 Budget (Form 01) (A)	% Change (Cols. C-A/A) (B)	2024-25 Projection (C)	% Change (Cols. E-C/C) (D)	2025-26 Projection (E)
(Enter projections for subsequent years 1 and 2 in Columns C and E; current year - Column A - is extracted)						
A. REVENUES AND OTHER FINANCING SOURCES						
1. LCFF/Revenue Limit Sources	8010-8099	0.00	0.00%	0.00	0.00%	0.00
2. Federal Revenues	8100-8299	2,702,920.51	0.00%	2,702,920.00	0.00%	2,702,920.00
3. Other State Revenues	8300-8599	3,824,076.00	0.00%	3,824,076.00	0.00%	3,824,076.00
4. Other Local Revenues	8600-8799	796,499.00	0.00%	796,499.00	0.00%	796,499.00
5. Other Financing Sources						
a. Transfers In	8900-8929	0.00	0.00%	0.00	0.00%	0.00
b. Other Sources	8930-8979	0.00	0.00%	0.00	0.00%	0.00
c. Contributions	8980-8999	1,983,568.46	0.00%	1,983,568.46	0.00%	1,983,568.46
6. Total (Sum lines A1 thru A5c)		9,307,063.97	0.00%	9,307,063.46	0.00%	9,307,063.46
B. EXPENDITURES AND OTHER FINANCING USES						
1. Certificated Salaries						
a. Base Salaries				1,356,033.34		1,383,153.34
b. Step & Column Adjustment				27,120.00		27,663.00
c. Cost-of-Living Adjustment						
d. Other Adjustments						
e. Total Certificated Salaries (Sum lines B1a thru B1d)	1000-1999	1,356,033.34	2.00%	1,383,153.34	2.00%	1,410,816.34
2. Classified Salaries						
a. Base Salaries				807,265.31		823,410.31
b. Step & Column Adjustment				16,145.00		16,468.00
c. Cost-of-Living Adjustment						
d. Other Adjustments						
e. Total Classified Salaries (Sum lines B2a thru B2d)	2000-2999	807,265.31	2.00%	823,410.31	2.00%	839,878.31
3. Employee Benefits	3000-3999	2,298,247.08	1.00%	2,321,229.00	1.00%	2,344,441.00
4. Books and Supplies	4000-4999	1,752,367.87	1.00%	1,769,890.00	1.00%	1,787,589.00
5. Services and Other Operating Expenditures	5000-5999	2,365,749.13	1.00%	2,389,406.00	1.00%	2,413,300.00
6. Capital Outlay	6000-6999	566,108.67	0.00%	566,108.00	0.00%	566,108.00
7. Other Outgo (excluding Transfers of Indirect Costs)	7100-7299, 7400-7499	269,225.00	0.00%	269,225.00	0.00%	269,225.00
8. Other Outgo - Transfers of Indirect Costs	7300-7399	205,830.00	0.00%	205,830.00	0.00%	205,830.00
9. Other Financing Uses						
a. Transfers Out	7600-7629	0.00	0.00%	0.00	0.00%	0.00
b. Other Uses	7630-7699	0.00	0.00%	0.00	0.00%	0.00
10. Other Adjustments (Explain in Section F below)				0.00		0.00
11. Total (Sum lines B1 thru B10)		9,620,826.40	1.12%	9,728,251.65	1.12%	9,837,187.65
C. NET INCREASE (DECREASE) IN FUND BALANCE (Line A6 minus line B11)						
		(313,762.43)		(421,188.19)		(530,124.19)

Description	Object Codes	2023-24 Budget (Form 01) (A)	% Change (Cols. C-A/A) (B)	2024-25 Projection (C)	% Change (Cols. E-C/C) (D)	2025-26 Projection (E)
D. FUND BALANCE						
1. Net Beginning Fund Balance (Form 01, line F1e)		5,766,825.14		5,453,062.71		5,031,874.52
2. Ending Fund Balance (Sum lines C and D1)		5,453,062.71		5,031,874.52		4,501,750.33
3. Components of Ending Fund Balance						
a. Nonspendable	9710-9719	0.00		0.00		0.00
b. Restricted	9740	5,453,062.71		5,031,874.52		4,501,750.33
c. Committed						
1. Stabilization Arrangements	9750					
2. Other Commitments	9760					
d. Assigned	9780					
e. Unassigned/Unappropriated						
1. Reserve for Economic Uncertainties	9789					
2. Unassigned/Unappropriated	9790	0.00		0.00		0.00
f. Total Components of Ending Fund Balance (Line D3f must agree with line D2)		5,453,062.71		5,031,874.52		4,501,750.33
E. AVAILABLE RESERVES						
1. General Fund						
a. Stabilization Arrangements	9750					
b. Reserve for Economic Uncertainties	9789					
c. Unassigned/Unappropriated	9790					
(Enter reserve projections for subsequent years 1 and 2 in Columns C and E; current year - Column A - is extracted.)						
2. Special Reserve Fund - Noncapital Outlay (Fund 17)						
a. Stabilization Arrangements	9750					
b. Reserve for Economic Uncertainties	9789					
c. Unassigned/Unappropriated	9790					
3. Total Available Reserves (Sum lines E1a thru E2c)						
F. ASSUMPTIONS						
Please provide below or on a separate attachment, the assumptions used to determine the projections for the first and second subsequent fiscal years. Further, please include an explanation for any significant expenditure adjustments projected in lines B1d, B2d, and B10. For additional information, please refer to the Budget Assumptions section of the SACS Financial Reporting Software User Guide.						

Description	Object Codes	2023-24 Budget (Form 01) (A)	% Change (Cols. C-A/A) (B)	2024-25 Projection (C)	% Change (Cols. E-C/C) (D)	2025-26 Projection (E)
(Enter projections for subsequent years 1 and 2 in Columns C and E; current year - Column A - is extracted)						
A. REVENUES AND OTHER FINANCING SOURCES						
1. LCFF/Revenue Limit Sources	8010-8099	20,222,215.00	-1.03%	20,013,785.00	1.06%	20,225,960.00
2. Federal Revenues	8100-8299	11,184,415.58	0.00%	11,184,415.00	0.00%	11,184,415.00
3. Other State Revenues	8300-8599	4,615,680.00	0.00%	4,615,680.00	0.00%	4,615,680.00
4. Other Local Revenues	8600-8799	946,935.76	-0.05%	946,499.00	0.00%	946,499.00
5. Other Financing Sources						
a. Transfers In	8900-8929	303,182.00	0.00%	303,182.00	0.00%	303,182.00
b. Other Sources	8930-8979	0.00	0.00%	0.00	0.00%	0.00
c. Contributions	8980-8999	0.00	0.00%	.46	0.00%	.46
6. Total (Sum lines A1 thru A5c)		37,272,428.34	-0.56%	37,063,561.46	0.57%	37,275,736.46
B. EXPENDITURES AND OTHER FINANCING USES						
1. Certificated Salaries						
a. Base Salaries				14,650,588.34		14,943,599.34
b. Step & Column Adjustment				293,011.00		298,871.00
c. Cost-of-Living Adjustment				0.00		0.00
d. Other Adjustments				0.00		0.00
e. Total Certificated Salaries (Sum lines B1a thru B1d)	1000-1999	14,650,588.34	2.00%	14,943,599.34	2.00%	15,242,470.34
2. Classified Salaries						
a. Base Salaries				4,866,715.31		4,964,049.31
b. Step & Column Adjustment				97,334.00		99,281.00
c. Cost-of-Living Adjustment				0.00		0.00
d. Other Adjustments				0.00		0.00
e. Total Classified Salaries (Sum lines B2a thru B2d)	2000-2999	4,866,715.31	2.00%	4,964,049.31	2.00%	5,063,330.31
3. Employee Benefits	3000-3999	9,585,672.77	1.00%	9,681,529.00	1.00%	9,778,343.00
4. Books and Supplies	4000-4999	2,828,540.82	1.00%	2,856,823.00	1.00%	2,885,392.00
5. Services and Other Operating Expenditures	5000-5999	4,683,084.02	1.00%	4,729,914.00	1.00%	4,777,213.00
6. Capital Outlay	6000-6999	1,147,473.67	0.00%	1,147,473.00	0.00%	1,147,473.00
7. Other Outgo (excluding Transfers of Indirect Costs)	7100-7299, 7400-7499	347,710.00	0.00%	347,710.00	0.00%	347,710.00
8. Other Outgo - Transfers of Indirect Costs	7300-7399	0.00	0.00%	0.00	0.00%	0.00
9. Other Financing Uses						
a. Transfers Out	7600-7629	272,490.72	0.00%	272,490.72	0.00%	272,490.72
b. Other Uses	7630-7699	0.00	0.00%	0.00	0.00%	0.00
10. Other Adjustments				0.00		0.00
11. Total (Sum lines B1 thru B10)		38,382,275.65	1.46%	38,943,588.37	1.47%	39,514,422.37
C. NET INCREASE (DECREASE) IN FUND BALANCE (Line A6 minus line B11)						
		(1,109,847.31)		(1,880,026.91)		(2,238,685.91)

Description	Object Codes	2023-24 Budget (Form 01) (A)	% Change (Cols. C-A/A) (B)	2024-25 Projection (C)	% Change (Cols. E-C/C) (D)	2025-26 Projection (E)
D. FUND BALANCE						
1. Net Beginning Fund Balance (Form 01, line F1e)		22,065,231.61		20,955,384.30		19,075,357.39
2. Ending Fund Balance (Sum lines C and D1)		20,955,384.30		19,075,357.39		16,836,671.48
3. Components of Ending Fund Balance						
a. Nonspendable	9710-9719	2,500.00		2,500.00		2,500.00
b. Restricted	9740	5,453,062.71		5,031,874.52		4,501,750.33
c. Committed						
1. Stabilization Arrangements	9750	0.00		0.00		0.00
2. Other Commitments	9760	0.00		0.00		0.00
d. Assigned	9780	4,000,000.00		4,000,000.00		4,000,000.00
e. Unassigned/Unappropriated						
1. Reserve for Economic Uncertainties	9789	1,100,000.00		1,170,000.00		1,190,000.00
2. Unassigned/Unappropriated	9790	10,399,821.59		8,870,982.87		7,142,421.15
f. Total Components of Ending Fund Balance (Line D3f must agree with line D2)		20,955,384.30		19,075,357.39		16,836,671.48
E. AVAILABLE RESERVES						
1. General Fund						
a. Stabilization Arrangements	9750	0.00		0.00		0.00
b. Reserve for Economic Uncertainties	9789	1,100,000.00		1,170,000.00		1,190,000.00
c. Unassigned/Unappropriated	9790	10,399,821.59		8,870,982.87		7,142,421.15
d. Negative Restricted Ending Balances (Negative resources 2000-9999)	979Z			0.00		0.00
2. Special Reserve Fund - Noncapital Outlay (Fund 17)						
a. Stabilization Arrangements	9750	0.00		0.00		0.00
b. Reserve for Economic Uncertainties	9789	0.00		0.00		0.00
c. Unassigned/Unappropriated	9790	0.00		0.00		0.00
3. Total Available Reserves - by Amount (Sum lines E1a thru E2c)		11,499,821.59		10,040,982.87		8,332,421.15
4. Total Available Reserves - by Percent (Line E3 divided by Line F3c)		29.96%		25.78%		21.09%
F. RECOMMENDED RESERVES						
1. Special Education Pass-through Exclusions						
For districts that serve as the administrative unit (AU) of a special education local plan area (SELPA):						
a. Do you choose to exclude from the reserve calculation the pass-through funds distributed to SELPA members?	No					

Description	Object Codes	2023-24 Budget (Form 01) (A)	% Change (Cols. C-A/A) (B)	2024-25 Projection (C)	% Change (Cols. E-C/C) (D)	2025-26 Projection (E)
<p>b. If you are the SELPA AU and are excluding special education pass-through funds:</p> <p>1. Enter the name(s) of the SELPA(s):</p> <p>Kings County SELPA</p>						
<p>2. Special education pass-through funds</p> <p>(Column A: Fund 10, resources 3300-3499, 6500-6540 and 6546, objects 7211-7213 and 7221-7223; enter projections for subsequent years 1 and 2 in Columns C and E)</p>						
		0.00		0.00		0.00
<p>2. District ADA</p> <p>Used to determine the reserve standard percentage level on line F3d (Col. A: Form A, Estimated P-2 ADA column, Lines A4 and C4; enter projections)</p>						
		1,586.48		1,586.48		1,586.48
<p>3. Calculating the Reserves</p>						
<p>a. Expenditures and Other Financing Uses (Line B11)</p>						
		38,382,275.65		38,943,588.37		39,514,422.37
<p>b. Plus: Special Education Pass-through Funds (Line F1b2, if Line F1a is No)</p>						
		0.00		0.00		0.00
<p>c. Total Expenditures and Other Financing Uses (Line F3a plus line F3b)</p>						
		38,382,275.65		38,943,588.37		39,514,422.37
<p>d. Reserve Standard Percentage Level (Refer to Form 01CS, Criterion 10 for calculation details)</p>						
		3.00%		3.00%		3.00%
<p>e. Reserve Standard - By Percent (Line F3c times F3d)</p>						
		1,151,468.27		1,168,307.65		1,185,432.67
<p>f. Reserve Standard - By Amount (Refer to Form 01CS, Criterion 10 for calculation details)</p>						
		0.00		0.00		0.00
<p>g. Reserve Standard (Greater of Line F3e or F3f)</p>						
		1,151,468.27		1,168,307.65		1,185,432.67
<p>h. Available Reserves (Line E3) Meet Reserve Standard (Line F3g)</p>						
		YES		YES		YES

Provide methodology and assumptions used to estimate ADA, enrollment, revenues, expenditures, reserves and fund balance, and multiyear commitments (including cost-of-living adjustments).
Deviations from the standards must be explained and may affect the approval of the budget.

CRITERIA AND STANDARDS

1. CRITERION: Average Daily Attendance

STANDARD: Funded average daily attendance (ADA) has not been overestimated in 1) the first prior fiscal year OR in 2) two or more of the previous three fiscal years by more than the following percentage levels:

	Percentage Level	District ADA
	3.0%	0 to 300
	2.0%	301 to 1,000
	1.0%	1,001 and over
District ADA (Form A, Estimated P-2 ADA column, lines A4 and C4):	1,586.48	
District's ADA Standard Percentage Level:	1.0%	

1A. Calculating the District's ADA Variances

DATA ENTRY: For the Third, Second, and First Prior Years, enter Estimated Funded ADA in the Original Budget Funded ADA column; enter district regular ADA and charter school ADA corresponding to financial data reported in the General Fund, only, for the Third, Second, and First Prior Years. All other data are extracted.

Fiscal Year	Original Budget Funded ADA (Form A, Lines A4 and C4)	Estimated/Unaudited Actuals Funded ADA (Form A, Lines A4 and C4)	ADA Variance Level (if Budget is greater than Actuals, else N/A)	Status
Third Prior Year (2020-21)				
District Regular	1,810	1,810		
Charter School				
Total ADA	1,810	1,810	N/A	Met
Second Prior Year (2021-22)				
District Regular	1,817	1,810		
Charter School				
Total ADA	1,817	1,810	0.4%	Met
First Prior Year (2022-23)				
District Regular	1,779	1,771		
Charter School		0		
Total ADA	1,779	1,771	0.5%	Met
Budget Year (2023-24)				
District Regular	1,696			
Charter School	0			
Total ADA	1,696			

1B. Comparison of District ADA to the Standard

DATA ENTRY: Enter an explanation if the standard is not met.

1a. STANDARD MET - Funded ADA has not been overestimated by more than the standard percentage level for the first prior year.

Explanation:
(required if NOT met)

1b. STANDARD MET - Funded ADA has not been overestimated by more than the standard percentage level for two or more of the previous three years.

Explanation:
(required if NOT met)

2. CRITERION: Enrollment

STANDARD: Projected enrollment has not been overestimated in 1) the first prior fiscal year OR in 2) two or more of the previous three fiscal years by more than the following percentage levels:

Percentage Level	District ADA
3.0%	0 to 300
2.0%	301 to 1,000
1.0%	1,001 and over

District ADA (Form A, Estimated P-2 ADA column, lines A4 and C4):

District's Enrollment Standard Percentage Level:

2A. Calculating the District's Enrollment Variances

DATA ENTRY: Enter data in the Enrollment, Budget, column for all fiscal years and in the Enrollment, CBEDS Actual column for the First Prior Year; all other data are extracted or calculated. CBEDS Actual enrollment data preloaded in the District Regular lines will include both District Regular and Charter School enrollment. Districts will need to adjust the District Regular enrollment lines and the Charter School enrollment lines accordingly. Enter district regular enrollment and charter school enrollment corresponding to financial data reported in the General Fund, only, for all fiscal years.

Fiscal Year	Enrollment		Enrollment Variance Level (If Budget is greater than Actual, else N/A)	Status
	Budget	CBEDS Actual		
Third Prior Year (2020-21)				
District Regular	1,800	1,783		
Charter School				
Total Enrollment	1,800	1,783	0.9%	Met
Second Prior Year (2021-22)				
District Regular	1,875	1,783		
Charter School				
Total Enrollment	1,875	1,783	4.9%	Not Met
First Prior Year (2022-23)				
District Regular	1,684	1,684		
Charter School				
Total Enrollment	1,684	1,684	0.0%	Met
Budget Year (2023-24)				
District Regular	1,684			
Charter School				
Total Enrollment	1,684			

2B. Comparison of District Enrollment to the Standard

DATA ENTRY: Enter an explanation if the standard is not met.

1a. STANDARD MET - Enrollment has not been overestimated by more than the standard percentage level for the first prior year.

Explanation:
(required if NOT met)

1b. STANDARD MET - Enrollment has not been overestimated by more than the standard percentage level for two or more of the previous three years.

Explanation:
(required if NOT met)

3. **CRITERION: ADA to Enrollment**

STANDARD: Projected second period (P-2) average daily attendance (ADA) to enrollment ratio for any of the budget year or two subsequent fiscal years has not increased from the historical average ratio from the three prior fiscal years by more than one half of one percent (0.5%).

3A. Calculating the District's ADA to Enrollment Standard

DATA ENTRY: All data are extracted or calculated. Data should reflect district regular and charter school ADA/enrollment corresponding to financial data reported in the General Fund, only, for all fiscal years.

Fiscal Year	P-2 ADA Estimated/Unaudited Actuals (Form A, Lines A4 and C4)	Enrollment CBEDS Actual (Criterion 2, Item 2A)	Historical Ratio of ADA to Enrollment
Third Prior Year (2020-21)			
District Regular	1,810	1,783	
Charter School		0	
Total ADA/Enrollment	1,810	1,783	101.5%
Second Prior Year (2021-22)			
District Regular	1,598	1,783	
Charter School	0		
Total ADA/Enrollment	1,598	1,783	89.7%
First Prior Year (2022-23)			
District Regular	1,586	1,684	
Charter School			
Total ADA/Enrollment	1,586	1,684	94.2%
		Historical Average Ratio:	95.1%
		District's ADA to Enrollment Standard (historical average ratio plus 0.5%):	95.6%

3B. Calculating the District's Projected Ratio of ADA to Enrollment

DATA ENTRY: Enter data in the Estimated P-2 ADA column for the two subsequent years. Enter data in the Enrollment column for the two subsequent years. Data should reflect district regular and charter school ADA/enrollment corresponding to financial data reported in the General Fund only, for all fiscal years. All other data are extracted or calculated.

Fiscal Year	Estimated P-2 ADA Budget (Form A, Lines A4 and C4)	Enrollment Budget/Projected (Criterion 2, Item 2A)	Ratio of ADA to Enrollment	Status
Budget Year (2023-24)				
District Regular	1,586	1,684		
Charter School	0			
Total ADA/Enrollment	1,586	1,684	94.2%	Met
1st Subsequent Year (2024-25)				
District Regular				
Charter School				
Total ADA/Enrollment	0	0	0.0%	Met
2nd Subsequent Year (2025-26)				
District Regular				
Charter School				
Total ADA/Enrollment	0	0	0.0%	Met

3C. Comparison of District ADA to Enrollment Ratio to the Standard

DATA ENTRY: Enter an explanation if the standard is not met.

1a. STANDARD MET - Projected P-2 ADA to enrollment ratio has not exceeded the standard for the budget and two subsequent fiscal years.

Explanation:
(required if NOT met)

4. CRITERION: LCFF Revenue

STANDARD: Projected local control funding formula (LCFF) revenue for any of the budget year or two subsequent fiscal years has not changed from the prior fiscal year by more than the change in population, plus the district's gap funding or cost-of-living adjustment (COLA)¹ and its economic recovery target payment, plus or minus one percent.

For basic aid districts, projected LCFF revenue has not changed from the prior fiscal year by more than the percent change in property tax revenues plus or minus one percent.

For districts funded by necessary small school formulas, projected LCFF revenue has not changed from the prior fiscal year amount by more than the district's gap funding or COLA¹ and its economic recovery target payment, plus or minus one percent.

¹ Districts that are already at or above their LCFF target funding as described in Education Code Section 42238.03(d) receive no gap funding. These districts have a COLA applied to their LCFF target, but their year-over-year revenue increase might be less than the statutory COLA due to certain local factors and components of the funding formula.

4A. District's LCFF Revenue Standard

Indicate which standard applies:

- LCFF Revenue
- Basic Aid
- Necessary Small School

The District must select which LCFF revenue standard applies.

LCFF Revenue Standard selected: LCFF Revenue

4A1. Calculating the District's LCFF Revenue Standard

DATA ENTRY: Enter data in Step 1a for the two subsequent fiscal years. All other data is extracted or calculated. Enter data for Steps 2a through 2b1. All other data is calculated.

Note: Due to the full implementation of LCFF, gap funding and the economic recovery target increment payment amounts are no longer applicable.

Projected LCFF Revenue

	Prior Year (2022-23)	Budget Year (2023-24)	1st Subsequent Year (2024-25)	2nd Subsequent Year (2025-26)
Step 1 - Change in Population				
a. ADA (Funded) (Form A, lines A6 and C4)	1,779.40	1,704.76	1,630.12	1,594.86
b. Prior Year ADA (Funded)		1,779.40	1,704.76	1,630.12
c. Difference (Step 1a minus Step 1b)		(74.64)	(74.64)	(35.26)
d. Percent Change Due to Population (Step 1c divided by Step 1b)		(4.19%)	(4.38%)	(2.16%)
Step 2 - Change in Funding Level				
a. Prior Year LCFF Funding		19,444,448.00	20,222,215.00	20,013,785.00
b1. COLA percentage		8.22%	3.94%	3.19%
b2. COLA amount (proxy for purposes of this criterion)		1,598,333.63	796,755.27	638,439.74
c. Percent Change Due to Funding Level (Step 2b2 divided by Step 2a)		8.22%	3.94%	3.19%
Step 3 - Total Change in Population and Funding Level (Step 1d plus Step 2c)				
		4.03%	(.44%)	1.03%
LCFF Revenue Standard (Step 3, plus/minus 1%):		3.03% to 5.03%	-1.44% to 0.56%	0.03% to 2.03%

4A2. Alternate LCFF Revenue Standard - Basic Aid

DATA ENTRY: If applicable to your district, input data in the 1st and 2nd Subsequent Year columns for projected local property taxes; all other data are extracted or calculated.

Basic Aid District Projected LCFF Revenue

	Prior Year (2022-23)	Budget Year (2023-24)	1st Subsequent Year (2024-25)	2nd Subsequent Year (2025-26)
Projected Local Property Taxes (Form 01, Objects 8021 - 8089)	712,739.00	648,772.00	671,210.00	671,210.00
Percent Change from Previous Year		N/A	N/A	N/A
Basic Aid Standard (percent change from previous year, plus/minus 1%):		N/A	N/A	N/A

4A3. Alternate LCFF Revenue Standard - Necessary Small School

DATA ENTRY: All data are extracted or calculated.

Necessary Small School District Projected LCFF Revenue

	Budget Year (2023-24)	1st Subsequent Year (2024-25)	2nd Subsequent Year (2025-26)
Necessary Small School Standard (COLA Step 2c, plus/minus 1%):	N/A	N/A	N/A

4B. Calculating the District's Projected Change in LCFF Revenue

DATA ENTRY: Enter data in the 1st and 2nd Subsequent Year columns for LCFF Revenue; all other data are extracted or calculated.

	Prior Year (2022-23)	Budget Year (2023-24)	1st Subsequent Year (2024-25)	2nd Subsequent Year (2025-26)
LCFF Revenue (Fund 01, Objects 8011, 8012, 8020-8089)	19,447,672.00	20,199,777.00	20,013,785.00	18,850,214.00
District's Projected Change in LCFF Revenue:		3.87%	(.92%)	(5.81%)
LCFF Revenue Standard		3.03% to 5.03%	-1.44% to 0.56%	0.03% to 2.03%
Status:		Met	Met	Not Met

4C. Comparison of District LCFF Revenue to the Standard

DATA ENTRY: Enter an explanation if the standard is not met.

- 1a. STANDARD NOT MET - Projected change in LCFF revenue is outside the standard in one or more of the budget or two subsequent fiscal years. Provide reasons why the projection(s) exceed the standard(s) and a description of the methods and assumptions used in projecting LCFF revenue.

Explanation:
(required if NOT met)

Lower COLA and lower ADA thru the years (which makes 3 year rolling average lower) are the causes for standard not being met.

5. **CRITERION: Salaries and Benefits**

STANDARD: Projected ratio of total unrestricted salaries and benefits to total unrestricted general fund expenditures for any of the budget year or two subsequent fiscal years has not changed from the historical average ratio from the three prior fiscal years by more than the greater of three percent or the district's required reserves percentage.

5A. Calculating the District's Historical Average Ratio of Unrestricted Salaries and Benefits to Total Unrestricted General Fund Expenditures

DATA ENTRY: All data are extracted or calculated.

Fiscal Year	Estimated/Unaudited Actuals - Unrestricted (Resources 0000-1999)		Ratio of Unrestricted Salaries and Benefits to Total Unrestricted Expenditures
	Salaries and Benefits (Form 01, Objects 1000-3999)	Total Expenditures (Form 01, Objects 1000-7499)	
	Third Prior Year (2020-21)	19,012,538.48	21,966,549.86
Second Prior Year (2021-22)	20,281,592.28	23,016,935.56	88.1%
First Prior Year (2022-23)	23,410,504.72	28,287,032.68	82.8%
	Historical Average Ratio:		85.8%

	Budget Year (2023-24)	1st Subsequent Year (2024-25)	2nd Subsequent Year (2025-26)
District's Reserve Standard Percentage (Criterion 10B, Line 4):	3.0%	3.0%	3.0%
District's Salaries and Benefits Standard (historical average ratio, plus/minus the greater of 3% or the district's reserve standard percentage):	82.8% to 88.8%	82.8% to 88.8%	82.8% to 88.8%

5B. Calculating the District's Projected Ratio of Unrestricted Salaries and Benefits to Total Unrestricted General Fund Expenditures

DATA ENTRY: If Form MYP exists, Unrestricted Salaries and Benefits, and Total Unrestricted Expenditures data for the 1st and 2nd Subsequent Years will be extracted; if not, enter data for the two subsequent years. All other data are extracted or calculated.

Fiscal Year	Budget - Unrestricted (Resources 0000-1999)		Ratio of Unrestricted Salaries and Benefits to Total Unrestricted Expenditures	Status
	Salaries and Benefits (Form 01, Objects 1000-3999) (Form MYP, Lines B1-B3)	Total Expenditures (Form 01, Objects 1000-7499) (Form MYP, Lines B1-B8, B10)		
	Budget Year (2023-24)	24,641,430.69	28,488,958.53	86.5%
1st Subsequent Year (2024-25)	25,061,385.00	28,942,846.00	86.6%	Met
2nd Subsequent Year (2025-26)	25,489,008.00	29,404,744.00	86.7%	Met

5C. Comparison of District Salaries and Benefits Ratio to the Standard

DATA ENTRY: Enter an explanation if the standard is not met.

1a. STANDARD MET - Ratio of total unrestricted salaries and benefits to total unrestricted expenditures has met the standard for the budget and two subsequent fiscal years.

Explanation:
(required if NOT met)

6. CRITERION: Other Revenues and Expenditures

STANDARD: Projected operating revenues (including federal, other state, and other local) or expenditures (including books and supplies, and services and other operating), for any of the budget year or two subsequent fiscal years, have not changed from the prior fiscal year amount by more than the percentage change in population and the funded cost-of-living adjustment (COLA) plus or minus ten percent.

For each major object category, changes that exceed the percentage change in population and the funded COLA plus or minus five percent must be explained.

6A. Calculating the District's Other Revenues and Expenditures Standard Percentage Ranges

DATA ENTRY: All data are extracted or calculated.

	Budget Year (2023-24)	1st Subsequent Year (2024-25)	2nd Subsequent Year (2025-26)
1. District's Change in Population and Funding Level (Criterion 4A1, Step 3):	4.03%	(.44%)	1.03%
2. District's Other Revenues and Expenditures Standard Percentage Range (Line 1, plus/minus 10%):	-5.97% to 14.03%	-10.44% to 9.56%	-8.97% to 11.03%
3. District's Other Revenues and Expenditures Explanation Percentage Range (Line 1, plus/minus 5%):	-0.97% to 9.03%	-5.44% to 4.56%	-3.97% to 6.03%

6B. Calculating the District's Change by Major Object Category and Comparison to the Explanation Percentage Range (Section 6A, Line 3)

DATA ENTRY: If Form MYP exists, the 1st and 2nd Subsequent Year data for each revenue and expenditure section will be extracted; if not, enter data for the two subsequent years. All other data are extracted or calculated.

Explanations must be entered for each category if the percent change for any year exceeds the district's explanation percentage range.

Object Range / Fiscal Year	Amount	Percent Change Over Previous Year	Change Is Outside Explanation Range
Federal Revenue (Fund 01, Objects 8100-8299) (Form MYP, Line A2)			
First Prior Year (2022-23)	11,039,800.33		
Budget Year (2023-24)	11,184,415.58	1.31%	No
1st Subsequent Year (2024-25)	11,184,415.00	0.00%	No
2nd Subsequent Year (2025-26)	11,184,415.00	0.00%	No

Explanation:
(required if Yes)

Other State Revenue (Fund 01, Objects 8300-8599) (Form MYP, Line A3)			
First Prior Year (2022-23)	7,270,384.34		
Budget Year (2023-24)	4,615,680.00	(36.51%)	Yes
1st Subsequent Year (2024-25)	4,615,680.00	0.00%	No
2nd Subsequent Year (2025-26)	4,615,680.00	0.00%	No

Explanation:
(required if Yes)

No more extra funding

Other Local Revenue (Fund 01, Objects 8600-8799) (Form MYP, Line A4)			
First Prior Year (2022-23)	914,457.78		
Budget Year (2023-24)	946,935.76	3.55%	No
1st Subsequent Year (2024-25)	946,499.00	(.05%)	No
2nd Subsequent Year (2025-26)	946,499.00	0.00%	No

Explanation:
(required if Yes)

Books and Supplies (Fund 01, Objects 4000-4999) (Form MYP, Line B4)

First Prior Year (2022-23)	2,252,980.40		
Budget Year (2023-24)	2,828,540.82	25.55%	Yes
1st Subsequent Year (2024-25)	2,856,823.00	1.00%	No
2nd Subsequent Year (2025-26)	2,885,392.00	1.00%	No

Explanation:
(required if Yes) Stimulus funding have to be expended in 2023-24

Services and Other Operating Expenditures (Fund 01, Objects 5000-5999) (Form MYP, Line B5)

First Prior Year (2022-23)	3,926,682.85		
Budget Year (2023-24)	4,683,084.02	19.26%	Yes
1st Subsequent Year (2024-25)	4,729,914.00	1.00%	No
2nd Subsequent Year (2025-26)	4,777,213.00	1.00%	No

Explanation:
(required if Yes) Stimulus funding have to be expended in 2023-24

6C. Calculating the District's Change in Total Operating Revenues and Expenditures (Section 6A, Line 2)

DATA ENTRY: All data are extracted or calculated.

Object Range / Fiscal Year	Amount	Percent Change Over Previous Year	Status
----------------------------	--------	--------------------------------------	--------

Total Federal, Other State, and Other Local Revenue (Criterion 6B)

First Prior Year (2022-23)	19,224,642.45		
Budget Year (2023-24)	16,747,031.34	(12.89%)	Not Met
1st Subsequent Year (2024-25)	16,746,594.00	0.00%	Met
2nd Subsequent Year (2025-26)	16,746,594.00	0.00%	Met

Total Books and Supplies, and Services and Other Operating Expenditures (Criterion 6B)

First Prior Year (2022-23)	6,179,663.25		
Budget Year (2023-24)	7,511,624.84	21.55%	Not Met
1st Subsequent Year (2024-25)	7,586,737.00	1.00%	Met
2nd Subsequent Year (2025-26)	7,662,605.00	1.00%	Met

6D. Comparison of District Total Operating Revenues and Expenditures to the Standard Percentage Range

DATA ENTRY: Explanations are linked from Section 6B if the status in Section 6C is not met; no entry is allowed below.

- 1a. STANDARD NOT MET - Projected total operating revenues have changed by more than the standard in one or more of the budget or two subsequent fiscal years. Reasons for the projected change, descriptions of the methods and assumptions used in the projections, and what changes, if any, will be made to bring the projected operating revenues within the standard must be entered in Section 6A above and will also display in the explanation box below.

Explanation:
Federal Revenue
(linked from 6B
if NOT met)

Explanation:
Other State Revenue
(linked from 6B
if NOT met)

Explanation:
Other Local Revenue
(linked from 6B
if NOT met)

1b. STANDARD NOT MET - Projected total operating expenditures have changed by more than the standard in one or more of the budget or two subsequent fiscal years. Reasons for the projected change, descriptions of the methods and assumptions used in the projections, and what changes, if any, will be made to bring the projected operating expenditures within the standard must be entered in Section 6A above and will also display in the explanation box below.

Explanation:
Books and Supplies
(linked from 6B
if NOT met)

Stimulus funding have to be expended in 2023-24

Explanation:
Services and Other Exps
(linked from 6B
if NOT met)

Stimulus funding have to be expended in 2023-24

7. **CRITERION: Facilities Maintenance**

STANDARD: Confirm that the annual contribution for facilities maintenance funding is not less than the amount required pursuant to Education Code Section 17070.75, if applicable, and that the district is providing adequately to preserve the functionality of its facilities for their normal life in accordance with Education Code sections 52060(d)(1) and 17002(d)(1).

Determining the District's Compliance with the Contribution Requirement for EC Section 17070.75 - Ongoing and Major Maintenance/Restricted Maintenance Account (OMMA/RMA)

NOTE: EC Section 17070.75 requires the district to deposit into the account a minimum amount equal to or greater than three percent of the total general fund expenditures and other financing uses for that fiscal year. Statute exclude the following resource codes from the total general fund expenditures calculation: 3212, 3213, 3214, 3216, 3218, 3219, 3225, 3226, 3227, 3228, 5316, 5632, 5633, 5634, 7027, and 7690.

DATA ENTRY: Click the appropriate Yes or No button for special education local plan area (SELPA) administrative units (AUs); all other data are extracted or calculated. If standard is not met, enter an X in the appropriate box and enter an explanation, if applicable.

1. a. For districts that are the AU of a SELPA, do you choose to exclude revenues that are passed through to participating members of the SELPA from the OMMA/RMA required minimum contribution calculation?

No

b. Pass-through revenues and apportionments that may be excluded from the OMMA/RMA calculation per EC Section 17070.75(b)(2)(D) (Fund 10, resources 3300-3499, 6500-6540 and 6546, objects 7211-7213 and 7221-7223)

0.00

2. Ongoing and Major Maintenance/Restricted Maintenance Account

a. Budgeted Expenditures and Other Financing Uses (Form 01, objects 1000-7999, exclude resources 3212, 3213, 3214, 3216, 3218, 3219, 3225, 3226, 3227, 3228, 5316, 5632, 5633, 5634, 7027, and 7690)

34,802,114.47

b. Plus: Pass-through Revenues and Apportionments (Line 1b, if line 1a is No)

0.00

3% Required
Minimum Contribution
(Line 2c times 3%)

Budgeted Contribution¹
to the Ongoing and Major
Maintenance Account

Status

c. Net Budgeted Expenditures and Other Financing Uses

34,802,114.47

1,044,063.43

800,000.00

Not Met

¹ Fund 01, Resource 8150, Objects 8900-8999

If standard is not met, enter an X in the box that best describes why the minimum required contribution was not made:

- Not applicable (district does not participate in the Leroy F. Greene School Facilities Act of 1998)
- Exempt (due to district's small size [EC Section 17070.75 (b)(2)(E)])
- Other (explanation must be provided)

Explanation:
(required if NOT met
and Other is marked)

Will adjust on First Interim

8. CRITERION: Deficit Spending

STANDARD: Unrestricted deficit spending (total unrestricted expenditures and other financing uses is greater than total unrestricted revenues and other financing sources) as a percentage of total unrestricted expenditures and other financing uses, has not exceeded one-third of the district's available reserves¹ as a percentage of total expenditures and other financing uses² in two out of three prior fiscal years.

8A. Calculating the District's Deficit Spending Standard Percentage Levels

DATA ENTRY: All data are extracted or calculated.

	Third Prior Year (2020-21)	Second Prior Year (2021-22)	First Prior Year (2022-23)
1. District's Available Reserve Amounts (resources 0000-1999)			
a. Stabilization Arrangements (Funds 01 and 17, Object 9750)	0.00	0.00	0.00
b. Reserve for Economic Uncertainties (Funds 01 and 17, Object 9789)	850,000.00	850,000.00	1,100,000.00
c. Unassigned/Unappropriated (Funds 01 and 17, Object 9790)	8,691,230.41	12,792,750.01	11,195,906.47
d. Negative General Fund Ending Balances in Restricted Resources (Fund 01, Object 979Z, if negative, for each of resources 2000-9999)	0.00	(.01)	0.00
e. Available Reserves (Lines 1a through 1d)	9,541,230.41	13,642,750.00	12,295,906.47
2. Expenditures and Other Financing Uses			
a. District's Total Expenditures and Other Financing Uses (Fund 01, objects 1000-7999)	27,761,944.39	31,519,933.24	37,101,495.47
b. Plus: Special Education Pass-through Funds (Fund 10, resources 3300-3499, 6500-6540 and 6546, objects 7211-7213 and 7221-7223)			0.00
c. Total Expenditures and Other Financing Uses (Line 2a plus Line 2b)	27,761,944.39	31,519,933.24	37,101,495.47
3. District's Available Reserve Percentage (Line 1e divided by Line 2c)	34.4%	43.3%	33.1%
District's Deficit Spending Standard Percentage Levels (Line 3 times 1/3):	11.5%	14.4%	11.0%

¹Available reserves are the unrestricted amounts in the Stabilization Arrangement, Reserve for Economic Uncertainties, and Unassigned/Unappropriated accounts in the General Fund and the Special Reserve Fund for Other Than Capital Outlay Projects. Available reserves will be reduced by any negative ending balances in restricted resources in the General Fund.

²A school district that is the Administrative Unit of a Special Education Local Plan Area (SELPA) may exclude from its expenditures the distribution of funds to its participating members.

8B. Calculating the District's Deficit Spending Percentages

DATA ENTRY: All data are extracted or calculated.

Fiscal Year	Net Change in Unrestricted Fund Balance (Form 01, Section E)	Total Unrestricted Expenditures and Other Financing Uses (Form 01, Objects 1000- 7999)	Deficit Spending Level (If Net Change in Unrestricted Fund Balance is negative, else N/A)	Status
Third Prior Year (2020-21)	1,920,915.37	22,026,176.10	N/A	Met
Second Prior Year (2021-22)	4,101,519.60	24,804,352.19	N/A	Met
First Prior Year (2022-23)	(1,346,843.54)	29,031,710.36	4.6%	Met
Budget Year (2023-24) (Information only)	(796,084.88)	28,761,449.25		

8C. Comparison of District Deficit Spending to the Standard

DATA ENTRY: Enter an explanation if the standard is not met.

1a. STANDARD MET - Unrestricted deficit spending, if any, has not exceeded the standard percentage level in two or more of the three prior years.

Explanation:
(required if NOT met)

--

9. **CRITERION: Fund Balance**

STANDARD: Budgeted beginning unrestricted general fund balance has not been overestimated for two out of three prior fiscal years by more than the following percentage levels:

Percentage Level ¹	District ADA
1.7%	0 to 300
1.3%	301 to 1,000
1.0%	1,001 to 30,000
0.7%	30,001 to 400,000
0.3%	400,001 and over

¹ Percentage levels equate to a rate of deficit spending which would eliminate recommended reserves for economic uncertainties over a three year period.

District Estimated P-2 ADA (Form A, Lines A6 and C4):

District's Fund Balance Standard Percentage Level:

9A. Calculating the District's Unrestricted General Fund Beginning Balance Percentages

DATA ENTRY: Enter data in the Original Budget column for the First, Second, and Third Prior Years; all other data are extracted or calculated.

Fiscal Year	Unrestricted General Fund Beginning Balance ² (Form 01, Line F1e, Unrestricted Column)		Beginning Fund Balance Variance Level (If overestimated, else N/A)		Status
	Original Budget	Estimated/Unaudited Actuals			
Third Prior Year (2020-21)	9,406,078.66	11,622,815.04		N/A	Met
Second Prior Year (2021-22)	14,025,426.87	13,543,730.41		3.4%	Not Met
First Prior Year (2022-23)	17,182,905.41	17,645,250.01		N/A	Met
Budget Year (2023-24) (Information only)	16,298,406.47				

² Adjusted beginning balance, including audit adjustments and other restatements (objects 9791-9795)

9B. Comparison of District Unrestricted Beginning Fund Balance to the Standard

DATA ENTRY: Enter an explanation if the standard is not met.

1a. STANDARD MET - Unrestricted general fund beginning fund balance has not been overestimated by more than the standard percentage level for two or more of the previous three years.

Explanation:
(required if NOT met)

10. **CRITERION: Reserves**

STANDARD: Available reserves¹ for any of the budget year or two subsequent fiscal years are not less than the following percentages or amounts² as applied to total expenditures and other financing uses³:

DATA ENTRY: Budget Year data are extracted. If Form MYP exists, 1st and 2nd Subsequent Year data will be extracted. If not, enter district regular ADA and charter school ADA corresponding to financial data reported in the General Fund, only, for the two subsequent years.

Percentage Level	District ADA
5% or \$80,000 (greater of)	0 to 300
4% or \$80,000 (greater of)	301 to 1,000
3%	1,001 to 30,000
2%	30,001 to 400,000
1%	400,001 and over

¹ Available reserves are the unrestricted amounts in the Stabilization Arrangements, Reserve for Economic Uncertainties, and Unassigned/Unappropriated accounts in the General Fund and the Special Reserve Fund for Other Than Capital Outlay Projects. Available reserves will be reduced by any negative ending balances in restricted resources in the General Fund.

² Dollar amounts to be adjusted annually by the prior year statutory cost-of-living adjustment, as referenced in Education Code Section 42238.02, rounded to the nearest thousand.

³ A school district that is the Administrative Unit (AU) of a Special Education Local Plan Area (SELPA) may exclude from its expenditures the distribution of funds to its participating members.

	Budget Year (2023-24)	1st Subsequent Year (2024-25)	2nd Subsequent Year (2025-26)
District Estimated P-2 ADA (Budget Year, Form A, Lines A4 and C4, Subsequent Years, Form MYP, Line F2, if available.)	1,586	1,586	1,586
District's Reserve Standard Percentage Level:	3%	3%	3%

10A. Calculating the District's Special Education Pass-through Exclusions (only for districts that serve as the AU of a SELPA)

DATA ENTRY: For SELPA AUs, if Form MYP exists, all data will be extracted including the Yes/No button selection. If not, click the appropriate Yes or No button for item 1 and, if Yes, enter data for item 2a and for the two subsequent years in item 2b; Budget Year data are extracted.

For districts that serve as the AU of a SELPA (Form MYP, Lines F1a, F1b1, and F1b2):

1. Do you choose to exclude from the reserve calculation the pass-through funds distributed to SELPA members? No

2. If you are the SELPA AU and are excluding special education pass-through funds:

a. Enter the name(s) of the SELPA(s): Kings County SELPA

	Budget Year (2023-24)	1st Subsequent Year (2024-25)	2nd Subsequent Year (2025-26)
b. Special Education Pass-through Funds (Fund 10, resources 3300-3499, 6500-6540 and 6546, objects 7211-7213 and 7221-7223)	0.00	0.00	0.00

10B. Calculating the District's Reserve Standard

DATA ENTRY: If Form MYP exists, 1st and 2nd Subsequent Year data for lines 1 and 2 will be extracted; if not, enter data for the two subsequent years.

All other data are extracted or calculated.

	Budget Year (2023-24)	1st Subsequent Year (2024-25)	2nd Subsequent Year (2025-26)
1. Expenditures and Other Financing Uses (Fund 01, objects 1000-7999) (Form MYP, Line B11)	38,382,275.65	38,943,588.37	39,514,422.37
2. Plus: Special Education Pass-through (Criterion 10A, Line 2b, if Criterion 10A, Line 1 is No)	0.00	0.00	0.00
3. Total Expenditures and Other Financing Uses (Line B1 plus Line B2)	38,382,275.65	38,943,588.37	39,514,422.37
4. Reserve Standard Percentage Level	3%	3%	3%
5. Reserve Standard - by Percent (Line B3 times Line B4)	1,151,468.27	1,168,307.65	1,185,432.67
6. Reserve Standard - by Amount			

	(\$80,000 for districts with 0 to 1,000 ADA, else 0)	0.00	0.00	0.00
7.	District's Reserve Standard (Greater of Line B5 or Line B6)	1,151,468.27	1,168,307.65	1,185,432.67

10C. Calculating the District's Budgeted Reserve Amount

DATA ENTRY: If Form MYP exists, 1st and 2nd Subsequent Year data for lines 1 through 7 will be extracted; if not, enter data for the two subsequent years.
All other data are extracted or calculated.

Reserve Amounts (Unrestricted resources 0000-1999 except Line 4):		Budget Year (2023-24)	1st Subsequent Year (2024-25)	2nd Subsequent Year (2025-26)
1.	General Fund - Stabilization Arrangements (Fund 01, Object 9750) (Form MYP, Line E1a)	0.00		
2.	General Fund - Reserve for Economic Uncertainties (Fund 01, Object 9789) (Form MYP, Line E1b)	1,100,000.00	1,170,000.00	1,190,000.00
3.	General Fund - Unassigned/Unappropriated Amount (Fund 01, Object 9790) (Form MYP, Line E1c)	10,399,821.59	8,870,982.87	7,142,421.15
4.	General Fund - Negative Ending Balances in Restricted Resources (Fund 01, Object 979Z, if negative, for each of resources 2000-9999) (Form MYP, Line E1d)	0.00	0.00	0.00
5.	Special Reserve Fund - Stabilization Arrangements (Fund 17, Object 9750) (Form MYP, Line E2a)	0.00		
6.	Special Reserve Fund - Reserve for Economic Uncertainties (Fund 17, Object 9789) (Form MYP, Line E2b)	0.00		
7.	Special Reserve Fund - Unassigned/Unappropriated Amount (Fund 17, Object 9790) (Form MYP, Line E2c)	0.00		
8.	District's Budgeted Reserve Amount (Lines C1 thru C7)	11,499,821.59	10,040,982.87	8,332,421.15
9.	District's Budgeted Reserve Percentage (Information only) (Line 8 divided by Section 10B, Line 3)	29.96%	25.78%	21.09%
	District's Reserve Standard (Section 10B, Line 7):	1,151,468.27	1,168,307.65	1,185,432.67
	Status:	Met	Met	Met

10D. Comparison of District Reserve Amount to the Standard

DATA ENTRY: Enter an explanation if the standard is not met.

1a. STANDARD MET - Projected available reserves have met the standard for the budget and two subsequent fiscal years.

Explanation:
(required if NOT met)

SUPPLEMENTAL INFORMATION

DATA ENTRY: Click the appropriate Yes or No button for items S1 through S4. Enter an explanation for each Yes answer.

S1. Contingent Liabilities

1a. Does your district have any known or contingent liabilities (e.g., financial or program audits, litigation, state compliance reviews) that may impact the budget?

No

1b. If Yes, identify the liabilities and how they may impact the budget:

S2. Use of One-time Revenues for Ongoing Expenditures

1a. Does your district have ongoing general fund expenditures in the budget in excess of one percent of the total general fund expenditures that are funded with one-time resources?

No

1b. If Yes, identify the expenditures and explain how the one-time resources will be replaced to continue funding the ongoing expenditures in the following fiscal years:

S3. Use of Ongoing Revenues for One-time Expenditures

1a. Does your district have large non-recurring general fund expenditures that are funded with ongoing general fund revenues?

No

1b. If Yes, identify the expenditures:

S4. Contingent Revenues

1a. Does your district have projected revenues for the budget year or either of the two subsequent fiscal years contingent on reauthorization by the local government, special legislation, or other definitive act (e.g., parcel taxes, forest reserves)?

No

1b. If Yes, identify any of these revenues that are dedicated for ongoing expenses and explain how the revenues will be replaced or expenditures reduced:

S5. Contributions

Identify projected contributions from unrestricted resources in the general fund to restricted resources in the general fund for the budget year and two subsequent fiscal years. Provide an explanation if contributions have changed from the prior fiscal year amounts by more than \$20,000 and more than ten percent. Explanation should include whether contributions are ongoing or one-time in nature.

Identify projected transfers to or from the general fund to cover operating deficits in either the general fund or any other fund for the budget year and two subsequent fiscal years. Provide an explanation if transfers have changed from the prior fiscal year amounts by more than \$20,000 and more than ten percent. Explanation should include whether transfers are ongoing or one-time in nature.

Estimate the impact of any capital projects on the general fund operational budget.

District's Contributions and Transfers Standard: -10.0% to +10.0% or -\$20,000 to +\$20,000

S5A. Identification of the District's Projected Contributions, Transfers, and Capital Projects that may Impact the General Fund

DATA ENTRY: For Contributions, enter data in the Projection column for the 1st and 2nd Subsequent Years. Contributions for the First Prior Year and Budget Year data will be extracted. For Transfers In and Transfers Out, the First Prior Year and Budget Year data will be extracted. If Form MYP exists, the data will be extracted for the 1st and 2nd Subsequent Years. If Form MYP does not exist, enter data for the 1st and 2nd Subsequent Years. Click the appropriate button for 1d. All other data are extracted or calculated.

Description / Fiscal Year	Projection	Amount of Change	Percent Change	Status
1a. Contributions, Unrestricted General Fund (Fund 01, Resources 0000-1999, Object 8980)				
First Prior Year (2022-23)	(2,178,482.68)			
Budget Year (2023-24)	(1,983,568.46)	(194,914.22)	(8.9%)	Met
1st Subsequent Year (2024-25)	(1,983,568.00)	(.46)	0.0%	Met
2nd Subsequent Year (2025-26)	(1,983,568.00)	0.00	0.0%	Met
1b. Transfers In, General Fund *				
First Prior Year (2022-23)	531,599.65			
Budget Year (2023-24)	303,182.00	(228,417.65)	(43.0%)	Not Met
1st Subsequent Year (2024-25)	303,182.00	0.00	0.0%	Met
2nd Subsequent Year (2025-26)	303,182.00	0.00	0.0%	Met
1c. Transfers Out, General Fund *				
First Prior Year (2022-23)	744,677.68			
Budget Year (2023-24)	272,490.72	(472,186.96)	(63.4%)	Not Met
1st Subsequent Year (2024-25)	272,490.72	0.00	0.0%	Met
2nd Subsequent Year (2025-26)	272,490.72	0.00	0.0%	Met

1d. Impact of Capital Projects

Do you have any capital projects that may impact the general fund operational budget?

No

* Include transfers used to cover operating deficits in either the general fund or any other fund.

S5B. Status of the District's Projected Contributions, Transfers, and Capital Projects

DATA ENTRY: Enter an explanation if Not Met for items 1a-1c or if Yes for item 1d.

1a. MET - Projected contributions have not changed by more than the standard for the budget and two subsequent fiscal years.

Explanation:
(required if NOT met)

1b. NOT MET - The projected transfers in to the general fund have changed by more than the standard for one or more of the budget or subsequent two fiscal years. Identify the amount(s) transferred, by fund, and whether transfers are ongoing or one-time in nature. If ongoing, explain the district's plan, with timelines, for reducing or eliminating the transfers.

Explanation:
(required if NOT met)

This transfer is no longer needed in FY 23-24

1c. NOT MET - The projected transfers out of the general fund have changed by more than the standard for one or more of the budget or subsequent two fiscal years. Identify the amount(s) transferred, by fund, and whether transfers are ongoing or one-time in nature. If ongoing, explain the district's plan, with timeframes, for reducing or eliminating the transfers.

Explanation:
(required if NOT met)

This transfer is no longer needed in FY 23-24

1d. NO - There are no capital projects that may impact the general fund operational budget.

Project Information:
(required if YES)

S6. Long-term Commitments

Identify all existing and new multiyear commitments¹ and their annual required payments for the budget year and two subsequent fiscal years. Explain how any increase in annual payments will be funded. Also explain how any decrease to funding sources used to pay long-term commitments will be replaced.

¹ Include multiyear commitments, multiyear debt agreements, and new programs or contracts that result in long-term obligations.

S6A. Identification of the District's Long-term Commitments

DATA ENTRY: Click the appropriate button in item 1 and enter data in all columns of item 2 for applicable long-term commitments; there are no extractions in this section.

1. Does your district have long-term (multiyear) commitments?
(If No, skip item 2 and Sections S6B and S6C)

No

2. If Yes to item 1, list all new and existing multiyear commitments and required annual debt service amounts. Do not include long-term commitments for postemployment benefits other than pensions (OPEB); OPEB is disclosed in item S7A.

Type of Commitment	# of Years Remaining	SACS Fund and Object Codes Used For:		Principal Balance as of July 1, 2023
		Funding Sources (Revenues)	Debt Service (Expenditures)	
Leases				
Certificates of Participation				
General Obligation Bonds				
Supp Early Retirement Program				
State School Building Loans				
Compensated Absences				
Other Long-term Commitments (do not include OPEB):				
TOTAL:				0

Type of Commitment (continued)	Prior Year	Budget Year	1st Subsequent Year	2nd Subsequent Year
	(2022-23)	(2023-24)	(2024-25)	(2025-26)
	Annual Payment	Annual Payment	Annual Payment	Annual Payment
	(P & I)	(P & I)	(P & I)	(P & I)
Leases				
Certificates of Participation				
General Obligation Bonds				
Supp Early Retirement Program				
State School Building Loans				
Compensated Absences				
Other Long-term Commitments (continued):				
Total Annual Payments:	0	0	0	0
Has total annual payment increased over prior year (2022-23)?	No	No	No	No

S6B. Comparison of the District's Annual Payments to Prior Year Annual Payment

DATA ENTRY: Enter an explanation if Yes.

- 1a. No - Annual payments for long-term commitments have not increased in one or more of the budget and two subsequent fiscal years.

Explanation:
(required if Yes
to increase in total
annual payments)

S6C. Identification of Decreases to Funding Sources Used to Pay Long-term Commitments

DATA ENTRY: Click the appropriate Yes or No button in item 1; if Yes, an explanation is required in item 2.

1. Will funding sources used to pay long-term commitments decrease or expire prior to the end of the commitment period, or are they one-time sources?

N/A

2. No - Funding sources will not decrease or expire prior to the end of the commitment period, and one-time funds are not being used for long-term commitment annual payments.

Explanation:
(required if Yes)

S7. Unfunded Liabilities

Estimate the unfunded liability for postemployment benefits other than pensions (OPEB) based on an actuarial valuation, if required, or other method; identify or estimate the actuarially determined contribution (if available); and indicate how the obligation is funded (pay-as-you-go, amortized over a specific period, etc.).

Estimate the unfunded liability for self-insurance programs such as workers' compensation based on an actuarial valuation, if required, or other method; identify or estimate the required contribution; and indicate how the obligation is funded (level of risk retained, funding approach, etc.).

S7A. Identification of the District's Estimated Unfunded Liability for Postemployment Benefits Other than Pensions (OPEB)

DATA ENTRY: Click the appropriate button in item 1 and enter data in all other applicable items; there are no extractions in this section except the budget year data on line 5b.

1 Does your district provide postemployment benefits other than pensions (OPEB)? (If No, skip items 2-5)

No

2 For the district's OPEB:

a. Are they lifetime benefits?

No

b. Do benefits continue past age 65?

No

c. Describe any other characteristics of the district's OPEB program including eligibility criteria and amounts, if any, that retirees are required to contribute toward their own benefits:

3 a. Are OPEB financed on a pay-as-you-go, actuarial cost, or other method?

Pay-as-you-go

b. Indicate any accumulated amounts earmarked for OPEB in a self-insurance or governmental fund

	Self-Insurance Fund	Governmental Fund
	646,730	0

4 OPEB Liabilities

a. Total OPEB liability

4,530,182.00

b. OPEB plan(s) fiduciary net position (if applicable)

c. Total/Net OPEB liability (Line 4a minus Line 4b)

4,530,182.00

d. Is total OPEB liability based on the district's estimate or an actuarial valuation?

Actuarial

e. If based on an actuarial valuation, indicate the measurement date of the OPEB valuation

6/30/2022

5 OPEB Contributions

a. OPEB actuarially determined contribution (ADC), if available, per actuarial valuation or Alternative Measurement Method

	Budget Year (2023-24)	1st Subsequent Year (2024-25)	2nd Subsequent Year (2025-26)
	0.00	0.00	0.00
b. OPEB amount contributed (for this purpose, include premiums paid to a self-insurance fund) (funds 01-70, objects 3701-3752)	443,007.00	290,133.00	290,133.00
c. Cost of OPEB benefits (equivalent of "pay-as-you-go" amount)	317,857.00	269,525.00	264,185.00
d. Number of retirees receiving OPEB benefits			

S7B. Identification of the District's Unfunded Liability for Self-Insurance Programs

DATA ENTRY: Click the appropriate button in item 1 and enter data in all other applicable items; there are no extractions in this section.

1 Does your district operate any self-insurance programs such as workers' compensation, employee health and welfare, or property and liability? (Do not include OPEB, which is covered in Section S7A) (If No, skip items 2-4)

No

2 Describe each self-insurance program operated by the district, including details for each such as level of risk retained, funding approach, basis for valuation (district's estimate or actuarial), and date of the valuation:

3. Self-Insurance Liabilities

a. Accrued liability for self-insurance programs

b. Unfunded liability for self-insurance programs

	Budget Year (2023-24)	1st Subsequent Year (2024-25)	2nd Subsequent Year (2025-26)
4. Self-Insurance Contributions			
a. Required contribution (funding) for self-insurance programs	0.00	0.00	0.00
b. Amount contributed (funded) for self-insurance programs	0.00	0.00	0.00

S8. Status of Labor Agreements

Analyze the status of all employee labor agreements. Identify new labor agreements, as well as new commitments provided as part of previously ratified multiyear agreements; and include all contracts, including all administrator contracts (and including all compensation). For new agreements, indicate the date of the required board meeting. Compare the increase in new commitments to the projected increase in ongoing revenues, and explain how these commitments will be funded in future fiscal years.

If salary and benefit negotiations are not finalized at budget adoption, upon settlement with certificated or classified staff:

The school district must determine the cost of the settlement, including salaries, benefits, and any other agreements that change costs, and provide the county office of education (COE) with an analysis of the cost of the settlement and its impact on the operating budget.

The county superintendent shall review the analysis relative to the criteria and standards, and may provide written comments to the president of the district governing board and superintendent.

S8A. Cost Analysis of District's Labor Agreements - Certificated (Non-management) Employees

DATA ENTRY: Enter all applicable data items; there are no extractions in this section.

	Prior Year (2nd Interim) (2022-23)	Budget Year (2023-24)	1st Subsequent Year (2024-25)	2nd Subsequent Year (2025-26)
Number of certificated (non-management) full - time - equivalent(FTE) positions	101	101	101	101

Certificated (Non-management) Salary and Benefit Negotiations

1. Are salary and benefit negotiations settled for the budget year?

No

If Yes, and the corresponding public disclosure documents have been filed with the COE, complete questions 2 and 3.

If Yes, and the corresponding public disclosure documents have not been filed with the COE, complete questions 2-5.

If No, identify the unsettled negotiations including any prior year unsettled negotiations and then complete questions 6 and 7.

Negotiations Settled

2a. Per Government Code Section 3547.5(a), date of public disclosure board meeting:

2b. Per Government Code Section 3547.5(b), was the agreement certified by the district superintendent and chief business official?

If Yes, date of Superintendent and CBO certification:

3. Per Government Code Section 3547.5(c), was a budget revision adopted to meet the costs of the agreement?

If Yes, date of budget revision board adoption:

4. Period covered by the agreement:

Begin Date: End Date:

5. Salary settlement:

Budget Year (2023-24)	1st Subsequent Year (2024-25)	2nd Subsequent Year (2025-26)

Is the cost of salary settlement included in the budget and multiyear projections (MYPs)?

--	--	--

One Year Agreement

Total cost of salary settlement

% change in salary schedule from prior year

--	--	--

or

Multiyear Agreement

Total cost of salary settlement

% change in salary schedule from prior year (may enter text, such as "Reopener")

--	--	--

Identify the source of funding that will be used to support multiyear salary commitments:

--

Negotiations Not Settled

6. Cost of a one percent increase in salary and statutory benefits

Budget Year (2023-24)	1st Subsequent Year (2024-25)	2nd Subsequent Year (2025-26)
0	0	0

7. Amount included for any tentative salary schedule increases

Budget Year (2023-24)	1st Subsequent Year (2024-25)	2nd Subsequent Year (2025-26)
0	0	0

Certificated (Non-management) Health and Welfare (H&W) Benefits

- Are costs of H&W benefit changes included in the budget and MYPs?
- Total cost of H&W benefits
- Percent of H&W cost paid by employer
- Percent projected change in H&W cost over prior year

Yes	Yes	Yes
1717000	1717000	1717000
100.0%	100.0%	100.0%
1.0%	1.0%	1.0%

Certificated (Non-management) Prior Year Settlements

Are any new costs from prior year settlements included in the budget?

If Yes, amount of new costs included in the budget and MYPs

If Yes, explain the nature of the new costs:

No		
----	--	--

Certificated (Non-management) Step and Column Adjustments

- Are step & column adjustments included in the budget and MYPs?
- Cost of step & column adjustments
- Percent change in step & column over prior year

Budget Year (2023-24)	1st Subsequent Year (2024-25)	2nd Subsequent Year (2025-26)
Yes	Yes	Yes
280000	284000	288870
2.0%	2.0%	2.0%

Certificated (Non-management) Attrition (layoffs and retirements)

- Are savings from attrition included in the budget and MYPs?
- Are additional H&W benefits for those laid-off or retired employees included in the budget and MYPs?

Budget Year (2023-24)	1st Subsequent Year (2024-25)	2nd Subsequent Year (2025-26)
No		No
No	No	No

Certificated (Non-management) - Other

List other significant contract changes and the cost impact of each change (i.e., class size, hours of employment, leave of absence, bonuses, etc.):

S8B. Cost Analysis of District's Labor Agreements - Classified (Non-management) Employees

DATA ENTRY: Enter all applicable data items; there are no extractions in this section.

	Prior Year (2nd Interim) (2022-23)	Budget Year (2023-24)	1st Subsequent Year (2024-25)	2nd Subsequent Year (2025-26)
Number of classified(non - management) FTE positions	127	127	127	127

Classified (Non-management) Salary and Benefit Negotiations

1. Are salary and benefit negotiations settled for the budget year?

No

If Yes, and the corresponding public disclosure documents have been filed with the COE, complete questions 2 and 3.

If Yes, and the corresponding public disclosure documents have not been filed with the COE, complete questions 2-5.

If No, identify the unsettled negotiations including any prior year unsettled negotiations and then complete questions 6 and 7.

Negotiations with the classified bargaining group in regards to salary and benefits

Negotiations Settled

2a. Per Government Code Section 3547.5(a), date of public disclosure board meeting:

2b. Per Government Code Section 3547.5(b), was the agreement certified by the district superintendent and chief business official?

If Yes, date of Superintendent and CBO certification:

3. Per Government Code Section 3547.5(c), was a budget revision adopted to meet the costs of the agreement?

If Yes, date of budget revision board adoption:

4. Period covered by the agreement:

Begin Date:		End Date:	
-------------	--	-----------	--

5. Salary settlement:

Budget Year (2023-24)	1st Subsequent Year (2024-25)	2nd Subsequent Year (2025-26)

Is the cost of salary settlement included in the budget and multiyear projections (MYPs)?

One Year Agreement

Total cost of salary settlement

--	--	--

% change in salary schedule from prior year

--

or

Multiyear Agreement

Total cost of salary settlement

--	--	--

% change in salary schedule from prior year (may enter text, such as "Reopener")

--	--	--

Identify the source of funding that will be used to support multiyear salary commitments:

--

Negotiations Not Settled

6. Cost of a one percent increase in salary and statutory benefits

	81578	
Budget Year (2023-24)	1st Subsequent Year (2024-25)	2nd Subsequent Year (2025-26)

7. Amount included for any tentative salary schedule increases

0	0	0
Budget Year (2023-24)	1st Subsequent Year (2024-25)	2nd Subsequent Year (2025-26)

Classified (Non-management) Health and Welfare (H&W) Benefits

1. Are costs of H&W benefit changes included in the budget and MYPs?
2. Total cost of H&W benefits
3. Percent of H&W cost paid by employer
4. Percent projected change in H&W cost over prior year

Yes	Yes	Yes
1156000	1167560	1179236
100.0%	100.0%	100.0%
1.0%	1.0%	1.0%

Classified (Non-management) Prior Year Settlements

Are any new costs from prior year settlements included in the budget?

If Yes, amount of new costs included in the budget and MYPs

If Yes, explain the nature of the new costs:

No		
----	--	--

Classified (Non-management) Step and Column Adjustments

1. Are step & column adjustments included in the budget and MYPs?
2. Cost of step & column adjustments
3. Percent change in step & column over prior year

Yes	Yes	Yes
2.0%	2.0%	2.0%

Classified (Non-management) Attrition (layoffs and retirements)

1. Are savings from attrition included in the budget and MYPs?
2. Are additional H&W benefits for those laid-off or retired employees included in the budget and MYPs?

No	No	No
No		No

Classified (Non-management) - Other

List other significant contract changes and the cost impact of each change (i.e., hours of employment, leave of absence, bonuses, etc.):

S8C. Cost Analysis of District's Labor Agreements - Management/Supervisor/Confidential Employees

DATA ENTRY: Enter all applicable data items; there are no extractions in this section.

	Prior Year (2nd Interim) (2022-23)	Budget Year (2023-24)	1st Subsequent Year (2024-25)	2nd Subsequent Year (2025-26)
Number of management, supervisor, and confidential FTE positions	22	22	22	22

**Management/Supervisor/Confidential
Salary and Benefit Negotiations**

1. Are salary and benefit negotiations settled for the budget year?

N/A

If Yes, complete question 2.

If No, identify the unsettled negotiations including any prior year unsettled negotiations and then complete questions 3 and 4.

If n/a, skip the remainder of Section S8C.

Negotiations Settled

2. Salary settlement:

Is the cost of salary settlement included in the budget and multiyear projections (MYPs)?

Total cost of salary settlement
% change in salary schedule from prior year (may enter text, such as "Reopener")

	Budget Year (2023-24)	1st Subsequent Year (2024-25)	2nd Subsequent Year (2025-26)

Negotiations Not Settled

3. Cost of a one percent increase in salary and statutory benefits

4. Amount included for any tentative salary schedule increases

	Budget Year (2023-24)	1st Subsequent Year (2024-25)	2nd Subsequent Year (2025-26)

**Management/Supervisor/Confidential
Health and Welfare (H&W) Benefits**

- Are costs of H&W benefit changes included in the budget and MYPs?
- Total cost of H&W benefits
- Percent of H&W cost paid by employer
- Percent projected change in H&W cost over prior year

	Budget Year (2023-24)	1st Subsequent Year (2024-25)	2nd Subsequent Year (2025-26)

**Management/Supervisor/Confidential
Step and Column Adjustments**

- Are step & column adjustments included in the budget and MYPs?
- Cost of step and column adjustments
- Percent change in step & column over prior year

	Budget Year (2023-24)	1st Subsequent Year (2024-25)	2nd Subsequent Year (2025-26)

**Management/Supervisor/Confidential
Other Benefits (mileage, bonuses, etc.)**

- Are costs of other benefits included in the budget and MYPs?
- Total cost of other benefits
- Percent change in cost of other benefits over prior year

	Budget Year (2023-24)	1st Subsequent Year (2024-25)	2nd Subsequent Year (2025-26)

S9. Local Control and Accountability Plan (LCAP)

Confirm that the school district's governing board has adopted an LCAP or an update to the LCAP effective for the budget year.
DATA ENTRY: Click the appropriate Yes or No button in Item 1, and enter the date in item 2.

1. Did or will the school district's governing board adopt an LCAP or an update to the LCAP effective for the budget year?
2. Adoption date of the LCAP or an update to the LCAP.

Yes
Jun 16, 2023

S10. LCAP Expenditures

Confirm that the school district's budget includes the expenditures necessary to implement the LCAP or annual update to the LCAP.
DATA ENTRY: Click the appropriate Yes or No button.

Does the school district's budget include the expenditures necessary to implement the LCAP or annual update to the LCAP as described in the Local Control and Accountability Plan and Annual Update Template?

Yes

ADDITIONAL FISCAL INDICATORS

The following fiscal indicators are designed to provide additional data for reviewing agencies. A "Yes" answer to any single indicator does not necessarily suggest a cause for concern, but may alert the reviewing agency to the need for additional review. DATA ENTRY: Click the appropriate Yes or No button for items A1 through A9 except item A3, which is automatically completed based on data in Criterion 2.

A1.	Do cash flow projections show that the district will end the budget year with a negative cash balance in the general fund?	No
A2.	Is the system of personnel position control independent from the payroll system?	Yes
A3.	Is enrollment decreasing in both the prior fiscal year and budget year? (Data from the enrollment budget column and actual column of Criterion 2A are used to determine Yes or No)	No
A4.	Are new charter schools operating in district boundaries that impact the district's enrollment, either in the prior fiscal year or budget year?	No
A5.	Has the district entered into a bargaining agreement where any of the budget or subsequent years of the agreement would result in salary increases that are expected to exceed the projected state funded cost-of-living adjustment?	No
A6.	Does the district provide uncapped (100% employer paid) health benefits for current or retired employees?	No
A7.	Is the district's financial system independent of the county office system?	No
A8.	Does the district have any reports that indicate fiscal distress pursuant to Education Code Section 42127.6(a)? (If Yes, provide copies to the county office of education)	No
A9.	Have there been personnel changes in the superintendent or chief business official positions within the last 12 months?	No

When providing comments for additional fiscal indicators, please include the item number applicable to each comment.

Comments:
(optional)

End of School District Budget Criteria and Standards Review

**CENTRAL UNION SCHOOL DISTRICT
RESOLUTION #I-06-16-2023**

**BEFORE THE BOARD OF TRUSTEES
OF THE CENTRAL UNION SCHOOL DISTRICT
KINGS COUNTY, CALIFORNIA**

IN THE MATTER OF

**BUDGET REVISIONS FOR THE
2023-24 ADOPTED BUDGET**

NOW, THEREFORE, IT IS HEREBY RESOLVED, the Board of Trustees of the Central Union Elementary School District resolves that the transfers for the attached budget revisions be made as indicated.

The foregoing Resolution was adopted at a regular meeting of the Board of Trustees of the Central Union Elementary School District on this 16th day of June 2023, by the following vote:

	AYE	NO	ABSTAIN	ABSENT
<hr/>	<input type="checkbox"/>	<input type="checkbox"/>	<input type="checkbox"/>	<input type="checkbox"/>
Dale Davidson, Trustee Area 1	<input type="checkbox"/>	<input type="checkbox"/>	<input type="checkbox"/>	<input type="checkbox"/>
<hr/>	<input type="checkbox"/>	<input type="checkbox"/>	<input type="checkbox"/>	<input type="checkbox"/>
Jeffrey Gilcrease, Trustee Area 2	<input type="checkbox"/>	<input type="checkbox"/>	<input type="checkbox"/>	<input type="checkbox"/>
<hr/>	<input type="checkbox"/>	<input type="checkbox"/>	<input type="checkbox"/>	<input type="checkbox"/>
Vacant, Trustee Area 3	<input type="checkbox"/>	<input type="checkbox"/>	<input type="checkbox"/>	<input type="checkbox"/>
<hr/>	<input type="checkbox"/>	<input type="checkbox"/>	<input type="checkbox"/>	<input type="checkbox"/>
Vacant, Trustee Area 4	<input type="checkbox"/>	<input type="checkbox"/>	<input type="checkbox"/>	<input type="checkbox"/>
<hr/>	<input type="checkbox"/>	<input type="checkbox"/>	<input type="checkbox"/>	<input type="checkbox"/>
Ceil Howe, III, Trustee Area 5	<input type="checkbox"/>	<input type="checkbox"/>	<input type="checkbox"/>	<input type="checkbox"/>

I, **Jeffrey Gilcrease**, do hereby certify that the foregoing Resolution was regularly introduced, passed and adopted by the Board of Trustees at its meeting held on June 16, 2023.

Jeffrey Gilcrease, Clerk
CUESD Board of Trustees
Central Union School District
Kings County, California

Pending Budget Revision
Control Number 20240002
 Resolution No. I-06-16-2023

Fund: 0100 General Fund

FD---RE---Y-GO---FN---OB-----SI--L1-L2	Revised	Adjustments	Proposed
Income			
0100-0000-0-0000-0000-801100-000-00-0000	\$0.00	\$14,703,576.00	\$14,703,576.00
0100-1400-0-0000-0000-801200-000-00-0000	\$0.00	\$4,847,429.00	\$4,847,429.00
0100-0000-0-0000-0000-801900-000-00-0000	\$0.00	\$22,438.00	\$22,438.00
0100-0000-0-0000-0000-802100-000-00-0000	\$0.00	\$7,060.00	\$7,060.00
0100-0000-0-0000-0000-804100-000-00-0000	\$0.00	\$832,862.00	\$832,862.00
0100-0000-0-0000-0000-804200-000-00-0000	\$0.00	\$55,734.00	\$55,734.00
0100-0000-0-0000-0000-804400-000-00-0000	\$0.00	\$34,200.00	\$34,200.00
0100-0000-0-0000-0000-804500-000-00-0000	\$0.00	(\$289,401.00)	(\$289,401.00)
0100-0000-0-0000-0000-804700-000-00-0000	\$0.00	\$8,317.00	\$8,317.00
0100-0010-0-0000-0000-811000-116-00-0000	\$0.00	(\$208,680.00)	(\$208,680.00)
0100-0010-0-0000-0000-811000-000-00-0000	\$0.00	\$8,085,277.00	\$8,085,277.00
0100-3310-0-5760-0000-818100-000-00-0000	\$0.00	\$75,241.00	\$75,241.00
0100-3327-0-5760-0000-818200-000-00-0000	\$0.00	\$19,468.00	\$19,468.00
0100-3010-0-1110-1000-829000-127-00-0000	\$0.00	\$1,500.00	\$1,500.00
0100-5634-0-0000-0000-829000-000-00-0000	\$0.00	\$1,549.00	\$1,549.00
0100-4511-0-0000-0000-829000-000-00-0000	\$0.00	\$12,149.33	\$12,149.33
0100-4203-0-0000-0000-829000-000-00-0000	\$0.00	\$14,931.00	\$14,931.00
0100-4510-0-1110-1000-829000-323-00-0000	\$0.00	\$20,000.00	\$20,000.00
0100-4127-0-0000-0000-829000-000-00-0000	\$0.00	\$29,000.00	\$29,000.00
0100-3217-0-0000-0000-829000-000-00-0000	\$0.00	\$34,469.00	\$34,469.00
0100-4035-0-0000-0000-829000-000-00-0000	\$0.00	\$45,500.00	\$45,500.00
0100-3218-0-0000-0000-829000-000-00-0000	\$0.00	\$110,686.00	\$110,686.00
0100-3216-0-0000-0000-829000-000-00-0000	\$0.00	\$133,651.68	\$133,651.68
0100-3219-0-0000-0000-829000-000-00-0000	\$0.00	\$190,804.00	\$190,804.00
0100-3010-0-0000-0000-829000-000-00-0000	\$0.00	\$267,424.00	\$267,424.00
0100-3214-0-0000-0000-829000-000-00-0000	\$0.00	\$352,517.50	\$352,517.50
0100-0050-0-0000-0000-829000-000-00-0000	\$0.00	\$604,898.07	\$604,898.07
0100-3213-0-0000-0000-829000-000-00-0000	\$0.00	\$1,394,030.00	\$1,394,030.00
0100-0026-0-8100-5900-855000-520-00-0000	\$0.00	\$55,817.00	\$55,817.00
0100-6300-0-0000-0000-856000-000-00-0000	\$0.00	\$89,572.00	\$89,572.00
0100-1100-0-0000-0000-856000-000-00-0000	\$0.00	\$274,200.00	\$274,200.00
0100-0000-0-0000-8500-859000-525-00-7590	\$0.00	\$39,778.00	\$39,778.00
0100-0000-0-0000-8500-859000-323-00-7590	\$0.00	\$41,410.00	\$41,410.00
0100-0000-0-0000-8500-859000-424-00-7590	\$0.00	\$45,490.00	\$45,490.00
0100-0000-0-0000-8500-859000-424-00-7591	\$0.00	\$48,539.00	\$48,539.00
0100-0000-0-0000-8500-859000-323-00-7591	\$0.00	\$50,765.00	\$50,765.00
0100-7210-0-0000-0000-859000-000-00-0000	\$0.00	\$53,583.00	\$53,583.00
0100-7415-0-0000-0000-859000-000-00-0000	\$0.00	\$70,272.00	\$70,272.00
0100-7422-0-0000-0000-859000-000-00-0000	\$0.00	\$73,870.00	\$73,870.00
0100-0000-0-0000-8500-859000-222-00-7590	\$0.00	\$77,312.00	\$77,312.00
0100-0000-0-0000-8500-859000-525-00-7591	\$0.00	\$78,647.00	\$78,647.00
0100-0000-0-0000-8500-859000-222-00-7591	\$0.00	\$79,646.00	\$79,646.00
0100-6546-0-5760-0000-859000-000-00-0000	\$0.00	\$80,000.00	\$80,000.00
0100-6053-0-0000-0000-859000-000-00-0000	\$0.00	\$250,064.00	\$250,064.00

Pending Budget Revision
Control Number 20240002

Resolution No. I-06-16-2023

Fund: 0100 General Fund

FD---RE---Y-GO---FN---OB-----SI--L1-L2	Revised	Adjustments	Proposed
Income			
0100-6762-0-0000-0000-859000-000-00-0000	\$0.00	\$532,032.00	\$532,032.00
0100-2600-0-0000-0000-859000-000-00-0000	\$0.00	\$1,277,760.00	\$1,277,760.00
0100-7690-0-0000-0000-859000-000-00-0000	\$0.00	\$1,396,923.00	\$1,396,923.00
0100-0000-0-0000-0000-866000-000-00-0000	\$0.00	\$100,000.00	\$100,000.00
0100-1100-0-1110-2420-869900-222-00-0000	\$0.00	\$17.00	\$17.00
0100-0038-0-0000-0000-869900-222-00-0000	\$0.00	\$250.00	\$250.00
0100-0038-0-0000-0000-869900-424-00-0000	\$0.00	\$1,300.00	\$1,300.00
0100-1100-0-1110-2420-869900-424-00-0000	\$0.00	\$2,010.76	\$2,010.76
0100-0000-0-1110-2420-869900-222-00-0000	\$0.00	\$3,000.00	\$3,000.00
0100-0000-0-1110-2420-869900-424-00-0000	\$0.00	\$3,000.00	\$3,000.00
0100-0000-0-0000-0000-869900-000-00-0000	\$0.00	\$4,000.00	\$4,000.00
0100-0097-0-0000-7600-869900-107-00-0000	\$0.00	\$11,559.00	\$11,559.00
0100-0038-0-1110-1000-869900-424-00-0000	\$0.00	\$25,300.00	\$25,300.00
0100-6500-0-5760-0000-879200-000-00-0000	\$0.00	\$796,499.00	\$796,499.00
0100-0000-0-0000-7490-891900-122-00-0000	\$0.00	\$303,182.00	\$303,182.00
0100-0000-0-0000-0000-898000-000-00-0000	\$0.00	(\$1,150,000.00)	(\$1,150,000.00)
0100-0311-0-0000-0000-898000-000-31-0101	\$0.00	\$350,000.00	\$350,000.00
0100-8150-0-0000-0000-898000-000-00-0000	\$0.00	\$800,000.00	\$800,000.00
0100-0000-0-0000-0000-898010-000-00-0000	\$0.00	(\$295,990.00)	(\$295,990.00)
0100-0333-0-0000-3600-898010-121-00-0000	\$0.00	\$295,990.00	\$295,990.00
0100-0000-0-0000-0000-898030-000-00-0000	\$0.00	(\$1,183,568.46)	(\$1,183,568.46)
0100-6500-0-5760-0000-898030-000-00-0000	\$0.00	\$1,183,568.46	\$1,183,568.46
0100-0000-0-0000-0000-898070-000-00-0000	\$0.00	(\$1,423,259.00)	(\$1,423,259.00)
0100-0332-0-0000-0000-898070-000-00-0000	\$0.00	\$1,423,259.00	\$1,423,259.00
0100-0010-0-0000-0000-899000-000-00-0000	\$0.00	(\$6,476,337.00)	(\$6,476,337.00)
0100-4127-0-0000-0000-899000-000-00-0000	\$0.00	(\$29,000.00)	(\$29,000.00)
0100-4035-0-0000-0000-899000-000-00-0000	\$0.00	\$29,000.00	\$29,000.00
0100-0000-0-0000-0000-899000-000-00-0000	\$0.00	\$6,476,337.00	\$6,476,337.00
***Income Total	\$0.00	\$37,272,428.34	\$37,272,428.34

Expenses			
0100-6266-0-1110-1000-210000-121-36-0501	\$0.00	\$321.00	\$321.00
0100-0000-0-0000-7200-350200-000-00-0000	\$0.00	\$10.00	\$10.00
0100-0000-0-1110-1000-580004-121-00-0000	\$0.00	\$5,000.00	\$5,000.00
0100-4203-0-0000-7410-580004-121-31-0305	\$0.00	\$8,714.56	\$8,714.56
0100-0050-0-0000-7700-580004-121-00-0000	\$0.00	\$14,000.00	\$14,000.00
0100-4510-0-1110-1000-580004-323-00-0000	\$0.00	\$14,923.00	\$14,923.00
0100-0000-0-0000-7200-580004-121-00-0000	\$0.00	\$22,000.00	\$22,000.00
0100-6500-0-5760-1110-580004-121-00-0000	\$0.00	\$30,000.00	\$30,000.00
0100-0000-0-0000-7490-580004-121-00-0000	\$0.00	\$52,400.00	\$52,400.00
0100-1100-0-1110-1000-580007-323-00-0000	\$0.00	\$200.00	\$200.00
0100-1100-0-1135-1000-580007-424-00-0000	\$0.00	\$500.00	\$500.00
0100-1100-0-1135-1000-580007-323-00-0000	\$0.00	\$1,000.00	\$1,000.00
0100-1100-0-1135-1000-580007-525-00-0000	\$0.00	\$1,000.00	\$1,000.00

Resolution No. I-06-16-2023

Fund: 0100 General Fund

FD---RE---Y-GO---FN---OB-----SI--L1-L2	Revised	Adjustments	Proposed
Expenses			
0100-1100-0-1110-1000-580007-222-00-0000	\$0.00	\$1,500.00	\$1,500.00
0100-1100-0-1135-1000-580007-222-00-0000	\$0.00	\$2,500.00	\$2,500.00
0100-0332-0-1172-3600-580007-121-31-0000	\$0.00	\$15,000.00	\$15,000.00
0100-4511-0-1110-1000-580009-323-00-0000	\$0.00	\$1,639.00	\$1,639.00
0100-0000-0-0000-7200-580010-121-00-0000	\$0.00	\$5,000.00	\$5,000.00
0100-6500-0-5760-1110-580010-121-00-0000	\$0.00	\$5,000.00	\$5,000.00
0100-0000-0-0000-7100-580010-121-00-0000	\$0.00	\$100,000.00	\$100,000.00
0100-0050-0-0000-7700-580011-000-00-0000	\$0.00	\$100.00	\$100.00
0100-1100-0-1110-1000-580011-525-00-0000	\$0.00	\$150.00	\$150.00
0100-1100-0-1110-1000-580011-424-00-0000	\$0.00	\$500.00	\$500.00
0100-1100-0-1110-1000-580011-323-00-0000	\$0.00	\$500.00	\$500.00
0100-0000-0-0000-3120-580011-121-00-0000	\$0.00	\$1,000.00	\$1,000.00
0100-1100-0-1110-1000-580011-222-00-0000	\$0.00	\$1,000.00	\$1,000.00
0100-8150-0-0000-8100-580011-120-00-0000	\$0.00	\$4,000.00	\$4,000.00
0100-0000-0-1110-1000-580011-121-00-0000	\$0.00	\$4,125.00	\$4,125.00
0100-4203-0-1110-1000-580011-121-31-0305	\$0.00	\$5,000.00	\$5,000.00
0100-6500-0-5760-1110-580011-000-00-0000	\$0.00	\$5,500.00	\$5,500.00
0100-0050-0-0000-7700-580011-121-31-0201	\$0.00	\$9,450.00	\$9,450.00
0100-0332-0-1110-1000-580011-121-31-0000	\$0.00	\$14,000.00	\$14,000.00
0100-0050-0-0000-7700-580011-121-31-0203	\$0.00	\$17,677.00	\$17,677.00
0100-0000-0-0000-7490-580011-121-00-0000	\$0.00	\$23,300.00	\$23,300.00
0100-0000-0-1110-2420-580011-000-00-0000	\$0.00	\$35,450.00	\$35,450.00
0100-0050-0-0000-7700-580011-121-31-0301	\$0.00	\$36,457.00	\$36,457.00
0100-0050-0-0000-7700-580011-121-00-0000	\$0.00	\$220,000.00	\$220,000.00
0100-0000-0-1110-1000-580022-121-00-0000	\$0.00	\$900.00	\$900.00
0100-0000-0-1110-3140-580022-121-00-0000	\$0.00	\$1,500.00	\$1,500.00
0100-0000-0-0000-2110-580022-121-00-0000	\$0.00	\$2,000.00	\$2,000.00
0100-0000-0-1110-2420-580022-121-00-0000	\$0.00	\$2,800.00	\$2,800.00
0100-4035-0-0000-7410-580022-121-00-0000	\$0.00	\$62,172.82	\$62,172.82
0100-0000-0-0000-7200-580040-121-00-0000	\$0.00	\$150.00	\$150.00
0100-0000-0-0000-7490-580040-121-00-0000	\$0.00	\$700.00	\$700.00
0100-0000-0-0000-7100-580040-121-00-0000	\$0.00	\$1,000.00	\$1,000.00
0100-0000-0-0000-7490-580060-121-00-0000	\$0.00	\$5,000.00	\$5,000.00
0100-0000-0-0000-7190-580070-121-00-0000	\$0.00	\$28,000.00	\$28,000.00
0100-0000-0-1110-3130-580090-121-31-0203	\$0.00	\$68,369.00	\$68,369.00
0100-0000-0-0000-2110-590010-121-00-0000	\$0.00	\$10.00	\$10.00
0100-0000-0-1110-3140-590010-121-00-0000	\$0.00	\$25.00	\$25.00
0100-8150-0-0000-8100-590010-222-00-0000	\$0.00	\$500.00	\$500.00
0100-8150-0-0000-8100-590010-424-00-0000	\$0.00	\$500.00	\$500.00
0100-8150-0-0000-8100-590010-525-00-0000	\$0.00	\$500.00	\$500.00
0100-8150-0-0000-8100-590010-120-00-0000	\$0.00	\$1,000.00	\$1,000.00
0100-0000-0-0000-7200-590010-121-00-0000	\$0.00	\$4,000.00	\$4,000.00
0100-0000-0-1110-8200-590010-525-00-0000	\$0.00	\$6,900.00	\$6,900.00
0100-0000-0-0000-8200-590010-121-00-0000	\$0.00	\$7,700.00	\$7,700.00

Resolution No. I-06-16-2023

Fund: 0100 General Fund

FD---RE---Y-GO---FN---OB-----SI--L1-L2	Revised	Adjustments	Proposed
Expenses			
0100-0000-0-1110-8200-590010-323-00-0000	\$0.00	\$7,900.00	\$7,900.00
0100-0000-0-1110-8200-590010-424-00-0000	\$0.00	\$8,500.00	\$8,500.00
0100-0000-0-1110-8200-590010-222-00-0000	\$0.00	\$10,000.00	\$10,000.00
0100-1100-0-0000-2110-590030-121-00-0000	\$0.00	\$100.00	\$100.00
0100-6500-0-5760-1110-590030-000-00-0000	\$0.00	\$300.00	\$300.00
0100-0000-0-0000-7200-590030-121-00-0000	\$0.00	\$15,000.00	\$15,000.00
0100-1100-0-1110-1000-430021-323-00-0000	\$0.00	\$4,200.00	\$4,200.00
0100-1100-0-1110-1000-430021-525-00-0000	\$0.00	\$5,400.00	\$5,400.00
0100-1100-0-1110-1000-430021-424-00-0000	\$0.00	\$8,100.00	\$8,100.00
0100-1100-0-1110-1000-430021-222-00-0000	\$0.00	\$11,700.00	\$11,700.00
0100-0097-0-0000-7600-440000-107-00-0000	\$0.00	\$1,900.00	\$1,900.00
0100-8150-0-0000-8500-620000-222-00-0000	\$0.00	\$5,000.00	\$5,000.00
0100-0000-0-1160-2420-350200-222-00-0000	\$0.00	\$10.00	\$10.00
0100-0000-0-1166-1000-350200-121-00-0000	\$0.00	\$10.00	\$10.00
0100-0000-0-1166-1000-350200-222-00-0000	\$0.00	\$10.00	\$10.00
0100-0000-0-1166-1000-350200-323-00-0000	\$0.00	\$10.00	\$10.00
0100-0000-0-1166-1000-350200-424-00-0000	\$0.00	\$10.00	\$10.00
0100-0000-0-1166-1000-350200-525-00-0000	\$0.00	\$10.00	\$10.00
0100-0000-0-5760-1110-350200-222-00-0000	\$0.00	\$10.00	\$10.00
0100-0000-0-5760-1110-350200-424-00-0000	\$0.00	\$10.00	\$10.00
0100-0000-0-5760-1120-350200-424-00-0000	\$0.00	\$10.00	\$10.00
0100-0000-0-5760-1120-350200-525-00-0000	\$0.00	\$10.00	\$10.00
0100-0000-0-1110-1000-350200-340-00-0000	\$0.00	\$20.00	\$20.00
0100-0000-0-5760-1110-350200-525-00-0000	\$0.00	\$20.00	\$20.00
0100-0000-0-8100-5900-350200-520-00-0000	\$0.00	\$20.00	\$20.00
0100-2600-0-1110-3140-350200-121-00-0000	\$0.00	\$20.00	\$20.00
0100-6500-0-5760-1110-350200-525-00-0000	\$0.00	\$25.00	\$25.00
0100-8150-0-0000-8100-350200-222-00-0000	\$0.00	\$38.00	\$38.00
0100-0332-0-1110-3110-350200-034-43-0000	\$0.00	\$39.00	\$39.00
0100-8150-0-0000-8100-350200-525-00-0000	\$0.00	\$39.00	\$39.00
0100-0332-0-1160-1000-350200-440-23-0000	\$0.00	\$41.00	\$41.00
0100-8150-0-0000-8100-350200-323-00-0000	\$0.00	\$41.00	\$41.00
0100-8150-0-0000-8100-350200-424-00-0000	\$0.00	\$41.00	\$41.00
0100-0000-0-1110-1000-350200-540-00-0000	\$0.00	\$50.00	\$50.00
0100-6500-0-5760-1110-350200-424-00-0000	\$0.00	\$75.00	\$75.00
0100-6500-0-5760-1120-350200-323-00-0000	\$0.00	\$87.00	\$87.00
0100-3219-0-1110-1000-350200-222-00-0000	\$0.00	\$119.00	\$119.00
0100-3219-0-1110-1000-350200-323-00-0000	\$0.00	\$119.00	\$119.00
0100-3219-0-1110-1000-350200-424-00-0000	\$0.00	\$119.00	\$119.00
0100-3219-0-1110-1000-350200-525-00-0000	\$0.00	\$119.00	\$119.00
0100-7426-0-1110-1000-350200-000-00-0000	\$0.00	\$150.00	\$150.00
0100-2600-0-1110-8200-350200-525-00-0000	\$0.00	\$160.00	\$160.00
0100-0000-0-1110-1000-350200-323-00-0000	\$0.00	\$186.00	\$186.00
0100-6500-0-5760-1120-350200-424-00-0000	\$0.00	\$188.00	\$188.00

Pending Budget Revision
Control Number 20240002
 Resolution No. I-06-16-2023

Fund: 0100 General Fund

FD---RE---Y-GO---FN---OB-----SI--L1-L2	Revised	Adjustments	Proposed
Expenses			
0100-0000-0-1110-2420-350200-424-00-0000	\$0.00	\$200.00	\$200.00
0100-6500-0-5760-1110-350200-323-00-0000	\$0.00	\$206.00	\$206.00
0100-6500-0-5760-1110-350200-222-00-0000	\$0.00	\$210.00	\$210.00
0100-0000-0-1110-2420-350200-323-00-0000	\$0.00	\$220.00	\$220.00
0100-6500-0-5760-2700-350200-121-00-0000	\$0.00	\$222.46	\$222.46
0100-0000-0-1110-2420-350200-222-00-0000	\$0.00	\$225.00	\$225.00
0100-0000-0-1110-2420-350200-525-00-0000	\$0.00	\$226.00	\$226.00
0100-3213-0-0000-3700-350200-000-35-0301	\$0.00	\$230.00	\$230.00
0100-3010-0-1110-1000-350200-525-55-0303	\$0.00	\$233.00	\$233.00
0100-6500-0-5760-1120-350200-525-00-0000	\$0.00	\$241.00	\$241.00
0100-0000-0-0000-7100-350200-121-00-0000	\$0.00	\$266.00	\$266.00
0100-0000-0-0000-7490-350200-121-00-0000	\$0.00	\$266.00	\$266.00
0100-0000-0-1140-1000-350200-109-00-0000	\$0.00	\$287.00	\$287.00
0100-0000-0-0000-8200-350200-121-00-0000	\$0.00	\$324.00	\$324.00
0100-0000-0-1110-2700-350200-323-00-0000	\$0.00	\$441.00	\$441.00
0100-0000-0-1110-2700-350200-525-00-0000	\$0.00	\$484.00	\$484.00
0100-0000-0-1140-1000-350200-119-00-0000	\$0.00	\$500.00	\$500.00
0100-0000-0-1110-1000-350200-525-00-0000	\$0.00	\$569.00	\$569.00
0100-0000-0-1110-8200-350200-525-00-0000	\$0.00	\$587.00	\$587.00
0100-0000-0-1110-3140-350200-121-00-0000	\$0.00	\$602.00	\$602.00
0100-0000-0-1110-8200-350200-120-00-0000	\$0.00	\$602.00	\$602.00
0100-0000-0-0000-2110-350200-121-00-0000	\$0.00	\$639.00	\$639.00
0100-0000-0-1110-2700-350200-424-00-0000	\$0.00	\$650.00	\$650.00
0100-0000-0-1110-2700-350200-222-00-0000	\$0.00	\$691.00	\$691.00
0100-0332-0-1110-1000-350200-340-31-0306	\$0.00	\$693.00	\$693.00
0100-0332-0-1110-1000-350200-240-31-0306	\$0.00	\$745.00	\$745.00
0100-0000-0-1110-8200-350200-323-00-0000	\$0.00	\$799.00	\$799.00
0100-0332-0-1110-1000-350200-440-31-0306	\$0.00	\$842.00	\$842.00
0100-0332-0-1110-1000-350200-540-31-0306	\$0.00	\$889.00	\$889.00
0100-0000-0-1110-8200-350200-424-00-0000	\$0.00	\$917.00	\$917.00
0100-0000-0-0000-7200-350200-121-00-0000	\$0.00	\$983.00	\$983.00
0100-8150-0-0000-8500-620000-323-00-0000	\$0.00	\$5,000.00	\$5,000.00
0100-8150-0-0000-8500-620000-424-00-0000	\$0.00	\$5,000.00	\$5,000.00
0100-8150-0-0000-8500-620000-525-00-0000	\$0.00	\$5,000.00	\$5,000.00
0100-6053-0-0000-8500-620000-121-00-0000	\$0.00	\$35,880.00	\$35,880.00
0100-0000-0-0000-8500-620000-525-00-0000	\$0.00	\$39,778.00	\$39,778.00
0100-0000-0-0000-8500-620000-525-00-7590	\$0.00	\$39,778.00	\$39,778.00
0100-0000-0-0000-8500-620000-323-00-7590	\$0.00	\$41,410.00	\$41,410.00
0100-0000-0-0000-8500-620000-424-00-7590	\$0.00	\$45,490.00	\$45,490.00
0100-0000-0-0000-8500-620000-424-00-7591	\$0.00	\$48,539.00	\$48,539.00
0100-8150-0-0000-8500-620000-120-00-0000	\$0.00	\$50,000.00	\$50,000.00
0100-0000-0-0000-8500-620000-323-00-7591	\$0.00	\$50,765.00	\$50,765.00
0100-0000-0-0000-8500-620000-222-00-7590	\$0.00	\$77,312.00	\$77,312.00
0100-0000-0-0000-8500-620000-525-00-7591	\$0.00	\$78,647.00	\$78,647.00

Resolution No. I-06-16-2023

Fund: 0100 General Fund

FD---RE---Y-GO---FN---OB-----SI--L1-L2	Revised	Adjustments	Proposed
Expenses			
0100-0000-0-0000-8500-620000-222-00-7591	\$0.00	\$79,646.00	\$79,646.00
0100-2600-0-0000-8500-620000-000-00-0000	\$0.00	\$402,500.00	\$402,500.00
0100-8150-0-0000-8110-640000-120-00-0000	\$0.00	\$23,728.67	\$23,728.67
0100-0000-0-0000-8500-640000-121-00-0000	\$0.00	\$40,000.00	\$40,000.00
0100-0050-0-0000-7700-640020-121-00-0000	\$0.00	\$40,000.00	\$40,000.00
0100-8150-0-0000-8100-650000-525-00-0000	\$0.00	\$34,000.00	\$34,000.00
0100-6500-0-5760-9200-714200-121-00-0000	\$0.00	\$11,000.00	\$11,000.00
0100-6500-0-5760-9200-714200-000-00-0000	\$0.00	\$29,000.00	\$29,000.00
0100-0000-0-0000-9200-714210-000-00-0000	\$0.00	\$78,485.00	\$78,485.00
0100-6500-0-5760-9200-714230-000-00-0000	\$0.00	\$229,225.00	\$229,225.00
0100-0000-0-0000-7210-731000-000-00-0000	\$0.00	(\$205,830.00)	(\$205,830.00)
0100-7422-0-0000-7210-731000-000-00-0000	\$0.00	\$4,710.00	\$4,710.00
0100-6053-0-0000-7210-731000-000-00-0000	\$0.00	\$14,120.00	\$14,120.00
0100-2600-0-0000-7210-731000-000-00-0000	\$0.00	\$92,000.00	\$92,000.00
0100-3213-0-0000-7210-731000-000-00-0000	\$0.00	\$95,000.00	\$95,000.00
0100-0000-0-0000-9300-761900-000-00-0000	\$0.00	\$272,490.72	\$272,490.72
0100-7415-0-1160-1000-210000-440-23-0000	\$0.00	\$440.00	\$440.00
0100-7415-0-5760-1110-210000-424-00-0000	\$0.00	\$535.07	\$535.07
0100-7415-0-1110-1000-210000-240-18-0000	\$0.00	\$1,100.00	\$1,100.00
0100-7415-0-5760-1110-210000-323-00-0000	\$0.00	\$1,207.32	\$1,207.32
0100-7415-0-5760-1120-210000-525-00-0000	\$0.00	\$1,304.32	\$1,304.32
0100-7415-0-5760-1120-210000-424-00-0000	\$0.00	\$1,980.00	\$1,980.00
0100-7415-0-1110-1000-210000-340-18-0000	\$0.00	\$2,211.00	\$2,211.00
0100-7415-0-1110-1000-210000-440-18-0000	\$0.00	\$2,684.00	\$2,684.00
0100-7415-0-5760-1110-210000-525-00-0000	\$0.00	\$2,926.00	\$2,926.00
0100-7415-0-1110-1000-210000-525-00-0000	\$0.00	\$3,417.19	\$3,417.19
0100-6500-0-5760-1110-210000-424-00-0000	\$0.00	\$5,177.00	\$5,177.00
0100-0332-0-1160-1000-210000-240-23-0000	\$0.00	\$7,760.00	\$7,760.00
0100-0332-0-1160-1000-210000-440-23-0000	\$0.00	\$8,092.00	\$8,092.00
0100-7415-0-1110-1000-210000-540-18-0000	\$0.00	\$9,076.94	\$9,076.94
0100-0332-0-1160-1000-210000-540-23-0000	\$0.00	\$11,825.00	\$11,825.00
0100-6500-0-5760-1120-210000-323-00-0000	\$0.00	\$17,425.00	\$17,425.00
0100-7426-0-1110-1000-210000-000-00-0000	\$0.00	\$18,867.00	\$18,867.00
0100-3213-0-1110-1000-210000-000-00-0000	\$0.00	\$29,532.00	\$29,532.00
0100-6500-0-5760-1120-210000-424-00-0000	\$0.00	\$37,668.00	\$37,668.00
0100-6500-0-5760-1110-210000-323-00-0000	\$0.00	\$41,103.00	\$41,103.00
0100-6500-0-5760-1110-210000-222-00-0000	\$0.00	\$42,086.00	\$42,086.00
0100-3010-0-1110-1000-210000-525-55-0303	\$0.00	\$46,518.00	\$46,518.00
0100-6500-0-5760-1120-210000-525-00-0000	\$0.00	\$48,100.00	\$48,100.00
0100-6500-0-5760-1110-210000-525-00-0000	\$0.00	\$51,452.85	\$51,452.85
0100-0332-0-1110-1000-210000-340-31-0306	\$0.00	\$138,678.00	\$138,678.00
0100-0332-0-1110-1000-210000-240-31-0306	\$0.00	\$149,064.00	\$149,064.00
0100-0332-0-1110-1000-210000-440-31-0306	\$0.00	\$168,347.00	\$168,347.00
0100-0332-0-1110-1000-210000-540-31-0306	\$0.00	\$177,798.00	\$177,798.00

Pending Budget Revision
Control Number 20240002

Resolution No. I-06-16-2023

Fund: 0100 General Fund

FD---RE---Y-GO---FN---OB-----SI--L1-L2	Revised	Adjustments	Proposed
Expenses			
0100-6500-0-5760-1120-210010-222-00-0000	\$0.00	\$100.00	\$100.00
0100-6500-0-5760-1120-210010-424-00-0000	\$0.00	\$100.00	\$100.00
0100-6500-0-5760-1110-210010-222-00-0000	\$0.00	\$300.00	\$300.00
0100-0332-0-1110-1000-210010-240-31-0306	\$0.00	\$500.00	\$500.00
0100-0332-0-1110-1000-210010-340-31-0306	\$0.00	\$500.00	\$500.00
0100-0332-0-1110-1000-210010-440-31-0306	\$0.00	\$500.00	\$500.00
0100-0332-0-1110-1000-210010-540-31-0306	\$0.00	\$500.00	\$500.00
0100-6500-0-5760-1110-210010-424-00-0000	\$0.00	\$500.00	\$500.00
0100-6500-0-5760-1110-210010-525-00-0000	\$0.00	\$500.00	\$500.00
0100-0000-0-1166-1000-210020-424-00-0000	\$0.00	\$623.00	\$623.00
0100-0000-0-1166-1000-210020-323-00-0000	\$0.00	\$680.00	\$680.00
0100-0000-0-1166-1000-210020-222-00-0000	\$0.00	\$850.00	\$850.00
0100-0000-0-1166-1000-210020-525-00-0000	\$0.00	\$1,161.00	\$1,161.00
0100-7415-0-0000-3700-220000-000-00-0000	\$0.00	\$3,630.00	\$3,630.00
0100-2600-0-0000-3700-220000-000-00-0000	\$0.00	\$5,300.00	\$5,300.00
0100-8150-0-0000-8100-220000-222-00-0000	\$0.00	\$7,571.00	\$7,571.00
0100-8150-0-0000-8100-220000-525-00-0000	\$0.00	\$7,817.00	\$7,817.00
0100-8150-0-0000-8100-220000-323-00-0000	\$0.00	\$8,150.00	\$8,150.00
0100-8150-0-0000-8100-220000-424-00-0000	\$0.00	\$8,203.00	\$8,203.00
0100-2600-0-1110-8200-220000-525-00-0000	\$0.00	\$8,600.00	\$8,600.00
0100-8150-0-0000-8100-220000-120-00-0000	\$0.00	\$66,169.00	\$66,169.00
0100-0000-0-1110-8200-220000-525-00-0000	\$0.00	\$117,467.00	\$117,467.00
0100-0000-0-1110-8200-220000-120-00-0000	\$0.00	\$120,409.00	\$120,409.00
0100-0000-0-1110-8200-220000-323-00-0000	\$0.00	\$159,855.00	\$159,855.00
0100-0000-0-1110-8200-220000-424-00-0000	\$0.00	\$183,420.00	\$183,420.00
0100-0000-0-1110-8200-220000-222-00-0000	\$0.00	\$216,471.00	\$216,471.00
0100-0000-0-1110-8200-220010-222-00-0000	\$0.00	\$1,000.00	\$1,000.00
0100-0000-0-1110-8200-220010-323-00-0000	\$0.00	\$1,000.00	\$1,000.00
0100-0000-0-1110-8200-220010-424-00-0000	\$0.00	\$1,000.00	\$1,000.00
0100-0000-0-1110-8200-220010-525-00-0000	\$0.00	\$1,000.00	\$1,000.00
0100-0000-0-1110-8200-220020-424-00-0000	\$0.00	\$300.00	\$300.00
0100-8150-0-0000-8100-230000-120-00-0000	\$0.00	\$102,378.00	\$102,378.00
0100-0000-0-0000-7200-230000-121-00-0000	\$0.00	\$190,557.00	\$190,557.00
0100-0000-0-1110-1000-350200-222-00-0000	\$0.00	\$984.00	\$984.00
0100-0000-0-1110-1000-350200-424-00-0000	\$0.00	\$1,023.00	\$1,023.00
0100-8150-0-0000-8100-350200-120-00-0000	\$0.00	\$1,044.00	\$1,044.00
0100-0000-0-1110-8200-350200-222-00-0000	\$0.00	\$1,082.00	\$1,082.00
0100-0000-0-1140-2420-350200-121-00-0000	\$0.00	\$1,792.00	\$1,792.00
0100-0000-0-1150-1000-360100-525-00-0000	\$0.00	\$5.00	\$5.00
0100-4203-0-1110-1000-360100-121-31-0305	\$0.00	\$13.08	\$13.08
0100-0000-0-1110-1000-360100-000-00-0000	\$0.00	\$20.00	\$20.00
0100-4035-0-1110-1000-360100-121-00-0000	\$0.00	\$28.35	\$28.35
0100-4510-0-1172-1000-360100-323-00-0000	\$0.00	\$44.00	\$44.00
0100-0000-0-0000-7200-360100-121-00-0000	\$0.00	\$50.00	\$50.00

Pending Budget Revision
Control Number 20240002
Resolution No. I-06-16-2023

Fund: 0100 General Fund

FD---RE---Y-GO---FN---OB-----SI--L1-L2	Revised	Adjustments	Proposed
Expenses			
0100-0312-0-1110-1000-360100-180-00-0000	\$0.00	\$62.27	\$62.27
0100-3010-0-0000-2110-360100-121-31-0307	\$0.00	\$202.00	\$202.00
0100-0000-0-1166-1000-360100-121-00-0000	\$0.00	\$300.00	\$300.00
0100-3327-0-5760-3120-360100-000-00-0000	\$0.00	\$445.00	\$445.00
0100-0332-0-0000-2110-360100-121-31-0307	\$0.00	\$484.93	\$484.93
0100-6500-0-5760-1120-360100-323-00-0000	\$0.00	\$669.00	\$669.00
0100-0332-0-1160-1000-360100-340-31-0202	\$0.00	\$1,114.00	\$1,114.00
0100-6500-0-5760-1110-360100-323-00-0000	\$0.00	\$1,120.00	\$1,120.00
0100-6500-0-5760-1110-360100-222-00-0000	\$0.00	\$1,163.00	\$1,163.00
0100-7422-0-1110-1000-360100-000-00-0000	\$0.00	\$1,385.00	\$1,385.00
0100-3310-0-5760-1120-360100-323-00-0000	\$0.00	\$1,443.00	\$1,443.00
0100-0332-0-1160-1000-360100-540-31-0202	\$0.00	\$1,457.00	\$1,457.00
0100-6500-0-5760-1120-360100-525-00-0000	\$0.00	\$1,457.00	\$1,457.00
0100-0000-0-1110-3140-360100-121-00-0000	\$0.00	\$1,513.00	\$1,513.00
0100-0010-0-1110-2700-360100-525-00-0000	\$0.00	\$1,532.00	\$1,532.00
0100-3010-0-1110-1000-360100-525-55-0302	\$0.00	\$1,541.00	\$1,541.00
0100-0332-0-1160-1000-360100-440-31-0202	\$0.00	\$1,568.00	\$1,568.00
0100-0010-0-1110-2700-360100-323-00-0000	\$0.00	\$1,674.00	\$1,674.00
0100-0010-0-1110-2700-360100-424-00-0000	\$0.00	\$1,674.00	\$1,674.00
0100-6546-0-5760-3120-360100-000-00-0000	\$0.00	\$1,708.00	\$1,708.00
0100-3213-0-1110-1000-360100-000-35-0301	\$0.00	\$1,824.00	\$1,824.00
0100-0010-0-1110-2700-360100-222-00-0000	\$0.00	\$1,829.00	\$1,829.00
0100-0000-0-1110-2700-360100-424-00-0000	\$0.00	\$1,919.00	\$1,919.00
0100-0000-0-1110-2700-360100-222-00-0000	\$0.00	\$1,977.00	\$1,977.00
0100-0000-0-1110-2700-360100-323-00-0000	\$0.00	\$1,977.00	\$1,977.00
0100-0000-0-1110-2700-360100-525-00-0000	\$0.00	\$1,977.00	\$1,977.00
0100-6053-0-1110-1000-360100-000-00-0000	\$0.00	\$2,280.00	\$2,280.00
0100-0332-0-1160-3110-360100-034-31-0202	\$0.00	\$2,314.00	\$2,314.00
0100-6500-0-5760-1120-360100-222-00-0000	\$0.00	\$2,528.00	\$2,528.00
0100-6500-0-5760-1110-360100-424-00-0000	\$0.00	\$2,649.00	\$2,649.00
0100-0000-0-0000-7100-360100-121-00-0000	\$0.00	\$2,881.00	\$2,881.00
0100-0332-0-1110-3110-360100-121-31-0202	\$0.00	\$2,970.00	\$2,970.00
0100-0332-0-1160-1000-360100-240-31-0202	\$0.00	\$2,970.00	\$2,970.00
0100-3216-0-1110-1000-360100-121-37-0103	\$0.00	\$3,047.26	\$3,047.26
0100-0000-0-1110-3120-360100-121-00-0000	\$0.00	\$3,216.00	\$3,216.00
0100-0000-0-0000-2110-360100-121-00-0000	\$0.00	\$5,537.35	\$5,537.35
0100-0000-0-0000-2100-360100-121-00-0000	\$0.00	\$5,645.00	\$5,645.00
0100-0000-0-1110-1000-360100-323-00-0000	\$0.00	\$14,525.00	\$14,525.00
0100-0000-0-1110-1000-360100-525-00-0000	\$0.00	\$21,148.00	\$21,148.00
0100-0000-0-1110-1000-360100-424-00-0000	\$0.00	\$33,094.00	\$33,094.00
0100-0000-0-1110-1000-360100-222-00-0000	\$0.00	\$48,037.00	\$48,037.00
0100-0000-0-1110-1000-360200-340-31-0306	\$0.00	\$5.00	\$5.00
0100-0000-0-1110-1000-360200-440-00-0000	\$0.00	\$10.00	\$10.00
0100-0000-0-1140-2420-360200-440-00-0000	\$0.00	\$10.00	\$10.00

Pending Budget Revision
Control Number 20240002

Resolution No. I-06-16-2023

Fund: 0100 General Fund

FD---RE---Y-GO---FN---OB-----SI--L1-L2	Revised	Adjustments	Proposed
Expenses			
0100-0000-0-1160-1000-360200-440-00-0000	\$0.00	\$10.00	\$10.00
0100-0000-0-1166-1000-360200-121-00-0000	\$0.00	\$10.00	\$10.00
0100-0000-0-1166-1000-360200-222-00-0000	\$0.00	\$10.00	\$10.00
0100-0000-0-1140-2420-230000-121-00-0000	\$0.00	\$231,695.00	\$231,695.00
0100-7415-0-0000-2110-240000-121-00-0000	\$0.00	\$1,100.00	\$1,100.00
0100-7415-0-8100-5900-240000-520-00-0000	\$0.00	\$2,475.00	\$2,475.00
0100-7415-0-1110-2700-240000-424-00-0000	\$0.00	\$3,300.00	\$3,300.00
0100-7415-0-1110-2700-240000-525-00-0000	\$0.00	\$4,411.00	\$4,411.00
0100-7415-0-0000-3700-240000-000-00-0000	\$0.00	\$4,922.50	\$4,922.50
0100-7415-0-1110-2700-240000-323-00-0000	\$0.00	\$5,280.00	\$5,280.00
0100-8150-0-0000-8100-240000-120-00-0000	\$0.00	\$40,118.00	\$40,118.00
0100-6500-0-5760-2700-240000-121-00-0000	\$0.00	\$44,491.00	\$44,491.00
0100-0000-0-0000-7100-240000-121-00-0000	\$0.00	\$53,243.00	\$53,243.00
0100-0000-0-0000-7490-240000-121-00-0000	\$0.00	\$53,243.00	\$53,243.00
0100-0000-0-1110-2700-240000-323-00-0000	\$0.00	\$88,124.00	\$88,124.00
0100-0000-0-1110-2700-240000-525-00-0000	\$0.00	\$96,773.00	\$96,773.00
0100-0000-0-0000-2110-240000-121-00-0000	\$0.00	\$127,962.00	\$127,962.00
0100-0000-0-1110-2700-240000-424-00-0000	\$0.00	\$130,021.00	\$130,021.00
0100-0000-0-1110-2700-240000-222-00-0000	\$0.00	\$138,298.00	\$138,298.00
0100-0000-0-0000-7200-240000-121-00-0000	\$0.00	\$196,502.00	\$196,502.00
0100-7415-0-1110-2420-290000-323-00-0000	\$0.00	\$2,200.00	\$2,200.00
0100-7415-0-1110-2420-290000-525-00-0000	\$0.00	\$2,475.00	\$2,475.00
0100-2600-0-1110-3140-290000-121-00-0000	\$0.00	\$2,934.00	\$2,934.00
0100-7415-0-1110-3140-290000-121-00-0000	\$0.00	\$4,070.00	\$4,070.00
0100-0000-0-1110-2420-290000-424-00-0000	\$0.00	\$39,921.00	\$39,921.00
0100-0000-0-1110-2420-290000-323-00-0000	\$0.00	\$43,934.00	\$43,934.00
0100-0000-0-1110-2420-290000-222-00-0000	\$0.00	\$44,935.00	\$44,935.00
0100-0000-0-1110-2420-290000-525-00-0000	\$0.00	\$45,155.00	\$45,155.00
0100-0000-0-1140-1000-290000-109-00-0000	\$0.00	\$57,308.00	\$57,308.00
0100-0000-0-0000-8200-290000-121-00-0000	\$0.00	\$64,843.00	\$64,843.00
0100-0000-0-1140-1000-290000-119-00-0000	\$0.00	\$99,978.00	\$99,978.00
0100-0000-0-1140-2420-290000-121-00-0000	\$0.00	\$126,884.00	\$126,884.00
0100-0000-0-1110-3140-290000-121-00-0000	\$0.00	\$208,172.00	\$208,172.00
0100-7415-0-1110-1000-290050-323-00-0000	\$0.00	\$1,526.18	\$1,526.18
0100-7415-0-1110-1000-290050-525-00-0000	\$0.00	\$3,063.01	\$3,063.01
0100-7415-0-1110-1000-290050-424-00-0000	\$0.00	\$4,909.93	\$4,909.93
0100-3219-0-1110-1000-290050-222-00-0000	\$0.00	\$23,885.00	\$23,885.00
0100-3219-0-1110-1000-290050-323-00-0000	\$0.00	\$23,885.00	\$23,885.00
0100-3219-0-1110-1000-290050-424-00-0000	\$0.00	\$23,885.00	\$23,885.00
0100-3219-0-1110-1000-290050-525-00-0000	\$0.00	\$23,885.00	\$23,885.00
0100-0000-0-1110-1000-290050-323-00-0000	\$0.00	\$37,382.00	\$37,382.00
0100-0000-0-1110-1000-290050-525-00-0000	\$0.00	\$113,754.00	\$113,754.00
0100-0000-0-1110-1000-290050-222-00-0000	\$0.00	\$196,865.00	\$196,865.00
0100-0000-0-1110-1000-290050-424-00-0000	\$0.00	\$204,601.00	\$204,601.00

Resolution No. I-06-16-2023

Fund: 0100 General Fund

FD---RE---Y-GO---FN---OB-----SI--L1-L2	Revised	Adjustments	Proposed
Expenses			
0100-0000-0-1150-1000-310100-525-00-0000	\$0.00	\$50.00	\$50.00
0100-0000-0-1150-1000-310100-222-00-0000	\$0.00	\$100.00	\$100.00
0100-4203-0-1110-1000-310100-121-31-0305	\$0.00	\$100.29	\$100.29
0100-4035-0-1110-1000-310100-121-00-0000	\$0.00	\$183.85	\$183.85
0100-4510-0-1172-1000-310100-323-00-0000	\$0.00	\$769.00	\$769.00
0100-0312-0-1110-1000-310100-180-00-0000	\$0.00	\$953.57	\$953.57
0100-0000-0-1166-1000-310100-121-00-0000	\$0.00	\$2,000.00	\$2,000.00
0100-3327-0-5760-3120-310100-000-00-0000	\$0.00	\$3,718.00	\$3,718.00
0100-3010-0-0000-2110-310100-121-31-0307	\$0.00	\$4,795.00	\$4,795.00
0100-6500-0-5760-1120-310100-323-00-0000	\$0.00	\$10,265.00	\$10,265.00
0100-7422-0-1110-1000-310100-000-00-0000	\$0.00	\$11,605.00	\$11,605.00
0100-3310-0-5760-1120-310100-323-00-0000	\$0.00	\$12,089.00	\$12,089.00
0100-6546-0-5760-3120-310100-000-00-0000	\$0.00	\$14,305.00	\$14,305.00
0100-6266-0-1110-1000-310100-121-36-0201	\$0.00	\$15,280.00	\$15,280.00
0100-3213-0-1110-1000-310100-000-35-0301	\$0.00	\$15,280.00	\$15,280.00
0100-0332-0-1160-1000-310100-340-31-0202	\$0.00	\$17,075.00	\$17,075.00
0100-6500-0-5760-1110-310100-323-00-0000	\$0.00	\$17,160.00	\$17,160.00
0100-6500-0-5760-1110-310100-222-00-0000	\$0.00	\$17,825.00	\$17,825.00
0100-6053-0-1110-1000-310100-000-00-0000	\$0.00	\$19,100.00	\$19,100.00
0100-6500-0-5760-1110-310100-525-00-0000	\$0.00	\$20,299.00	\$20,299.00
0100-6500-0-5760-1120-310100-525-00-0000	\$0.00	\$22,329.00	\$22,329.00
0100-0000-0-1166-1000-360200-323-00-0000	\$0.00	\$10.00	\$10.00
0100-0000-0-1110-3140-310100-121-00-0000	\$0.00	\$23,183.00	\$23,183.00
0100-0010-0-1110-2700-310100-525-00-0000	\$0.00	\$23,479.00	\$23,479.00
0100-0332-0-1160-1000-310100-440-31-0202	\$0.00	\$24,031.00	\$24,031.00
0100-3216-0-1110-1000-310100-121-37-0103	\$0.00	\$25,527.47	\$25,527.47
0100-0010-0-1110-2700-310100-323-00-0000	\$0.00	\$25,657.00	\$25,657.00
0100-0010-0-1110-2700-310100-424-00-0000	\$0.00	\$25,657.00	\$25,657.00
0100-0010-0-1110-2700-310100-222-00-0000	\$0.00	\$28,036.00	\$28,036.00
0100-0000-0-1110-2700-310100-424-00-0000	\$0.00	\$29,411.00	\$29,411.00
0100-0000-0-1110-2700-310100-222-00-0000	\$0.00	\$30,294.00	\$30,294.00
0100-0000-0-1110-2700-310100-323-00-0000	\$0.00	\$30,294.00	\$30,294.00
0100-0000-0-1110-2700-310100-525-00-0000	\$0.00	\$30,294.00	\$30,294.00
0100-3010-0-1110-1000-310100-525-55-0302	\$0.00	\$32,559.00	\$32,559.00
0100-6500-0-5760-1120-310100-222-00-0000	\$0.00	\$38,750.00	\$38,750.00
0100-6500-0-5760-1110-310100-424-00-0000	\$0.00	\$40,596.00	\$40,596.00
0100-0000-0-0000-7100-310100-121-00-0000	\$0.00	\$44,150.00	\$44,150.00
0100-0332-0-1110-3110-310100-121-31-0202	\$0.00	\$45,512.00	\$45,512.00
0100-0332-0-1160-1000-310100-240-31-0202	\$0.00	\$45,512.00	\$45,512.00
0100-0000-0-1110-3120-310100-121-00-0000	\$0.00	\$49,281.00	\$49,281.00
0100-0000-0-0000-2110-310100-121-00-0000	\$0.00	\$86,507.00	\$86,507.00
0100-0000-0-1110-1000-310100-323-00-0000	\$0.00	\$222,599.00	\$222,599.00
0100-0000-0-1110-1000-310100-525-00-0000	\$0.00	\$324,107.00	\$324,107.00
0100-0000-0-1110-1000-310100-424-00-0000	\$0.00	\$507,171.00	\$507,171.00

Pending Budget Revision
Control Number 20240002

Resolution No. I-06-16-2023

Fund: 0100 General Fund

FD---RE---Y-GO---FN---OB-----SI--L1-L2	Revised	Adjustments	Proposed
Expenses			
0100-0000-0-1110-1000-310100-222-00-0000	\$0.00	\$716,961.00	\$716,961.00
0100-7690-0-1110-3120-310120-000-00-0000	\$0.00	\$6,890.00	\$6,890.00
0100-7690-0-1110-3110-310120-000-00-0000	\$0.00	\$11,581.00	\$11,581.00
0100-7690-0-0000-7100-310120-000-00-0000	\$0.00	\$13,115.00	\$13,115.00
0100-7690-0-1110-3140-310120-000-00-0000	\$0.00	\$15,066.00	\$15,066.00
0100-7690-0-5760-3120-310120-000-00-0000	\$0.00	\$18,273.00	\$18,273.00
0100-7690-0-0000-2110-310120-000-00-0000	\$0.00	\$30,958.00	\$30,958.00
0100-7690-0-5760-1110-310120-000-00-0000	\$0.00	\$32,938.00	\$32,938.00
0100-7690-0-5760-1120-310120-000-00-0000	\$0.00	\$67,898.00	\$67,898.00
0100-7690-0-1110-2700-310120-000-00-0000	\$0.00	\$74,430.00	\$74,430.00
0100-7690-0-1110-1000-310120-000-00-0000	\$0.00	\$1,125,774.00	\$1,125,774.00
0100-0000-0-1110-1000-310200-222-00-0000	\$0.00	\$100.00	\$100.00
0100-0000-0-1110-1000-320100-424-00-0000	\$0.00	\$25.00	\$25.00
0100-0000-0-1110-1000-320100-525-00-0000	\$0.00	\$25.00	\$25.00
0100-0332-0-1160-1000-320100-540-31-0202	\$0.00	\$25,659.00	\$25,659.00
0100-0000-0-1166-1000-320200-121-00-0000	\$0.00	\$102.00	\$102.00
0100-0000-0-1166-1000-320200-222-00-0000	\$0.00	\$102.00	\$102.00
0100-6266-0-1110-1000-320200-121-36-0501	\$0.00	\$127.00	\$127.00
0100-0000-0-1166-1000-320200-323-00-0000	\$0.00	\$203.00	\$203.00
0100-0000-0-1166-1000-320200-525-00-0000	\$0.00	\$203.00	\$203.00
0100-0332-0-1160-1000-320200-440-23-0000	\$0.00	\$589.00	\$589.00
0100-2600-0-1110-3140-320200-121-00-0000	\$0.00	\$783.00	\$783.00
0100-6500-0-5760-1110-320200-424-00-0000	\$0.00	\$1,381.00	\$1,381.00
0100-0332-0-1160-1000-320200-240-23-0000	\$0.00	\$1,701.00	\$1,701.00
0100-8150-0-0000-8100-320200-222-00-0000	\$0.00	\$1,920.00	\$1,920.00
0100-8150-0-0000-8100-320200-525-00-0000	\$0.00	\$1,983.00	\$1,983.00
0100-8150-0-0000-8100-320200-323-00-0000	\$0.00	\$2,068.00	\$2,068.00
0100-8150-0-0000-8100-320200-424-00-0000	\$0.00	\$2,081.00	\$2,081.00
0100-2600-0-1110-8200-320200-525-00-0000	\$0.00	\$2,300.00	\$2,300.00
0100-0332-0-1160-1000-320200-540-23-0000	\$0.00	\$2,696.00	\$2,696.00
0100-6500-0-5760-1120-320200-323-00-0000	\$0.00	\$4,649.00	\$4,649.00
0100-0332-0-1110-1000-320200-440-31-0306	\$0.00	\$5,600.00	\$5,600.00
0100-3219-0-1110-1000-320200-222-00-0000	\$0.00	\$6,373.00	\$6,373.00
0100-3219-0-1110-1000-320200-323-00-0000	\$0.00	\$6,373.00	\$6,373.00
0100-3219-0-1110-1000-320200-424-00-0000	\$0.00	\$6,373.00	\$6,373.00
0100-3219-0-1110-1000-320200-525-00-0000	\$0.00	\$6,373.00	\$6,373.00
0100-7426-0-1110-1000-320200-000-00-0000	\$0.00	\$8,004.00	\$8,004.00
0100-0000-0-1110-1000-320200-323-00-0000	\$0.00	\$9,608.00	\$9,608.00
0100-6500-0-5760-1120-320200-424-00-0000	\$0.00	\$10,050.00	\$10,050.00
0100-0000-0-1110-2420-320200-424-00-0000	\$0.00	\$10,261.00	\$10,261.00
0100-6500-0-5760-1110-320200-323-00-0000	\$0.00	\$10,966.00	\$10,966.00
0100-0000-0-1166-1000-360200-424-00-0000	\$0.00	\$10.00	\$10.00
0100-0000-0-1166-1000-360200-525-00-0000	\$0.00	\$10.00	\$10.00
0100-0000-0-5760-1110-360200-222-00-0000	\$0.00	\$10.00	\$10.00

Pending Budget Revision
Control Number 20240002

Resolution No. I-06-16-2023

Fund: 0100 General Fund

FD---RE---Y-GO---FN---OB-----SI--L1-L2	Revised	Adjustments	Proposed
Expenses			
0100-0000-0-5760-1110-360200-424-00-0000	\$0.00	\$10.00	\$10.00
0100-6266-0-1110-1000-360200-121-36-0501	\$0.00	\$11.00	\$11.00
0100-0000-0-1110-1000-360200-540-31-0306	\$0.00	\$20.00	\$20.00
0100-0000-0-5760-1120-360200-525-00-0000	\$0.00	\$20.00	\$20.00
0100-0000-0-5760-1120-360200-424-00-0000	\$0.00	\$25.00	\$25.00
0100-0000-0-8100-5900-360200-520-00-0000	\$0.00	\$40.00	\$40.00
0100-0000-0-5760-1110-360200-525-00-0000	\$0.00	\$50.00	\$50.00
0100-0000-0-1110-1000-360200-340-00-0000	\$0.00	\$60.00	\$60.00
0100-6500-0-5760-1110-360200-424-00-0000	\$0.00	\$65.00	\$65.00
0100-8150-0-0000-8100-360200-222-00-0000	\$0.00	\$94.00	\$94.00
0100-8150-0-0000-8100-360200-525-00-0000	\$0.00	\$97.00	\$97.00
0100-2600-0-1110-3140-360200-121-00-0000	\$0.00	\$100.00	\$100.00
0100-0332-0-1160-1000-360200-440-31-0306	\$0.00	\$101.00	\$101.00
0100-8150-0-0000-8100-360200-323-00-0000	\$0.00	\$102.00	\$102.00
0100-8150-0-0000-8100-360200-424-00-0000	\$0.00	\$102.00	\$102.00
0100-0000-0-1110-1000-360200-540-00-0000	\$0.00	\$200.00	\$200.00
0100-2600-0-1110-8200-360200-525-00-0000	\$0.00	\$200.00	\$200.00
0100-6500-0-5760-1120-360200-323-00-0000	\$0.00	\$217.00	\$217.00
0100-3219-0-1110-1000-360200-222-00-0000	\$0.00	\$298.00	\$298.00
0100-3219-0-1110-1000-360200-323-00-0000	\$0.00	\$298.00	\$298.00
0100-3219-0-1110-1000-360200-424-00-0000	\$0.00	\$298.00	\$298.00
0100-3219-0-1110-1000-360200-525-00-0000	\$0.00	\$298.00	\$298.00
0100-0000-0-1110-1000-360200-323-00-0000	\$0.00	\$466.00	\$466.00
0100-6500-0-5760-1120-360200-424-00-0000	\$0.00	\$469.00	\$469.00
0100-0000-0-1110-2420-360200-424-00-0000	\$0.00	\$498.00	\$498.00
0100-6500-0-5760-1110-360200-323-00-0000	\$0.00	\$512.00	\$512.00
0100-6500-0-5760-1110-360200-222-00-0000	\$0.00	\$525.00	\$525.00
0100-0000-0-1110-2420-360200-323-00-0000	\$0.00	\$548.00	\$548.00
0100-6500-0-5760-2700-360200-121-00-0000	\$0.00	\$554.49	\$554.49
0100-0000-0-1110-2420-360200-222-00-0000	\$0.00	\$560.00	\$560.00
0100-0000-0-1110-2420-360200-525-00-0000	\$0.00	\$563.00	\$563.00
0100-3010-0-1110-1000-360200-525-55-0303	\$0.00	\$580.00	\$580.00
0100-6500-0-5760-1120-360200-525-00-0000	\$0.00	\$600.00	\$600.00
0100-6500-0-5760-1110-360200-525-00-0000	\$0.00	\$640.50	\$640.50
0100-0000-0-0000-7100-360200-121-00-0000	\$0.00	\$664.00	\$664.00
0100-0000-0-0000-7490-360200-121-00-0000	\$0.00	\$664.00	\$664.00
0100-7426-0-1110-1000-360200-000-00-0000	\$0.00	\$684.00	\$684.00
0100-0000-0-1140-1000-360200-109-00-0000	\$0.00	\$714.00	\$714.00
0100-0000-0-0000-8200-360200-121-00-0000	\$0.00	\$808.00	\$808.00
0100-3213-0-1110-1000-360200-000-35-0301	\$0.00	\$1,049.00	\$1,049.00
0100-0000-0-1110-2700-360200-323-00-0000	\$0.00	\$1,098.00	\$1,098.00
0100-0000-0-1110-2700-360200-525-00-0000	\$0.00	\$1,206.00	\$1,206.00
0100-0000-0-1140-1000-360200-119-00-0000	\$0.00	\$1,246.00	\$1,246.00
0100-0000-0-1110-1000-360200-525-00-0000	\$0.00	\$1,418.00	\$1,418.00

Resolution No. 1-06-16-2023

Fund: 0100 General Fund

FD---RE---Y-GO---FN---OB-----SI--L1-L2	Revised	Adjustments	Proposed
Expenses			
0100-0000-0-1110-8200-360200-525-00-0000	\$0.00	\$1,464.00	\$1,464.00
0100-0000-0-1110-8200-360200-120-00-0000	\$0.00	\$1,500.00	\$1,500.00
0100-0000-0-0000-2110-360200-121-00-0000	\$0.00	\$1,595.00	\$1,595.00
0100-0000-0-1110-2700-360200-424-00-0000	\$0.00	\$1,620.00	\$1,620.00
0100-0000-0-1110-2700-360200-222-00-0000	\$0.00	\$1,724.00	\$1,724.00
0100-0332-0-1110-1000-360200-340-31-0306	\$0.00	\$1,728.00	\$1,728.00
0100-0332-0-1110-1000-360200-240-31-0306	\$0.00	\$1,858.00	\$1,858.00
0100-0000-0-1110-8200-360200-323-00-0000	\$0.00	\$1,992.00	\$1,992.00
0100-0332-0-1110-1000-360200-440-31-0306	\$0.00	\$2,098.00	\$2,098.00
0100-0332-0-1160-1000-360200-240-31-0306	\$0.00	\$2,216.00	\$2,216.00
0100-0000-0-1110-8200-360200-424-00-0000	\$0.00	\$2,286.00	\$2,286.00
0100-0000-0-0000-7200-360200-121-00-0000	\$0.00	\$2,449.00	\$2,449.00
0100-0000-0-1110-1000-360200-222-00-0000	\$0.00	\$2,454.00	\$2,454.00
0100-0000-0-1110-1000-360200-424-00-0000	\$0.00	\$2,550.00	\$2,550.00
0100-0000-0-1110-3140-360200-121-00-0000	\$0.00	\$2,565.00	\$2,565.00
0100-0332-0-1110-1000-360200-540-31-0306	\$0.00	\$2,578.00	\$2,578.00
0100-6500-0-5760-1110-330200-222-00-0000	\$0.00	\$3,220.00	\$3,220.00
0100-0000-0-1110-2420-330200-323-00-0000	\$0.00	\$3,361.00	\$3,361.00
0100-6500-0-5760-2700-330200-121-00-0000	\$0.00	\$3,403.56	\$3,403.56
0100-0000-0-1110-2420-330200-222-00-0000	\$0.00	\$3,438.00	\$3,438.00
0100-0000-0-1110-2420-330200-525-00-0000	\$0.00	\$3,454.00	\$3,454.00
0100-8150-0-0000-8100-360200-120-00-0000	\$0.00	\$2,601.00	\$2,601.00
0100-0000-0-1110-8200-360200-222-00-0000	\$0.00	\$2,698.00	\$2,698.00
0100-0000-0-1140-2420-360200-121-00-0000	\$0.00	\$4,469.00	\$4,469.00
0100-0000-0-0000-7100-370100-122-00-0000	\$0.00	\$46,350.00	\$46,350.00
0100-0000-0-1110-1000-370100-122-00-0000	\$0.00	\$356,774.00	\$356,774.00
0100-0000-0-0000-7490-370200-122-00-0000	\$0.00	\$39,883.00	\$39,883.00
0100-1100-0-1110-1000-410000-121-31-0101	\$0.00	\$40,006.16	\$40,006.16
0100-6300-0-1110-1000-410000-121-31-0101	\$0.00	\$45,607.07	\$45,607.07
0100-7210-0-1110-1000-420000-323-00-0000	\$0.00	\$500.00	\$500.00
0100-0000-0-0000-2110-430000-121-31-0301	\$0.00	\$200.00	\$200.00
0100-0000-0-1110-1000-430000-121-00-0000	\$0.00	\$300.00	\$300.00
0100-0000-0-1110-3110-430000-121-00-0000	\$0.00	\$300.00	\$300.00
0100-0000-0-1110-3120-430000-121-00-0000	\$0.00	\$300.00	\$300.00
0100-0000-0-1110-3140-430000-222-00-0000	\$0.00	\$300.00	\$300.00
0100-0000-0-1110-3140-430000-323-00-0000	\$0.00	\$300.00	\$300.00
0100-0000-0-1110-3140-430000-424-00-0000	\$0.00	\$300.00	\$300.00
0100-0000-0-1110-3140-430000-525-00-0000	\$0.00	\$300.00	\$300.00
0100-0000-0-0000-2100-430000-121-00-0000	\$0.00	\$500.00	\$500.00
0100-0332-0-1110-1000-430000-121-31-0304	\$0.00	\$500.00	\$500.00
0100-0000-0-0000-8200-430000-121-00-0000	\$0.00	\$500.00	\$500.00
0100-1100-0-1110-2700-430000-424-00-0000	\$0.00	\$500.00	\$500.00
0100-0000-0-1110-3140-430000-121-00-0000	\$0.00	\$600.00	\$600.00
0100-0000-0-1140-1000-430000-121-00-0000	\$0.00	\$1,000.00	\$1,000.00

Pending Budget Revision
Control Number 20240002
 Resolution No. I-06-16-2023

Fund: 0100 General Fund

FD---RE---Y-GO---FN---OB-----SI--L1-L2	Revised	Adjustments	Proposed
Expenses			
0100-0315-0-1110-1000-430000-121-00-0000	\$0.00	\$1,000.00	\$1,000.00
0100-0000-0-1110-2495-430000-222-31-0201	\$0.00	\$1,500.00	\$1,500.00
0100-0000-0-1110-2495-430000-323-31-0201	\$0.00	\$1,500.00	\$1,500.00
0100-0000-0-1110-2495-430000-424-31-0201	\$0.00	\$1,500.00	\$1,500.00
0100-0000-0-1110-2495-430000-525-31-0201	\$0.00	\$1,500.00	\$1,500.00
0100-3010-0-1110-1000-430000-127-31-0308	\$0.00	\$1,500.00	\$1,500.00
0100-8150-0-0000-8100-430000-121-00-0000	\$0.00	\$1,500.00	\$1,500.00
0100-1100-0-1110-2700-430000-525-00-0000	\$0.00	\$1,500.00	\$1,500.00
0100-5634-0-1110-1000-430000-127-00-0000	\$0.00	\$1,549.00	\$1,549.00
0100-8150-0-0000-8100-430000-323-00-0000	\$0.00	\$1,600.00	\$1,600.00
0100-0000-0-0000-7490-430000-121-00-0000	\$0.00	\$2,000.00	\$2,000.00
0100-1100-0-1110-2700-430000-222-00-0000	\$0.00	\$3,000.00	\$3,000.00
0100-0097-0-0000-7600-430000-107-00-0000	\$0.00	\$4,000.00	\$4,000.00
0100-0000-0-1110-1000-430000-231-00-0000	\$0.00	\$4,000.00	\$4,000.00
0100-0000-0-1110-1000-430000-331-00-0000	\$0.00	\$4,000.00	\$4,000.00
0100-0000-0-1110-1000-430000-431-00-0000	\$0.00	\$4,000.00	\$4,000.00
0100-0000-0-1110-1000-430000-531-00-0000	\$0.00	\$4,000.00	\$4,000.00
0100-6500-0-5760-1110-430000-000-00-0000	\$0.00	\$4,000.00	\$4,000.00
0100-6266-0-0000-7410-430000-121-36-0201	\$0.00	\$4,166.00	\$4,166.00
0100-6266-0-0000-7410-430000-121-36-0204	\$0.00	\$4,166.00	\$4,166.00
0100-6266-0-0000-7410-430000-121-36-0206	\$0.00	\$4,166.00	\$4,166.00
0100-6266-0-0000-7410-430000-121-36-0207	\$0.00	\$4,166.00	\$4,166.00
0100-6266-0-0000-7410-430000-121-36-0208	\$0.00	\$4,166.00	\$4,166.00
0100-6266-0-0000-7410-430000-121-36-0501	\$0.00	\$4,166.00	\$4,166.00
0100-1100-0-1110-1000-430000-323-00-0000	\$0.00	\$4,600.00	\$4,600.00
0100-0000-0-0000-2110-430000-121-00-0000	\$0.00	\$5,000.00	\$5,000.00
0100-1100-0-1110-1000-430000-525-00-0000	\$0.00	\$5,000.00	\$5,000.00
0100-1100-0-1110-1000-430000-222-00-0000	\$0.00	\$10,000.00	\$10,000.00
0100-0000-0-1110-8200-430000-120-00-0000	\$0.00	\$11,700.00	\$11,700.00
0100-0000-0-1110-1000-430000-121-31-0303	\$0.00	\$15,000.00	\$15,000.00
0100-7210-0-1110-1000-430000-323-00-0000	\$0.00	\$15,000.00	\$15,000.00
0100-0000-0-0000-7100-430000-121-00-0000	\$0.00	\$16,000.00	\$16,000.00
0100-1100-0-1110-1000-430000-424-00-0000	\$0.00	\$20,000.00	\$20,000.00
0100-0000-0-0000-7200-430000-121-00-0000	\$0.00	\$20,000.00	\$20,000.00
0100-6266-0-1110-1000-430000-000-00-0000	\$0.00	\$25,000.00	\$25,000.00
0100-6053-0-1110-1000-430000-000-00-0000	\$0.00	\$51,514.00	\$51,514.00
0100-3218-0-1110-1000-430000-121-37-0000	\$0.00	\$55,343.00	\$55,343.00
0100-0050-0-0000-7700-430000-121-00-0000	\$0.00	\$85,000.00	\$85,000.00
0100-3214-0-1110-1000-430000-121-35-0202	\$0.00	\$176,258.75	\$176,258.75
0100-0000-0-1110-2420-320200-323-00-0000	\$0.00	\$11,292.00	\$11,292.00
0100-3213-0-1110-1000-430000-121-35-0303	\$0.00	\$586,515.00	\$586,515.00
0100-6500-0-5760-1110-320200-222-00-0000	\$0.00	\$11,451.00	\$11,451.00
0100-0000-0-1110-2420-320200-222-00-0000	\$0.00	\$11,549.00	\$11,549.00
0100-0000-0-1110-2420-320200-525-00-0000	\$0.00	\$11,606.00	\$11,606.00

Pending Budget Revision
Control Number 20240002
Resolution No. I-06-16-2023

Fund: 0100 General Fund

FD---RE---Y-GO---FN---OB-----SI--L1-L2	Revised	Adjustments	Proposed
Expenses			
0100-3213-0-1110-1000-320200-000-00-0000	\$0.00	\$11,670.00	\$11,670.00
0100-3010-0-1110-1000-320200-525-55-0303	\$0.00	\$11,802.00	\$11,802.00
0100-6500-0-5760-2700-320200-121-00-0000	\$0.00	\$11,870.00	\$11,870.00
0100-6500-0-5760-1120-320200-525-00-0000	\$0.00	\$12,833.00	\$12,833.00
0100-6500-0-5760-1110-320200-525-00-0000	\$0.00	\$13,053.85	\$13,053.85
0100-0000-0-0000-7100-320200-121-00-0000	\$0.00	\$13,685.00	\$13,685.00
0100-0000-0-0000-7490-320200-121-00-0000	\$0.00	\$13,685.00	\$13,685.00
0100-0000-0-1140-1000-320200-109-00-0000	\$0.00	\$14,729.00	\$14,729.00
0100-0000-0-0000-8200-320200-121-00-0000	\$0.00	\$16,667.00	\$16,667.00
0100-0000-0-1110-2700-320200-323-00-0000	\$0.00	\$22,650.00	\$22,650.00
0100-0000-0-1110-2700-320200-525-00-0000	\$0.00	\$24,873.00	\$24,873.00
0100-0000-0-1140-1000-320200-119-00-0000	\$0.00	\$25,696.00	\$25,696.00
0100-0000-0-1110-1000-320200-525-00-0000	\$0.00	\$29,380.00	\$29,380.00
0100-0000-0-1110-8200-320200-525-00-0000	\$0.00	\$30,191.00	\$30,191.00
0100-0000-0-1110-8200-320200-120-00-0000	\$0.00	\$30,948.00	\$30,948.00
0100-0000-0-0000-2110-320200-121-00-0000	\$0.00	\$32,890.00	\$32,890.00
0100-0000-0-1110-2700-320200-424-00-0000	\$0.00	\$33,418.00	\$33,418.00
0100-0000-0-1110-2700-320200-222-00-0000	\$0.00	\$35,545.00	\$35,545.00
0100-0332-0-1110-1000-320200-340-31-0306	\$0.00	\$35,644.00	\$35,644.00
0100-0332-0-1110-1000-320200-240-31-0306	\$0.00	\$38,318.00	\$38,318.00
0100-0000-0-1110-8200-320200-323-00-0000	\$0.00	\$41,086.00	\$41,086.00
0100-0332-0-1110-1000-320200-540-31-0306	\$0.00	\$45,698.00	\$45,698.00
0100-0000-0-1110-8200-320200-424-00-0000	\$0.00	\$47,144.00	\$47,144.00
0100-0000-0-1110-1000-320200-222-00-0000	\$0.00	\$50,599.00	\$50,599.00
0100-0000-0-1110-1000-320200-424-00-0000	\$0.00	\$52,587.00	\$52,587.00
0100-0000-0-1110-3140-320200-121-00-0000	\$0.00	\$52,894.00	\$52,894.00
0100-8150-0-0000-8100-320200-120-00-0000	\$0.00	\$52,938.00	\$52,938.00
0100-0000-0-1110-8200-320200-222-00-0000	\$0.00	\$55,638.00	\$55,638.00
0100-0000-0-1140-2420-320200-121-00-0000	\$0.00	\$91,179.00	\$91,179.00
0100-0000-0-0000-7200-320200-121-00-0000	\$0.00	\$99,485.00	\$99,485.00
0100-0000-0-1150-1000-330100-525-00-0000	\$0.00	\$10.00	\$10.00
0100-4510-0-1172-1000-330100-323-00-0000	\$0.00	\$22.00	\$22.00
0100-4203-0-1110-1000-330100-121-31-0305	\$0.00	\$47.79	\$47.79
0100-0000-0-1110-1000-330100-000-00-0000	\$0.00	\$50.00	\$50.00
0100-0312-0-1110-1000-330100-180-00-0000	\$0.00	\$71.79	\$71.79
0100-4035-0-1110-1000-330100-121-00-0000	\$0.00	\$103.55	\$103.55
0100-0000-0-1166-1000-330100-121-00-0000	\$0.00	\$200.00	\$200.00
0100-3010-0-0000-2110-330100-121-31-0307	\$0.00	\$236.00	\$236.00
0100-6500-0-5760-1120-330100-323-00-0000	\$0.00	\$779.00	\$779.00
0100-0332-0-1160-1000-330100-340-31-0202	\$0.00	\$1,296.00	\$1,296.00
0100-6500-0-5760-1110-330100-323-00-0000	\$0.00	\$1,303.00	\$1,303.00
0100-6500-0-5760-1110-330100-222-00-0000	\$0.00	\$1,353.00	\$1,353.00
0100-3327-0-5760-3120-330100-000-00-0000	\$0.00	\$1,489.00	\$1,489.00
0100-0332-0-1160-1000-330100-540-31-0202	\$0.00	\$1,695.00	\$1,695.00

Pending Budget Revision
Control Number 20240002
Resolution No. I-06-16-2023

Fund: 0100 General Fund

FD---RE---Y-GO---FN---OB-----SI--L1-L2	Revised	Adjustments	Proposed
Expenses			
0100-6500-0-5760-1120-330100-525-00-0000	\$0.00	\$1,695.00	\$1,695.00
0100-0000-0-1110-3140-330100-121-00-0000	\$0.00	\$1,759.00	\$1,759.00
0100-0010-0-1110-2700-330100-525-00-0000	\$0.00	\$1,783.00	\$1,783.00
0100-3010-0-1110-1000-330100-525-55-0302	\$0.00	\$1,793.00	\$1,793.00
0100-0332-0-1160-1000-330100-440-31-0202	\$0.00	\$1,824.00	\$1,824.00
0100-0010-0-1110-2700-330100-323-00-0000	\$0.00	\$1,948.00	\$1,948.00
0100-0010-0-1110-2700-330100-424-00-0000	\$0.00	\$1,948.00	\$1,948.00
0100-0010-0-1110-2700-330100-222-00-0000	\$0.00	\$2,128.00	\$2,128.00
0100-0000-0-1110-2700-330100-424-00-0000	\$0.00	\$2,233.00	\$2,233.00
0100-0000-0-1110-2700-330100-222-00-0000	\$0.00	\$2,300.00	\$2,300.00
0100-0000-0-1110-2700-330100-323-00-0000	\$0.00	\$2,300.00	\$2,300.00
0100-0000-0-1110-2700-330100-525-00-0000	\$0.00	\$2,300.00	\$2,300.00
0100-6500-0-5760-1110-330100-525-00-0000	\$0.00	\$2,398.00	\$2,398.00
0100-6500-0-5760-1120-330100-222-00-0000	\$0.00	\$2,942.00	\$2,942.00
0100-6500-0-5760-1110-330100-424-00-0000	\$0.00	\$3,082.00	\$3,082.00
0100-0000-0-0000-7100-330100-121-00-0000	\$0.00	\$3,301.00	\$3,301.00
0100-1100-0-1156-1000-430001-323-00-0000	\$0.00	\$250.00	\$250.00
0100-1100-0-1156-1000-430001-525-00-0000	\$0.00	\$250.00	\$250.00
0100-1100-0-1160-1000-430001-323-00-0000	\$0.00	\$500.00	\$500.00
0100-1100-0-1160-1000-430001-424-00-0000	\$0.00	\$500.00	\$500.00
0100-1100-0-1160-1000-430001-525-00-0000	\$0.00	\$500.00	\$500.00
0100-1100-0-1156-1000-430001-424-00-0000	\$0.00	\$500.00	\$500.00
0100-1100-0-1133-1000-430001-323-00-0000	\$0.00	\$500.00	\$500.00
0100-1100-0-1133-1000-430001-525-00-0000	\$0.00	\$500.00	\$500.00
0100-1100-0-1160-1000-430001-222-00-0000	\$0.00	\$1,000.00	\$1,000.00
0100-1100-0-1110-2700-430001-323-00-0000	\$0.00	\$2,000.00	\$2,000.00
0100-6762-0-1133-1000-430001-323-39-0000	\$0.00	\$5,000.00	\$5,000.00
0100-6762-0-1133-1000-430001-525-39-0000	\$0.00	\$5,000.00	\$5,000.00
0100-4511-0-1110-1000-430001-323-00-0000	\$0.00	\$7,956.33	\$7,956.33
0100-1100-0-1156-1000-430001-222-00-0000	\$0.00	\$10,000.00	\$10,000.00
0100-6762-0-1156-1000-430001-424-39-0000	\$0.00	\$15,000.00	\$15,000.00
0100-1100-0-1110-1000-430001-323-00-0000	\$0.00	\$17,600.00	\$17,600.00
0100-1100-0-1110-1000-430001-525-00-0000	\$0.00	\$23,075.00	\$23,075.00
0100-1100-0-1110-1000-430001-424-00-0000	\$0.00	\$27,120.00	\$27,120.00
0100-3219-0-1110-1000-430001-121-37-0000	\$0.00	\$30,398.00	\$30,398.00
0100-7426-0-1110-1000-430001-000-00-0000	\$0.00	\$30,944.72	\$30,944.72
0100-7210-0-1110-1000-430001-323-00-0000	\$0.00	\$38,083.00	\$38,083.00
0100-6762-0-1156-1000-430001-222-39-0000	\$0.00	\$40,000.00	\$40,000.00
0100-1100-0-1110-1000-430001-222-00-0000	\$0.00	\$58,915.00	\$58,915.00
0100-0000-0-1110-1000-430001-121-31-0301	\$0.00	\$113,379.79	\$113,379.79
0100-2600-0-1110-1000-430001-000-00-0000	\$0.00	\$402,500.00	\$402,500.00
0100-0000-0-1110-3140-430004-121-00-0000	\$0.00	\$8,000.00	\$8,000.00
0100-0000-0-1110-8200-430010-323-00-0000	\$0.00	\$100.00	\$100.00
0100-0000-0-1110-8200-430010-424-00-0000	\$0.00	\$100.00	\$100.00

Pending Budget Revision
Control Number 20240002

Resolution No. I-06-16-2023

Fund: 0100 General Fund

FD---RE---Y-GO---FN---OB-----SI--L1-L2	Revised	Adjustments	Proposed
Expenses			
0100-0000-0-1110-8200-430010-525-00-0000	\$0.00	\$100.00	\$100.00
0100-0000-0-1110-8200-430010-222-00-0000	\$0.00	\$500.00	\$500.00
0100-0000-0-1110-8200-430010-120-00-0000	\$0.00	\$2,100.00	\$2,100.00
0100-8150-0-0000-8100-430010-120-00-0000	\$0.00	\$21,000.00	\$21,000.00
0100-8150-0-0000-8100-430011-120-00-0000	\$0.00	\$5,000.00	\$5,000.00
0100-0000-0-1110-8200-430012-121-00-0000	\$0.00	\$200.00	\$200.00
0100-0000-0-1110-8200-430012-222-31-0101	\$0.00	\$250.00	\$250.00
0100-0000-0-0000-8200-430012-121-00-0000	\$0.00	\$1,000.00	\$1,000.00
0100-0000-0-1110-8200-430012-120-00-0000	\$0.00	\$4,000.00	\$4,000.00
0100-0000-0-1110-8200-430012-323-00-0000	\$0.00	\$7,640.00	\$7,640.00
0100-0000-0-1110-8200-430012-525-00-0000	\$0.00	\$8,969.00	\$8,969.00
0100-0000-0-1110-8200-430012-424-00-0000	\$0.00	\$9,418.00	\$9,418.00
0100-0000-0-1110-8200-430012-222-00-0000	\$0.00	\$21,300.00	\$21,300.00
0100-8150-0-0000-8100-430014-121-31-0101	\$0.00	\$200.00	\$200.00
0100-8150-0-0000-8100-430014-120-31-0101	\$0.00	\$250.00	\$250.00
0100-0000-0-1110-8200-430014-120-31-0101	\$0.00	\$400.00	\$400.00
0100-0000-0-1110-8200-430014-120-00-0000	\$0.00	\$500.00	\$500.00
0100-8150-0-0000-8100-430014-424-31-0101	\$0.00	\$2,200.00	\$2,200.00
0100-8150-0-0000-8100-430014-121-00-0000	\$0.00	\$2,260.00	\$2,260.00
0100-8150-0-0000-8100-430014-525-31-0101	\$0.00	\$5,400.00	\$5,400.00
0100-8150-0-0000-8100-430014-323-31-0101	\$0.00	\$5,500.00	\$5,500.00
0100-8150-0-0000-8100-430014-222-31-0101	\$0.00	\$10,515.00	\$10,515.00
0100-8150-0-0000-8100-430014-323-00-0000	\$0.00	\$11,981.00	\$11,981.00
0100-8150-0-0000-8100-430014-525-00-0000	\$0.00	\$15,000.00	\$15,000.00
0100-8150-0-0000-8100-430014-424-00-0000	\$0.00	\$21,397.00	\$21,397.00
0100-8150-0-0000-8100-430014-222-00-0000	\$0.00	\$28,000.00	\$28,000.00
0100-8150-0-0000-8100-430014-120-00-0000	\$0.00	\$30,000.00	\$30,000.00
0100-0332-0-1110-3110-330100-121-31-0202	\$0.00	\$3,455.00	\$3,455.00
0100-0332-0-1160-1000-330100-240-31-0202	\$0.00	\$3,455.00	\$3,455.00
0100-0000-0-1110-3120-330100-121-00-0000	\$0.00	\$3,741.00	\$3,741.00
0100-7422-0-1110-1000-330100-000-00-0000	\$0.00	\$4,648.00	\$4,648.00
0100-3310-0-5760-1120-330100-323-00-0000	\$0.00	\$4,842.00	\$4,842.00
0100-6546-0-5760-3120-330100-000-00-0000	\$0.00	\$5,730.00	\$5,730.00
0100-6266-0-1110-1000-330100-121-36-0201	\$0.00	\$6,120.00	\$6,120.00
0100-3213-0-1110-1000-330100-000-35-0301	\$0.00	\$6,120.00	\$6,120.00
0100-6053-0-1110-1000-330100-000-00-0000	\$0.00	\$6,200.00	\$6,200.00
0100-0000-0-0000-2110-330100-121-00-0000	\$0.00	\$6,567.00	\$6,567.00
0100-3216-0-1110-1000-330100-121-37-0103	\$0.00	\$10,224.35	\$10,224.35
0100-0000-0-1110-1000-330100-323-00-0000	\$0.00	\$16,899.00	\$16,899.00
0100-0000-0-1110-1000-330100-525-00-0000	\$0.00	\$24,605.00	\$24,605.00
0100-0000-0-1110-1000-330100-424-00-0000	\$0.00	\$38,503.00	\$38,503.00
0100-0000-0-1110-1000-330100-222-00-0000	\$0.00	\$55,888.00	\$55,888.00
0100-0000-0-1110-1000-330200-240-00-0000	\$0.00	\$5.00	\$5.00
0100-0000-0-1110-1000-330200-121-00-0000	\$0.00	\$10.00	\$10.00

Resolution No. I-06-16-2023

Fund: 0100 General Fund

FD---RE---Y-GO---FN---OB-----SI--L1-L2	Revised	Adjustments	Proposed
Expenses			
0100-0000-0-1166-1000-330200-121-00-0000	\$0.00	\$20.00	\$20.00
0100-0000-0-1110-1000-330200-340-31-0306	\$0.00	\$30.00	\$30.00
0100-0000-0-5760-1110-330200-424-00-0000	\$0.00	\$30.00	\$30.00
0100-6266-0-1110-1000-330200-121-36-0501	\$0.00	\$38.00	\$38.00
0100-0000-0-1166-1000-330200-323-00-0000	\$0.00	\$40.00	\$40.00
0100-0000-0-1166-1000-330200-424-00-0000	\$0.00	\$40.00	\$40.00
0100-0000-0-1166-1000-330200-222-00-0000	\$0.00	\$50.00	\$50.00
0100-0000-0-5760-1110-330200-222-00-0000	\$0.00	\$60.00	\$60.00
0100-0000-0-1110-1000-330200-440-00-0000	\$0.00	\$70.00	\$70.00
0100-0000-0-1166-1000-330200-525-00-0000	\$0.00	\$70.00	\$70.00
0100-0000-0-1110-1000-330200-540-31-0306	\$0.00	\$90.00	\$90.00
0100-0000-0-0000-7200-330200-000-00-0000	\$0.00	\$200.00	\$200.00
0100-0000-0-5760-1120-330200-424-00-0000	\$0.00	\$200.00	\$200.00
0100-0000-0-5760-1120-330200-525-00-0000	\$0.00	\$200.00	\$200.00
0100-2600-0-1110-3140-330200-121-00-0000	\$0.00	\$225.00	\$225.00
0100-0000-0-5760-1110-330200-525-00-0000	\$0.00	\$300.00	\$300.00
0100-0000-0-8100-5900-330200-520-00-0000	\$0.00	\$300.00	\$300.00
0100-6500-0-5760-1110-330200-424-00-0000	\$0.00	\$396.00	\$396.00
0100-0000-0-1110-1000-330200-340-00-0000	\$0.00	\$400.00	\$400.00
0100-8150-0-0000-8100-330200-222-00-0000	\$0.00	\$579.00	\$579.00
0100-0332-0-1160-1000-330200-240-31-0306	\$0.00	\$594.00	\$594.00
0100-8150-0-0000-8100-330200-525-00-0000	\$0.00	\$598.00	\$598.00
0100-0332-0-1160-1000-330200-440-31-0306	\$0.00	\$619.00	\$619.00
0100-8150-0-0000-8100-330200-323-00-0000	\$0.00	\$624.00	\$624.00
0100-8150-0-0000-8100-330200-424-00-0000	\$0.00	\$627.00	\$627.00
0100-0000-0-1110-1000-330200-540-00-0000	\$0.00	\$650.00	\$650.00
0100-0000-0-0000-3700-330200-000-00-0000	\$0.00	\$1,200.00	\$1,200.00
0100-6500-0-5760-1120-330200-323-00-0000	\$0.00	\$1,333.00	\$1,333.00
0100-3219-0-1110-1000-330200-222-00-0000	\$0.00	\$1,827.00	\$1,827.00
0100-3219-0-1110-1000-330200-323-00-0000	\$0.00	\$1,827.00	\$1,827.00
0100-3219-0-1110-1000-330200-424-00-0000	\$0.00	\$1,827.00	\$1,827.00
0100-3219-0-1110-1000-330200-525-00-0000	\$0.00	\$1,827.00	\$1,827.00
0100-2600-0-1110-8200-330200-525-00-0000	\$0.00	\$1,950.00	\$1,950.00
0100-7426-0-1110-1000-330200-000-00-0000	\$0.00	\$2,295.00	\$2,295.00
0100-0000-0-1110-1000-330200-323-00-0000	\$0.00	\$2,860.00	\$2,860.00
0100-6500-0-5760-1120-330200-424-00-0000	\$0.00	\$2,882.00	\$2,882.00
0100-0000-0-1110-2420-330200-424-00-0000	\$0.00	\$3,054.00	\$3,054.00
0100-6500-0-5760-1110-330200-323-00-0000	\$0.00	\$3,144.00	\$3,144.00
0100-3213-0-0000-3700-330200-000-35-0301	\$0.00	\$3,519.00	\$3,519.00
0100-8150-0-0000-8100-440000-525-31-0101	\$0.00	\$5,400.00	\$5,400.00
0100-8150-0-0000-8100-440000-525-00-0000	\$0.00	\$22,500.00	\$22,500.00
0100-0050-0-0000-7700-440000-121-00-0000	\$0.00	\$202,000.00	\$202,000.00
0100-0050-0-1110-1000-440000-121-31-0302	\$0.00	\$250,000.00	\$250,000.00
0100-6500-0-5760-3600-510000-000-00-0000	\$0.00	\$222,470.00	\$222,470.00

Pending Budget Revision
Control Number 20240002
Resolution No. I-06-16-2023

Fund: 0100 General Fund

FD---RE---Y-GO---FN---OB-----SI--L1-L2	Revised	Adjustments	Proposed
Expenses			
0100-0333-0-0000-3600-510000-121-00-0000	\$0.00	\$240,119.89	\$240,119.89
0100-1100-0-1110-1000-520000-525-00-0000	\$0.00	\$250.00	\$250.00
0100-1100-0-1110-2700-520000-323-00-0000	\$0.00	\$300.00	\$300.00
0100-0000-0-0000-2100-520000-121-00-0000	\$0.00	\$500.00	\$500.00
0100-1100-0-1110-1000-520000-424-00-0000	\$0.00	\$500.00	\$500.00
0100-8150-0-0000-8100-520000-120-00-0000	\$0.00	\$500.00	\$500.00
0100-1100-0-1110-1000-520000-323-00-0000	\$0.00	\$800.00	\$800.00
0100-0000-0-1110-3140-520000-121-00-0000	\$0.00	\$1,000.00	\$1,000.00
0100-3010-0-0000-2700-520000-121-00-0000	\$0.00	\$1,500.00	\$1,500.00
0100-0332-0-1110-3110-520000-121-31-0000	\$0.00	\$2,000.00	\$2,000.00
0100-4511-0-1110-1000-520000-323-00-0000	\$0.00	\$2,554.00	\$2,554.00
0100-0000-0-0000-2110-520000-121-00-0000	\$0.00	\$4,000.00	\$4,000.00
0100-0000-0-0000-7490-520000-121-00-0000	\$0.00	\$4,500.00	\$4,500.00
0100-0000-0-0000-7200-520000-121-00-0000	\$0.00	\$5,000.00	\$5,000.00
0100-6500-0-5760-1110-520000-000-00-0000	\$0.00	\$9,000.00	\$9,000.00
0100-6266-0-0000-7410-520000-121-36-0204	\$0.00	\$9,000.00	\$9,000.00
0100-0050-0-0000-7700-520000-121-00-0000	\$0.00	\$12,000.00	\$12,000.00
0100-0000-0-0000-7100-520000-121-00-0000	\$0.00	\$20,000.00	\$20,000.00
0100-0000-0-0000-7200-520003-121-00-0000	\$0.00	\$100.00	\$100.00
0100-0000-0-0000-2110-520003-121-00-0000	\$0.00	\$100.00	\$100.00
0100-0000-0-1110-2420-520003-121-00-0000	\$0.00	\$100.00	\$100.00
0100-1100-0-1110-2700-520003-424-00-0000	\$0.00	\$100.00	\$100.00
0100-0000-0-0000-7490-520003-121-00-0000	\$0.00	\$200.00	\$200.00
0100-1100-0-1110-2700-520003-525-00-0000	\$0.00	\$200.00	\$200.00
0100-0000-0-0000-7100-520003-121-00-0000	\$0.00	\$700.00	\$700.00
0100-0000-0-1110-3110-520003-121-00-0000	\$0.00	\$750.00	\$750.00
0100-0000-0-1110-3120-520003-121-00-0000	\$0.00	\$750.00	\$750.00
0100-0000-0-1110-3140-520003-121-00-0000	\$0.00	\$900.00	\$900.00
0100-1100-0-1110-2700-520003-222-00-0000	\$0.00	\$1,200.00	\$1,200.00
0100-0000-0-0000-2100-520003-121-00-0000	\$0.00	\$1,500.00	\$1,500.00
0100-6500-0-5760-1120-340100-525-00-0000	\$0.00	\$17,000.00	\$17,000.00
0100-0000-0-1110-3120-340100-121-00-0000	\$0.00	\$34,000.00	\$34,000.00
0100-0332-0-1110-3110-340100-121-31-0202	\$0.00	\$34,000.00	\$34,000.00
0100-0332-0-1160-1000-340100-240-31-0202	\$0.00	\$34,000.00	\$34,000.00
0100-6500-0-5760-1110-340100-424-00-0000	\$0.00	\$34,000.00	\$34,000.00
0100-0000-0-1110-8200-520003-120-00-0000	\$0.00	\$1,500.00	\$1,500.00
0100-0050-0-0000-7700-520003-121-00-0000	\$0.00	\$3,000.00	\$3,000.00
0100-1100-0-1156-1000-530000-222-00-0000	\$0.00	\$250.00	\$250.00
0100-0000-0-1110-3120-530000-121-00-0000	\$0.00	\$260.00	\$260.00
0100-8150-0-0000-8100-530000-120-00-0000	\$0.00	\$300.00	\$300.00
0100-3010-0-1110-1000-330200-525-55-0303	\$0.00	\$3,559.00	\$3,559.00
0100-6500-0-5760-1120-330200-525-00-0000	\$0.00	\$3,680.00	\$3,680.00
0100-6500-0-5760-1110-330200-525-00-0000	\$0.00	\$3,935.26	\$3,935.26
0100-0000-0-0000-7100-330200-121-00-0000	\$0.00	\$4,073.00	\$4,073.00

Pending Budget Revision
Control Number 20240002
Resolution No. I-06-16-2023

Fund: 0100 General Fund

FD---RE---Y-GO---FN---OB-----SI--L1-L2	Revised	Adjustments	Proposed
Expenses			
0100-0000-0-0000-7490-330200-121-00-0000	\$0.00	\$4,073.00	\$4,073.00
0100-0000-0-1140-1000-330200-109-00-0000	\$0.00	\$4,384.00	\$4,384.00
0100-0000-0-0000-8200-330200-121-00-0000	\$0.00	\$4,960.00	\$4,960.00
0100-0000-0-1110-2700-330200-323-00-0000	\$0.00	\$6,741.00	\$6,741.00
0100-0000-0-1110-2700-330200-525-00-0000	\$0.00	\$7,403.00	\$7,403.00
0100-0000-0-1140-1000-330200-119-00-0000	\$0.00	\$7,648.00	\$7,648.00
0100-0000-0-1110-1000-330200-525-00-0000	\$0.00	\$8,702.00	\$8,702.00
0100-0000-0-1110-8200-330200-525-00-0000	\$0.00	\$8,986.00	\$8,986.00
0100-0000-0-1110-8200-330200-120-00-0000	\$0.00	\$9,211.00	\$9,211.00
0100-0000-0-0000-2110-330200-121-00-0000	\$0.00	\$9,789.00	\$9,789.00
0100-0000-0-1110-2700-330200-424-00-0000	\$0.00	\$9,947.00	\$9,947.00
0100-0000-0-1110-2700-330200-222-00-0000	\$0.00	\$10,580.00	\$10,580.00
0100-0332-0-1110-1000-330200-340-31-0306	\$0.00	\$10,609.00	\$10,609.00
0100-0332-0-1110-1000-330200-240-31-0306	\$0.00	\$11,403.00	\$11,403.00
0100-0000-0-1110-8200-330200-323-00-0000	\$0.00	\$12,289.00	\$12,289.00
0100-0332-0-1110-1000-330200-440-31-0306	\$0.00	\$12,879.00	\$12,879.00
0100-0332-0-1110-1000-330200-540-31-0306	\$0.00	\$13,602.00	\$13,602.00
0100-0000-0-1110-8200-330200-424-00-0000	\$0.00	\$14,032.00	\$14,032.00
0100-0000-0-1110-1000-330200-222-00-0000	\$0.00	\$15,060.00	\$15,060.00
0100-0000-0-1110-1000-330200-424-00-0000	\$0.00	\$15,652.00	\$15,652.00
0100-0000-0-1110-3140-330200-121-00-0000	\$0.00	\$15,743.00	\$15,743.00
0100-8150-0-0000-8100-330200-120-00-0000	\$0.00	\$15,963.00	\$15,963.00
0100-0000-0-1110-8200-330200-222-00-0000	\$0.00	\$16,560.00	\$16,560.00
0100-0000-0-1140-2420-330200-121-00-0000	\$0.00	\$21,000.00	\$21,000.00
0100-0000-0-0000-7200-330200-121-00-0000	\$0.00	\$29,611.00	\$29,611.00
0100-3010-0-0000-2110-340100-121-31-0307	\$0.00	\$1,700.00	\$1,700.00
0100-3327-0-5760-3120-340100-000-00-0000	\$0.00	\$1,700.00	\$1,700.00
0100-6546-0-5760-3120-340100-000-00-0000	\$0.00	\$5,100.00	\$5,100.00
0100-6500-0-5760-1120-340100-323-00-0000	\$0.00	\$7,814.00	\$7,814.00
0100-7422-0-1110-1000-340100-000-00-0000	\$0.00	\$8,400.00	\$8,400.00
0100-3310-0-5760-1120-340100-323-00-0000	\$0.00	\$11,950.00	\$11,950.00
0100-0000-0-1110-2700-340100-222-00-0000	\$0.00	\$17,000.00	\$17,000.00
0100-0000-0-1110-2700-340100-323-00-0000	\$0.00	\$17,000.00	\$17,000.00
0100-0000-0-1110-2700-340100-424-00-0000	\$0.00	\$17,000.00	\$17,000.00
0100-0000-0-1110-2700-340100-525-00-0000	\$0.00	\$17,000.00	\$17,000.00
0100-0000-0-1110-3140-340100-121-00-0000	\$0.00	\$17,000.00	\$17,000.00
0100-0010-0-1110-2700-340100-222-00-0000	\$0.00	\$17,000.00	\$17,000.00
0100-0010-0-1110-2700-340100-323-00-0000	\$0.00	\$17,000.00	\$17,000.00
0100-0010-0-1110-2700-340100-525-00-0000	\$0.00	\$17,000.00	\$17,000.00
0100-0332-0-1160-1000-340100-340-31-0202	\$0.00	\$17,000.00	\$17,000.00
0100-0332-0-1160-1000-340100-440-31-0202	\$0.00	\$17,000.00	\$17,000.00
0100-0332-0-1160-1000-340100-540-31-0202	\$0.00	\$17,000.00	\$17,000.00
0100-3010-0-1110-1000-340100-525-55-0302	\$0.00	\$17,000.00	\$17,000.00
0100-6500-0-5760-1110-340100-222-00-0000	\$0.00	\$17,000.00	\$17,000.00

Pending Budget Revision
Control Number 20240002
Resolution No. I-06-16-2023

Fund: 0100 General Fund

FD---RE---Y-GO---FN---OB-----SI-L1-L2	Revised	Adjustments	Proposed
Expenses			
0100-6500-0-5760-1110-340100-323-00-0000	\$0.00	\$17,000.00	\$17,000.00
0100-6500-0-5760-1120-340100-222-00-0000	\$0.00	\$34,000.00	\$34,000.00
0100-0000-0-0000-7490-530000-121-00-0000	\$0.00	\$400.00	\$400.00
0100-0000-0-0000-2110-530000-121-00-0000	\$0.00	\$500.00	\$500.00
0100-0000-0-0000-7200-530000-121-00-0000	\$0.00	\$7,000.00	\$7,000.00
0100-0000-0-0000-7100-530000-121-00-0000	\$0.00	\$54,500.00	\$54,500.00
0100-0000-0-1110-1000-544000-121-00-0000	\$0.00	\$8,500.00	\$8,500.00
0100-0000-0-1110-2700-545000-121-00-0000	\$0.00	\$2,000.00	\$2,000.00
0100-0000-0-0000-7200-545000-121-00-0000	\$0.00	\$240,000.00	\$240,000.00
0100-0000-0-1110-8200-550010-323-00-0000	\$0.00	\$17,709.00	\$17,709.00
0100-0000-0-1110-8200-550010-525-00-0000	\$0.00	\$27,821.00	\$27,821.00
0100-0000-0-1110-8200-550010-424-00-0000	\$0.00	\$29,752.00	\$29,752.00
0100-0000-0-1110-8200-550010-222-00-0000	\$0.00	\$54,219.00	\$54,219.00
0100-0000-0-1110-8200-550020-424-00-0000	\$0.00	\$1,000.00	\$1,000.00
0100-0000-0-1110-8200-550020-525-00-0000	\$0.00	\$40,000.00	\$40,000.00
0100-0000-0-1110-8200-550020-120-00-0000	\$0.00	\$54,547.00	\$54,547.00
0100-0000-0-1110-8200-550020-323-00-0000	\$0.00	\$75,682.00	\$75,682.00
0100-0000-0-1110-8200-550020-222-00-0000	\$0.00	\$101,140.00	\$101,140.00
0100-0000-0-1110-8200-550030-525-00-0000	\$0.00	\$44,369.00	\$44,369.00
0100-0000-0-1110-8200-550030-222-00-0000	\$0.00	\$69,150.00	\$69,150.00
0100-0000-0-1110-8200-550030-424-00-0000	\$0.00	\$70,104.00	\$70,104.00
0100-0000-0-1110-8200-550050-120-00-0000	\$0.00	\$993.00	\$993.00
0100-0000-0-1110-8200-550050-323-00-0000	\$0.00	\$5,106.00	\$5,106.00
0100-0000-0-1110-8200-550050-525-00-0000	\$0.00	\$6,615.00	\$6,615.00
0100-0000-0-1110-8200-550050-424-00-0000	\$0.00	\$8,086.00	\$8,086.00
0100-0000-0-1110-8200-550050-222-00-0000	\$0.00	\$8,200.00	\$8,200.00
0100-0000-0-1110-8200-550070-120-00-0000	\$0.00	\$160.00	\$160.00
0100-0000-0-0000-8200-550070-121-00-0000	\$0.00	\$820.00	\$820.00
0100-0000-0-1110-8200-550070-222-00-0000	\$0.00	\$1,166.00	\$1,166.00
0100-0000-0-1110-8200-550070-424-00-0000	\$0.00	\$1,325.00	\$1,325.00
0100-0000-0-1110-8200-550070-323-00-0000	\$0.00	\$5,419.00	\$5,419.00
0100-0000-0-1110-8200-550070-525-00-0000	\$0.00	\$9,236.00	\$9,236.00
0100-8150-0-0000-8100-560000-424-31-0101	\$0.00	\$135.00	\$135.00
0100-0000-0-1110-1000-560000-121-00-0000	\$0.00	\$200.00	\$200.00
0100-0000-0-0000-2110-560000-121-00-0000	\$0.00	\$500.00	\$500.00
0100-0000-0-0000-2420-560000-121-00-0000	\$0.00	\$500.00	\$500.00
0100-0000-0-1110-8200-560000-120-00-0000	\$0.00	\$1,768.00	\$1,768.00
0100-8150-0-0000-8100-560000-120-00-0000	\$0.00	\$2,500.00	\$2,500.00
0100-8150-0-0000-8100-560000-121-00-0000	\$0.00	\$2,500.00	\$2,500.00
0100-8150-0-0000-8100-560000-222-00-0000	\$0.00	\$2,500.00	\$2,500.00
0100-8150-0-0000-8100-560000-323-00-0000	\$0.00	\$2,500.00	\$2,500.00
0100-8150-0-0000-8100-560000-424-00-0000	\$0.00	\$2,500.00	\$2,500.00
0100-8150-0-0000-8100-560000-525-00-0000	\$0.00	\$2,500.00	\$2,500.00
0100-0000-0-1110-8200-560000-323-00-0000	\$0.00	\$3,208.00	\$3,208.00

Pending Budget Revision
Control Number 20240002
Resolution No. I-06-16-2023

Fund: 0100 General Fund

FD---RE---Y-GO---FN---OB-----SI--L1-L2	Revised	Adjustments	Proposed
Expenses			
0100-0000-0-1110-8200-560000-424-00-0000	\$0.00	\$4,560.00	\$4,560.00
0100-0000-0-1110-8200-560000-525-00-0000	\$0.00	\$5,287.00	\$5,287.00
0100-0000-0-1110-8200-560000-222-00-0000	\$0.00	\$6,028.00	\$6,028.00
0100-0050-0-0000-7700-560000-121-00-0000	\$0.00	\$40,000.00	\$40,000.00
0100-0000-0-0000-7200-560000-121-00-0000	\$0.00	\$85,000.00	\$85,000.00
0100-0050-0-0000-7700-580000-121-00-0000	\$0.00	\$17,352.00	\$17,352.00
0100-8150-0-0000-8100-580000-323-00-0000	\$0.00	\$18,300.00	\$18,300.00
0100-0000-0-0000-2420-580000-121-00-0000	\$0.00	\$22,000.00	\$22,000.00
0100-8150-0-0000-8100-580000-424-00-0000	\$0.00	\$22,500.00	\$22,500.00
0100-8150-0-0000-8100-580000-525-00-0000	\$0.00	\$29,100.00	\$29,100.00
0100-3219-0-1110-1000-580000-121-37-0000	\$0.00	\$30,398.00	\$30,398.00
0100-3217-0-1110-1000-580000-000-00-0000	\$0.00	\$34,469.00	\$34,469.00
0100-0000-0-0000-7100-580000-121-00-0000	\$0.00	\$42,000.00	\$42,000.00
0100-6053-0-1110-1000-580000-000-00-0000	\$0.00	\$50,000.00	\$50,000.00
0100-3218-0-1110-1000-580000-121-37-0000	\$0.00	\$55,343.00	\$55,343.00
0100-0000-0-0000-7200-580000-121-00-0000	\$0.00	\$67,750.00	\$67,750.00
0100-3214-0-1110-1000-580000-121-35-0202	\$0.00	\$176,258.75	\$176,258.75
0100-2600-0-1110-1000-580000-000-00-0000	\$0.00	\$402,500.00	\$402,500.00
0100-6762-0-1110-1000-580000-121-39-0400	\$0.00	\$467,032.00	\$467,032.00
0100-3213-0-1110-1000-580000-121-35-0303	\$0.00	\$586,515.00	\$586,515.00
0100-0000-0-0000-2420-580004-121-00-0000	\$0.00	\$360.00	\$360.00
0100-0000-0-0000-2110-340100-121-00-0000	\$0.00	\$46,803.00	\$46,803.00
0100-0000-0-0000-7100-340100-121-00-0000	\$0.00	\$87,242.00	\$87,242.00
0100-0000-0-1110-1000-340100-323-00-0000	\$0.00	\$204,000.00	\$204,000.00
0100-0000-0-1110-1000-340100-525-00-0000	\$0.00	\$255,000.00	\$255,000.00
0100-0000-0-1110-1000-340100-424-00-0000	\$0.00	\$425,000.00	\$425,000.00
0100-0000-0-1110-1000-340100-222-00-0000	\$0.00	\$595,000.00	\$595,000.00
0100-8150-0-0000-8100-340200-222-00-0000	\$0.00	\$2,125.00	\$2,125.00
0100-8150-0-0000-8100-340200-323-00-0000	\$0.00	\$2,125.00	\$2,125.00
0100-8150-0-0000-8100-340200-424-00-0000	\$0.00	\$2,125.00	\$2,125.00
0100-8150-0-0000-8100-340200-525-00-0000	\$0.00	\$2,125.00	\$2,125.00
0100-0000-0-0000-7100-340200-121-00-0000	\$0.00	\$8,500.00	\$8,500.00
0100-0000-0-0000-7490-340200-121-00-0000	\$0.00	\$8,500.00	\$8,500.00
0100-0000-0-0000-8200-340200-121-00-0000	\$0.00	\$17,000.00	\$17,000.00
0100-0000-0-1110-2420-340200-222-00-0000	\$0.00	\$17,000.00	\$17,000.00
0100-0000-0-1110-2420-340200-323-00-0000	\$0.00	\$17,000.00	\$17,000.00
0100-0000-0-1110-2420-340200-424-00-0000	\$0.00	\$17,000.00	\$17,000.00
0100-0000-0-1110-2420-340200-525-00-0000	\$0.00	\$17,000.00	\$17,000.00
0100-0000-0-1140-1000-340200-109-00-0000	\$0.00	\$17,000.00	\$17,000.00
0100-0000-0-0000-2110-340200-121-00-0000	\$0.00	\$34,000.00	\$34,000.00
0100-0000-0-1110-2700-340200-323-00-0000	\$0.00	\$34,000.00	\$34,000.00
0100-0000-0-1110-2700-340200-424-00-0000	\$0.00	\$34,000.00	\$34,000.00
0100-0000-0-1110-2700-340200-525-00-0000	\$0.00	\$34,000.00	\$34,000.00
0100-0000-0-1110-8200-340200-120-00-0000	\$0.00	\$34,000.00	\$34,000.00

Pending Budget Revision
Control Number 20240002
Resolution No. I-06-16-2023

Fund: 0100 General Fund

FD---RE---Y-GO---FN---OB-----SI--L1-L2	Revised	Adjustments	Proposed
Expenses			
0100-0000-0-1140-1000-340200-119-00-0000	\$0.00	\$34,000.00	\$34,000.00
0100-8150-0-0000-8100-340200-120-00-0000	\$0.00	\$34,000.00	\$34,000.00
0100-0000-0-1110-2700-340200-222-00-0000	\$0.00	\$51,000.00	\$51,000.00
0100-0000-0-1110-8200-340200-323-00-0000	\$0.00	\$51,000.00	\$51,000.00
0100-0000-0-1110-8200-340200-424-00-0000	\$0.00	\$51,000.00	\$51,000.00
0100-0000-0-1110-8200-340200-525-00-0000	\$0.00	\$51,000.00	\$51,000.00
0100-0000-0-0000-7200-340200-121-00-0000	\$0.00	\$68,000.00	\$68,000.00
0100-0000-0-1110-3140-340200-121-00-0000	\$0.00	\$68,000.00	\$68,000.00
0100-0000-0-1110-8200-340200-222-00-0000	\$0.00	\$68,000.00	\$68,000.00
0100-0000-0-1140-2420-340200-121-00-0000	\$0.00	\$68,000.00	\$68,000.00
0100-4510-0-1172-1000-350100-323-00-0000	\$0.00	\$2.00	\$2.00
0100-0000-0-1110-1000-350100-000-00-0000	\$0.00	\$5.00	\$5.00
0100-4203-0-1110-1000-350100-121-31-0305	\$0.00	\$5.28	\$5.28
0100-4035-0-1110-1000-350100-121-00-0000	\$0.00	\$11.43	\$11.43
0100-0000-0-0000-7200-350100-000-00-0000	\$0.00	\$20.00	\$20.00
0100-0312-0-1110-1000-350100-180-00-0000	\$0.00	\$24.97	\$24.97
0100-0000-0-1166-1000-350100-121-00-0000	\$0.00	\$50.00	\$50.00
0100-3010-0-0000-2110-350100-121-31-0307	\$0.00	\$81.00	\$81.00
0100-0000-0-1110-2700-350100-525-00-0000	\$0.00	\$793.00	\$793.00
0100-6500-0-5760-1120-350100-222-00-0000	\$0.00	\$1,014.00	\$1,014.00
0100-6500-0-5760-1110-350100-424-00-0000	\$0.00	\$1,063.00	\$1,063.00
0100-0000-0-0000-7100-350100-121-00-0000	\$0.00	\$1,156.00	\$1,156.00
0100-0332-0-1110-3110-350100-121-31-0202	\$0.00	\$1,191.00	\$1,191.00
0100-0000-0-1110-3120-350100-121-00-0000	\$0.00	\$1,290.00	\$1,290.00
0100-0332-0-1160-1000-350100-540-31-0202	\$0.00	\$1,457.00	\$1,457.00
0100-0000-0-0000-2110-350100-121-00-0000	\$0.00	\$2,265.00	\$2,265.00
0100-0332-0-1160-1000-350100-240-31-0202	\$0.00	\$3,022.21	\$3,022.21
0100-0000-0-1110-1000-350100-323-00-0000	\$0.00	\$5,827.00	\$5,827.00
0100-0000-0-1110-1000-350100-525-00-0000	\$0.00	\$8,484.00	\$8,484.00
0100-0000-0-1110-1000-350100-424-00-0000	\$0.00	\$13,277.00	\$13,277.00
0100-0000-0-1110-1000-350100-222-00-0000	\$0.00	\$19,272.00	\$19,272.00
0100-0000-0-1110-1000-350200-340-31-0306	\$0.00	\$2.00	\$2.00
0100-6266-0-1110-1000-350200-121-36-0501	\$0.00	\$3.00	\$3.00
0100-0000-0-1110-1000-350200-440-00-0000	\$0.00	\$5.00	\$5.00
0100-0000-0-1110-1000-350200-540-31-0306	\$0.00	\$5.00	\$5.00
0100-0000-0-1110-8200-560009-525-31-0101	\$0.00	\$450.00	\$450.00
0100-8150-0-0000-8100-560009-323-31-0101	\$0.00	\$2,000.00	\$2,000.00
0100-8150-0-0000-8100-560009-121-31-0101	\$0.00	\$2,200.00	\$2,200.00
0100-8150-0-0000-8100-560009-424-31-0101	\$0.00	\$3,800.00	\$3,800.00
0100-8150-0-0000-8100-560009-525-31-0101	\$0.00	\$4,000.00	\$4,000.00
0100-8150-0-0000-8100-560009-120-00-0000	\$0.00	\$5,000.00	\$5,000.00
0100-8150-0-0000-8100-560009-121-00-0000	\$0.00	\$5,000.00	\$5,000.00
0100-8150-0-0000-8100-560009-323-00-0000	\$0.00	\$5,000.00	\$5,000.00
0100-8150-0-0000-8100-560009-525-00-0000	\$0.00	\$7,000.00	\$7,000.00

Pending Budget Revision
Control Number 20240002
ResolutionNo. I-06-16-2023

Fund: 0100 General Fund

FD---RE---Y-GO---FN---OB-----SI--L1-L2	Revised	Adjustments	Proposed
Expenses			
0100-8150-0-0000-8100-560009-222-31-0101	\$0.00	\$7,300.00	\$7,300.00
0100-8150-0-0000-8100-560009-222-00-0000	\$0.00	\$10,000.00	\$10,000.00
0100-8150-0-0000-8100-560009-424-00-0000	\$0.00	\$10,000.00	\$10,000.00
0100-0097-0-0000-7600-580000-107-00-0000	\$0.00	\$100.00	\$100.00
0100-1100-0-1110-1000-580000-222-00-0000	\$0.00	\$100.00	\$100.00
0100-0000-0-0000-2110-580000-121-00-0000	\$0.00	\$500.00	\$500.00
0100-1100-0-1110-2700-580000-323-00-0000	\$0.00	\$500.00	\$500.00
0100-1100-0-1110-2700-580000-424-00-0000	\$0.00	\$500.00	\$500.00
0100-0000-0-1110-8200-580000-121-00-0000	\$0.00	\$1,500.00	\$1,500.00
0100-1100-0-1110-2700-580000-525-00-0000	\$0.00	\$1,500.00	\$1,500.00
0100-0000-0-1110-8200-580000-525-00-0000	\$0.00	\$1,600.00	\$1,600.00
0100-0000-0-1110-8200-580000-323-00-0000	\$0.00	\$2,000.00	\$2,000.00
0100-8150-0-0000-8100-580000-120-00-0000	\$0.00	\$2,500.00	\$2,500.00
0100-8150-0-0000-8100-580000-121-00-0000	\$0.00	\$2,500.00	\$2,500.00
0100-3010-0-1110-1000-580000-525-55-0203	\$0.00	\$2,825.00	\$2,825.00
0100-8150-0-0000-8100-580000-222-00-0000	\$0.00	\$9,000.00	\$9,000.00
0100-0000-0-0000-7490-580000-121-00-0000	\$0.00	\$9,610.00	\$9,610.00
0100-6500-0-5760-1110-580000-121-00-9100	\$0.00	\$15,000.00	\$15,000.00
0100-3327-0-5760-3120-350100-000-00-0000	\$0.00	\$97.00	\$97.00
0100-0332-0-0000-2110-350100-121-31-0307	\$0.00	\$194.60	\$194.60
0100-6500-0-5760-1120-350100-323-00-0000	\$0.00	\$269.00	\$269.00
0100-7422-0-1110-1000-350100-000-00-0000	\$0.00	\$304.00	\$304.00
0100-3310-0-5760-1120-350100-323-00-0000	\$0.00	\$316.00	\$316.00
0100-6546-0-5760-3120-350100-000-00-0000	\$0.00	\$375.00	\$375.00
0100-6266-0-1110-1000-350100-121-36-0201	\$0.00	\$400.00	\$400.00
0100-3213-0-1110-1000-350100-000-35-0301	\$0.00	\$400.00	\$400.00
0100-0332-0-1160-1000-350100-340-31-0202	\$0.00	\$447.00	\$447.00
0100-6500-0-5760-1110-350100-323-00-0000	\$0.00	\$449.00	\$449.00
0100-6500-0-5760-1110-350100-222-00-0000	\$0.00	\$467.00	\$467.00
0100-6500-0-5760-1110-350100-525-00-0000	\$0.00	\$500.00	\$500.00
0100-6053-0-1110-1000-350100-000-00-0000	\$0.00	\$500.00	\$500.00
0100-6500-0-5760-1120-350100-525-00-0000	\$0.00	\$585.00	\$585.00
0100-0010-0-1110-2700-350100-525-00-0000	\$0.00	\$615.00	\$615.00
0100-3010-0-0000-2110-350100-525-55-0302	\$0.00	\$618.00	\$618.00
0100-0332-0-1160-1000-350100-440-31-0202	\$0.00	\$629.00	\$629.00
0100-3216-0-1110-1000-350100-121-37-0103	\$0.00	\$668.26	\$668.26
0100-0010-0-1110-2700-350100-323-00-0000	\$0.00	\$672.00	\$672.00
0100-0010-0-1110-2700-350100-424-00-0000	\$0.00	\$672.00	\$672.00
0100-0000-0-1110-3140-350100-121-00-0000	\$0.00	\$700.00	\$700.00
0100-0010-0-1110-2700-350100-222-00-0000	\$0.00	\$734.00	\$734.00
0100-0000-0-1110-2700-350100-424-00-0000	\$0.00	\$769.00	\$769.00
0100-0000-0-1110-2700-350100-222-00-0000	\$0.00	\$793.00	\$793.00
0100-0000-0-1110-2700-350100-323-00-0000	\$0.00	\$793.00	\$793.00
0100-0000-0-1110-1000-110000-000-00-0000	\$0.00	(\$4,253,749.00)	(\$4,253,749.00)

Resolution No. I-06-16-2023

Fund: 0100 General Fund

FD---RE---Y-GO---FN---OB-----SI--L1-L2	Revised	Adjustments	Proposed
Expenses			
0100-0332-0-1110-1000-110000-121-31-0304	\$0.00	\$13,091.00	\$13,091.00
0100-7422-0-1110-1000-110000-000-00-0000	\$0.00	\$42,818.00	\$42,818.00
0100-3310-0-5760-1120-110000-323-00-0000	\$0.00	\$44,601.00	\$44,601.00
0100-6500-0-5760-1120-110000-323-00-0000	\$0.00	\$53,741.00	\$53,741.00
0100-3213-0-1110-1000-110000-000-35-0301	\$0.00	\$56,376.00	\$56,376.00
0100-6053-0-1110-1000-110000-000-00-0000	\$0.00	\$70,470.00	\$70,470.00
0100-0332-0-1160-1000-110000-340-31-0202	\$0.00	\$89,400.00	\$89,400.00
0100-6500-0-5760-1110-110000-323-00-0000	\$0.00	\$89,844.00	\$89,844.00
0100-6500-0-5760-1110-110000-222-00-0000	\$0.00	\$93,325.00	\$93,325.00
0100-3216-0-1110-1000-110000-121-37-0103	\$0.00	\$94,184.34	\$94,184.34
0100-0332-0-1160-1000-110000-540-31-0202	\$0.00	\$116,905.00	\$116,905.00
0100-6500-0-5760-1120-110000-525-00-0000	\$0.00	\$116,905.00	\$116,905.00
0100-3010-0-1110-1000-110000-525-55-0302	\$0.00	\$123,642.00	\$123,642.00
0100-0332-0-1160-1000-110000-440-31-0202	\$0.00	\$125,817.00	\$125,817.00
0100-6500-0-5760-1120-110000-222-00-0000	\$0.00	\$202,877.00	\$202,877.00
0100-6500-0-5760-1110-110000-424-00-0000	\$0.00	\$212,543.00	\$212,543.00
0100-0332-0-1160-1000-110000-240-31-0202	\$0.00	\$238,283.00	\$238,283.00
0100-0000-0-1110-1000-110000-121-31-0303	\$0.00	\$394,505.00	\$394,505.00
0100-0000-0-1110-1000-110000-323-00-0000	\$0.00	\$1,165,441.00	\$1,165,441.00
0100-0000-0-1110-1000-110000-525-00-0000	\$0.00	\$1,696,894.00	\$1,696,894.00
0100-0000-0-1110-1000-110000-424-00-0000	\$0.00	\$2,655,346.00	\$2,655,346.00
0100-0000-0-1110-1000-110000-222-00-0000	\$0.00	\$3,753,721.00	\$3,753,721.00
0100-1400-0-1110-1000-110000-000-00-0000	\$0.00	\$4,847,429.00	\$4,847,429.00
0100-0332-0-1160-1000-110010-240-31-0202	\$0.00	\$1,000.00	\$1,000.00
0100-0332-0-1160-1000-110010-340-31-0202	\$0.00	\$1,000.00	\$1,000.00
0100-0332-0-1160-1000-110010-440-31-0202	\$0.00	\$1,000.00	\$1,000.00
0100-0332-0-1160-1000-110010-540-31-0202	\$0.00	\$1,000.00	\$1,000.00
0100-0000-0-1160-1000-110010-222-00-0000	\$0.00	\$1,000.00	\$1,000.00
0100-4203-0-1110-1000-110010-121-31-0305	\$0.00	\$1,050.00	\$1,050.00
0100-0000-0-1110-1000-110010-323-00-0000	\$0.00	\$1,500.00	\$1,500.00
0100-0332-0-1110-1000-110010-121-31-0304	\$0.00	\$7,500.00	\$7,500.00
0100-0000-0-1110-1000-110010-424-00-0000	\$0.00	\$10,000.00	\$10,000.00
0100-0000-0-1110-1000-110010-222-00-0000	\$0.00	\$20,000.00	\$20,000.00
0100-0000-0-1110-1000-110010-525-00-0000	\$0.00	\$22,000.00	\$22,000.00
0100-6266-0-1110-1000-110010-121-36-0201	\$0.00	\$56,376.00	\$56,376.00
0100-0332-0-1191-1000-110020-121-31-0202	\$0.00	\$4,000.00	\$4,000.00
0100-0000-0-1166-1000-110020-121-00-0000	\$0.00	\$15,000.00	\$15,000.00
0100-0332-0-1110-1000-110040-121-31-0000	\$0.00	\$500.00	\$500.00
0100-0332-0-1191-1000-110040-121-31-0000	\$0.00	\$2,000.00	\$2,000.00
0100-0312-0-1110-1000-110040-180-00-0000	\$0.00	\$5,000.00	\$5,000.00
0100-0315-0-1110-1000-110040-031-12-0000	\$0.00	\$10,600.00	\$10,600.00
0100-4035-0-1110-1000-110040-121-31-0301	\$0.00	\$12,000.00	\$12,000.00
0100-0000-0-1110-1000-110050-000-00-0000	\$0.00	\$2,000.00	\$2,000.00
0100-4510-0-1172-1000-110070-323-00-0000	\$0.00	\$4,240.00	\$4,240.00

Pending Budget Revision
Control Number 20240002
Resolution No. I-06-16-2023

Fund: 0100 General Fund

FD---RE---Y-GO---FN---OB-----SI--L1-L2	Revised	Adjustments	Proposed
Expenses			
0100-3327-0-5760-3120-120000-000-00-0000	\$0.00	\$12,019.00	\$12,019.00
0100-6546-0-5760-3120-120000-000-00-0000	\$0.00	\$52,782.00	\$52,782.00
0100-0000-0-1110-3140-120000-121-00-0000	\$0.00	\$121,378.00	\$121,378.00
0100-0000-0-1110-3120-120000-121-00-0000	\$0.00	\$180,229.00	\$180,229.00
0100-0010-0-1110-2700-130000-525-00-0000	\$0.00	\$122,929.00	\$122,929.00
0100-0010-0-1110-2700-130000-323-00-0000	\$0.00	\$134,328.00	\$134,328.00
0100-0010-0-1110-2700-130000-424-00-0000	\$0.00	\$134,328.00	\$134,328.00
0100-0010-0-1110-2700-130000-222-00-0000	\$0.00	\$146,784.00	\$146,784.00
0100-0000-0-1110-2700-130000-424-00-0000	\$0.00	\$153,986.00	\$153,986.00
0100-0000-0-1110-2700-130000-222-00-0000	\$0.00	\$158,605.00	\$158,605.00
0100-0000-0-1110-2700-130000-323-00-0000	\$0.00	\$158,605.00	\$158,605.00
0100-0000-0-1110-2700-130000-525-00-0000	\$0.00	\$158,605.00	\$158,605.00
0100-0000-0-0000-7100-130000-121-00-0000	\$0.00	\$231,152.00	\$231,152.00
0100-3010-0-0000-2110-190000-121-31-0307	\$0.00	\$16,240.00	\$16,240.00
0100-0332-0-1110-3110-190000-121-31-0202	\$0.00	\$192,528.00	\$192,528.00
0100-0000-0-0000-2110-190000-121-00-0000	\$0.00	\$452,915.00	\$452,915.00
0100-0000-0-1110-1000-210000-222-00-0000	\$0.00	\$200.00	\$200.00
0100-0000-0-1166-1000-210000-121-00-0000	\$0.00	\$300.00	\$300.00
***Expense Total	\$0.00	\$38,382,275.65	\$38,382,275.65
Balance Sheet Accounts			
0100-0000-0-0000-0000-971100-000-00-0000	\$0.00	\$2,500.00	\$2,500.00
0100-0000-0-0000-0000-978000-000-00-0000	\$0.00	\$1,000,000.00	\$1,000,000.00
0100-0000-0-0000-0000-978051-000-00-0000	\$0.00	\$3,000,000.00	\$3,000,000.00
0100-0000-0-0000-0000-978900-000-00-0000	\$0.00	\$1,100,000.00	\$1,100,000.00
0100-0332-0-0000-0000-979100-000-00-0000	\$0.00	(\$546,280.08)	(\$546,280.08)
0100-0315-0-1110-1000-979100-000-00-0000	\$0.00	(\$11,600.00)	(\$11,600.00)
0100-9010-0-0000-0000-979100-000-00-0000	\$0.00	(\$5,710.00)	(\$5,710.00)
0100-0045-0-0000-0000-979100-000-00-0000	\$0.00	(\$687.69)	(\$687.69)
0100-0051-0-0000-0000-979100-000-00-0000	\$0.00	\$1.71	\$1.71
0100-0015-0-0000-0000-979100-000-00-0000	\$0.00	\$41.39	\$41.39
0100-7415-0-0000-0000-979100-000-00-0000	\$0.00	\$55.08	\$55.08
0100-0312-0-0000-0000-979100-000-00-0000	\$0.00	\$136.40	\$136.40
0100-6537-0-0000-0000-979100-000-00-0000	\$0.00	\$172.33	\$172.33
0100-0311-0-0000-0000-979100-000-00-0000	\$0.00	\$6,172.91	\$6,172.91
0100-9062-0-0000-0000-979100-000-00-0000	\$0.00	\$8,090.52	\$8,090.52
0100-7510-0-0000-0000-979100-000-00-0000	\$0.00	\$10,322.00	\$10,322.00
0100-0026-0-0000-0000-979100-000-00-0000	\$0.00	\$16,494.64	\$16,494.64
0100-0333-0-0000-0000-979100-000-00-0000	\$0.00	\$17,653.00	\$17,653.00
0100-7311-0-0000-0000-979100-000-00-0000	\$0.00	\$18,073.00	\$18,073.00
0100-0097-0-0000-0000-979100-000-00-0000	\$0.00	\$22,664.15	\$22,664.15
0100-7426-0-0000-0000-979100-000-00-0000	\$0.00	\$60,944.72	\$60,944.72
0100-0038-0-0000-0000-979100-000-00-0000	\$0.00	\$63,696.92	\$63,696.92
0100-6500-0-0000-0000-979100-000-00-0000	\$0.00	\$77,186.32	\$77,186.32

Pending Budget Revision
Control Number 20240002
 Resolution No. I-06-16-2023

Fund: 0100 General Fund

FD---RE---Y-GO---FN---OB-----SI--L1-L2	Revised	Adjustments	Proposed
Balance Sheet Accounts			
0100-6546-0-0000-0000-979100-000-00-0000	\$0.00	\$117,760.80	\$117,760.80
0100-0050-0-0000-0000-979100-000-00-0000	\$0.00	\$190,701.75	\$190,701.75
0100-6547-0-0000-0000-979100-000-00-0000	\$0.00	\$261,087.00	\$261,087.00
0100-6266-0-0000-0000-979100-000-00-0000	\$0.00	\$283,195.07	\$283,195.07
0100-6300-0-0000-0000-979100-000-00-0000	\$0.00	\$356,363.48	\$356,363.48
0100-1100-0-0000-0000-979100-000-00-0000	\$0.00	\$391,365.74	\$391,365.74
0100-1400-0-0000-0000-979100-000-00-0000	\$0.00	\$423,204.00	\$423,204.00
0100-6762-0-0000-0000-979100-000-00-0000	\$0.00	\$484,032.00	\$484,032.00
0100-8150-0-0000-0000-979100-000-00-0000	\$0.00	\$760,579.82	\$760,579.82
0100-0010-0-0000-0000-979100-000-00-0000	\$0.00	\$1,246,814.62	\$1,246,814.62
0100-2600-0-0000-0000-979100-000-00-0000	\$0.00	\$1,455,617.00	\$1,455,617.00
0100-7435-0-0000-0000-979100-000-00-0000	\$0.00	\$1,879,056.00	\$1,879,056.00
0100-0000-0-0000-0000-979100-000-00-0000	\$0.00	\$14,478,027.01	\$14,478,027.01
***Balance Sheet Account Total	<u>\$0.00</u>	<u>\$27,167,731.61</u>	<u>\$27,167,731.61</u>
Fund Totals			
Total: Income	\$0.00	\$37,272,428.34	\$37,272,428.34
Total: Expenses	\$0.00	\$38,382,275.65	\$38,382,275.65
Total: Balance Sheet Accounts	\$0.00	\$27,167,731.61	\$27,167,731.61

Pending Budget Revision
Control Number 20240002

Resolution No. I-06-16-2023

Fund: 1300 Cafeteria Fund

FD---RE---Y-GO---FN---OB-----SI--L1-L2	Revised	Adjustments	Proposed
Income			
1300-5310-0-0000-3700-822000-000-00-0000	\$0.00	\$712,000.00	\$712,000.00
1300-5310-0-0000-3700-852000-000-00-0000	\$0.00	\$786,200.00	\$786,200.00
1300-5310-0-0000-3700-863400-000-00-0000	\$0.00	\$10,000.00	\$10,000.00
1300-5310-0-0000-0000-866000-000-00-0000	\$0.00	\$500.00	\$500.00
1300-0000-0-0000-0000-869900-000-00-0000	\$0.00	\$130.36	\$130.36
***Income Total	<u>\$0.00</u>	<u>\$1,508,830.36</u>	<u>\$1,508,830.36</u>
Expenses			
1300-5310-0-0000-3700-580011-000-00-0000	\$0.00	\$6,000.00	\$6,000.00
1300-5310-0-0000-3700-580040-000-00-0000	\$0.00	\$1,000.00	\$1,000.00
1300-5310-0-0000-3700-220000-000-00-0000	\$0.00	\$336,782.00	\$336,782.00
1300-5310-0-0000-3700-220010-000-00-0000	\$0.00	\$5,000.00	\$5,000.00
1300-5310-0-0000-3700-230000-000-00-0000	\$0.00	\$70,672.00	\$70,672.00
1300-5310-0-0000-3700-350200-000-00-0000	\$0.00	\$2,189.00	\$2,189.00
1300-5310-0-0000-3700-240000-000-00-0000	\$0.00	\$30,323.00	\$30,323.00
1300-5310-0-0000-3700-240010-000-00-0000	\$0.00	\$500.00	\$500.00
1300-5310-0-0000-3700-360200-000-00-0000	\$0.00	\$5,456.00	\$5,456.00
1300-5310-0-0000-3700-430000-000-00-0000	\$0.00	\$60,000.00	\$60,000.00
1300-5310-0-0000-3700-320200-000-00-0000	\$0.00	\$101,707.00	\$101,707.00
1300-0000-0-0000-3700-470000-000-00-0000	\$0.00	\$145.06	\$145.06
1300-5310-0-0000-3700-470000-000-00-0000	\$0.00	\$200,000.00	\$200,000.00
1300-5310-0-0000-3700-470001-000-00-0000	\$0.00	\$200,000.00	\$200,000.00
1300-5310-0-0000-3700-470002-000-00-0000	\$0.00	\$150,000.00	\$150,000.00
1300-5310-0-0000-3700-470004-000-00-0000	\$0.00	\$6,000.00	\$6,000.00
1300-5310-0-0000-3700-470010-000-00-0000	\$0.00	\$4,000.00	\$4,000.00
1300-5310-0-0000-3700-520000-000-00-0000	\$0.00	\$5,000.00	\$5,000.00
1300-5310-0-0000-3700-520003-000-00-0000	\$0.00	\$1,000.00	\$1,000.00
1300-5310-0-0000-3700-330200-000-00-0000	\$0.00	\$33,490.00	\$33,490.00
1300-5310-0-0000-3700-530000-000-00-0000	\$0.00	\$2,000.00	\$2,000.00
1300-5310-0-0000-3700-560000-000-00-0000	\$0.00	\$5,000.00	\$5,000.00
1300-5310-0-0000-3700-580003-000-00-0000	\$0.00	\$3,000.00	\$3,000.00
1300-5310-0-0000-3700-340200-000-00-0000	\$0.00	\$85,000.00	\$85,000.00
1300-5310-0-0000-3700-560009-000-00-0000	\$0.00	\$9,000.00	\$9,000.00
***Expense Total	<u>\$0.00</u>	<u>\$1,323,264.06</u>	<u>\$1,323,264.06</u>
Balance Sheet Accounts			
1300-5310-0-0000-0000-971100-000-00-0000	\$0.00	\$1,500.00	\$1,500.00
1300-5310-0-0000-0000-971200-000-00-0000	\$0.00	\$34,179.82	\$34,179.82
1300-5810-0-0000-0000-974000-000-00-0000	\$0.00	\$614.00	\$614.00
1300-5310-0-0000-0000-974000-000-00-0000	\$0.00	\$169,626.52	\$169,626.52
1300-0199-0-0000-0000-979100-000-00-0000	\$0.00	\$14.70	\$14.70
1300-5810-0-0000-0000-979100-000-00-0000	\$0.00	\$614.00	\$614.00
1300-5330-0-0000-0000-979100-000-00-0000	\$0.00	\$4,259.18	\$4,259.18

Pending Budget Revision
Control Number 20240002
Resolution No. I-06-16-2023

Fund: 1300 Cafeteria Fund

FD---RE---Y-GO---FN---OB-----SI--L1-L2	Revised	Adjustments	Proposed
Balance Sheet Accounts			
1300-5310-0-0000-0000-979100-000-00-0000	\$0.00	\$171,991.94	\$171,991.94
***Balance Sheet Account Total	<u>\$0.00</u>	<u>\$382,800.16</u>	<u>\$382,800.16</u>
Fund Totals			
Total: Income	\$0.00	\$1,508,830.36	\$1,508,830.36
Total: Expenses	\$0.00	\$1,323,264.06	\$1,323,264.06
Total: Balance Sheet Accounts	\$0.00	\$382,800.16	\$382,800.16

Pending Budget Revision
Control Number 20240002
Resolution No. I-06-16-2023

Fund: 1400 Deferred Maintenance Fund

FD---RE---Y-GO---FN---OB-----SI--L1-L2	Revised	Adjustments	Proposed
Income			
1400-0000-0-0000-0000-866000-000-00-0000	\$0.00	\$9,500.00	\$9,500.00
1400-0000-0-0000-0000-869900-424-10-7592	\$0.00	\$95,576.00	\$95,576.00
1400-0000-0-0000-0000-869900-000-00-0000	\$0.00	\$271,202.00	\$271,202.00
***Income Total	<u>\$0.00</u>	<u>\$376,278.00</u>	<u>\$376,278.00</u>
Expenses			
1400-8150-0-0000-8500-617000-525-00-0000	\$0.00	\$959,611.92	\$959,611.92
1400-0000-0-0000-8500-620000-525-00-7588	\$0.00	\$630,000.00	\$630,000.00
1400-0000-0-0000-8500-620010-424-10-7592	\$0.00	\$95,573.90	\$95,573.90
1400-0000-0-0000-8500-640000-323-00-0000	\$0.00	\$10,000.00	\$10,000.00
1400-0000-0-0000-8500-640000-222-00-0000	\$0.00	\$158,517.78	\$158,517.78
1400-0000-0-0000-8500-560009-000-00-0000	\$0.00	\$10,000.00	\$10,000.00
***Expense Total	<u>\$0.00</u>	<u>\$1,863,703.60</u>	<u>\$1,863,703.60</u>
Balance Sheet Accounts			
1400-0000-0-0000-0000-979100-000-00-0000	\$0.00	\$527,813.68	\$527,813.68
1400-8150-0-0000-0000-979100-000-00-0000	\$0.00	\$959,611.92	\$959,611.92
***Balance Sheet Account Total	<u>\$0.00</u>	<u>\$1,487,425.60</u>	<u>\$1,487,425.60</u>
Fund Totals			
Total: Income	\$0.00	\$376,278.00	\$376,278.00
Total: Expenses	\$0.00	\$1,863,703.60	\$1,863,703.60
Total: Balance Sheet Accounts	\$0.00	\$1,487,425.60	\$1,487,425.60

Pending Budget Revision
Control Number 20240002
 Resolution No. I-06-16-2023

Fund: 2000 SPECIAL RESERVE FUND FOR O

FD---RE---Y-GO---FN---OB-----SI--L1-L2	Revised	Adjustments	Proposed
Income			
2000-0000-0-0000-0000-866000-000-00-0000	\$0.00	\$1,440.00	\$1,440.00
2000-0000-0-0000-0000-891200-000-00-0000	\$0.00	\$272,490.72	\$272,490.72
***Income Total	<u>\$0.00</u>	<u>\$273,930.72</u>	<u>\$273,930.72</u>
Expenses			
2000-0000-0-0000-9300-761900-000-00-0000	\$0.00	\$303,182.00	\$303,182.00
***Expense Total	<u>\$0.00</u>	<u>\$303,182.00</u>	<u>\$303,182.00</u>
Balance Sheet Accounts			
2000-0000-0-0000-0000-978000-000-00-0000	\$0.00	\$646,730.38	\$646,730.38
2000-0000-0-0000-0000-979100-000-00-0000	\$0.00	\$675,981.66	\$675,981.66
***Balance Sheet Account Total	<u>\$0.00</u>	<u>\$1,322,712.04</u>	<u>\$1,322,712.04</u>
Fund Totals			
Total: Income	\$0.00	\$273,930.72	\$273,930.72
Total: Expenses	\$0.00	\$303,182.00	\$303,182.00
Total: Balance Sheet Accounts	\$0.00	\$1,322,712.04	\$1,322,712.04

Pending Budget Revision
Control Number 20240002
 Resolution No. I-06-16-2023

Fund: 2500 Capital Facilities Fund

FD---RE---Y-GO---FN---OB-----SI--L1-L2	Revised	Adjustments	Proposed
Income			
2500-9010-0-0000-0000-866000-000-00-0000	\$0.00	\$400.00	\$400.00
2500-9010-0-0000-0000-868100-000-00-0000	\$0.00	\$7,000.00	\$7,000.00
***Income Total	<u>\$0.00</u>	<u>\$7,400.00</u>	<u>\$7,400.00</u>
Expenses			
2500-9010-0-0000-8100-580000-000-00-0000	\$0.00	\$1,250.00	\$1,250.00
***Expense Total	<u>\$0.00</u>	<u>\$1,250.00</u>	<u>\$1,250.00</u>
Balance Sheet Accounts			
2500-9010-0-0000-0000-979100-000-00-0000	\$0.00	\$31,738.23	\$31,738.23
***Balance Sheet Account Total	<u>\$0.00</u>	<u>\$31,738.23</u>	<u>\$31,738.23</u>
Fund Totals			
Total: Income	\$0.00	\$7,400.00	\$7,400.00
Total: Expenses	\$0.00	\$1,250.00	\$1,250.00
Total: Balance Sheet Accounts	\$0.00	\$31,738.23	\$31,738.23

Pending Budget Revision
Control Number 20240002

Resolution No. I-06-16-2023

Fund: 3500 SCHOOL FACILITY PROGRAM

FD---RE---Y-GO---FN---OB-----SI--L1-L2	Revised	Adjustments	Proposed
Income			
3500-0000-0-0000-0000-829000-424-10-7592	\$0.00	\$382,307.60	\$382,307.60
3500-0000-0-0000-0000-866000-000-00-0000	\$0.00	\$25,000.00	\$25,000.00
***Income Total	<u>\$0.00</u>	<u>\$407,307.60</u>	<u>\$407,307.60</u>
Expenses			
3500-0000-0-0000-8500-620000-000-00-0000	\$0.00	\$888,813.92	\$888,813.92
3500-0000-0-0000-8500-620010-424-10-7592	\$0.00	\$382,307.60	\$382,307.60
***Expense Total	<u>\$0.00</u>	<u>\$1,271,121.52</u>	<u>\$1,271,121.52</u>
Balance Sheet Accounts			
3500-7710-0-0000-0000-974000-000-00-0000	\$0.00	\$69,074.71	\$69,074.71
3500-0000-0-0000-0000-978000-000-00-0000	\$0.00	\$211,224.75	\$211,224.75
3500-7710-0-0000-0000-979100-000-00-0000	\$0.00	\$69,074.71	\$69,074.71
3500-0000-0-0000-0000-979100-000-00-0000	\$0.00	\$1,075,038.67	\$1,075,038.67
***Balance Sheet Account Total	<u>\$0.00</u>	<u>\$1,424,412.84</u>	<u>\$1,424,412.84</u>
Fund Totals			
Total: Income	\$0.00	\$407,307.60	\$407,307.60
Total: Expenses	\$0.00	\$1,271,121.52	\$1,271,121.52
Total: Balance Sheet Accounts	\$0.00	\$1,424,412.84	\$1,424,412.84

Pending Budget Revision
Control Number 20240002
 Resolution No. I-06-16-2023

Fund: 4000 Special Reserve - Capital Outlay

FD---RE---Y-GO---FN---OB-----SI--L1-L2	Revised	Adjustments	Proposed
Income			
4000-0000-0-0000-0000-829000-424-10-7592	\$0.00	\$1,433,653.50	\$1,433,653.50
***Income Total	<u>\$0.00</u>	<u>\$1,433,653.50</u>	<u>\$1,433,653.50</u>
Expenses			
4000-0000-0-0000-8500-620010-424-10-7592	\$0.00	\$1,433,653.50	\$1,433,653.50
***Expense Total	<u>\$0.00</u>	<u>\$1,433,653.50</u>	<u>\$1,433,653.50</u>
Balance Sheet Accounts			
4000-0000-0-0000-0000-978000-000-00-0000	\$0.00	\$37,981.26	\$37,981.26
4000-0000-0-0000-0000-979100-000-00-0000	\$0.00	\$37,981.26	\$37,981.26
***Balance Sheet Account Total	<u>\$0.00</u>	<u>\$75,962.52</u>	<u>\$75,962.52</u>
Fund Totals			
Total: Income	\$0.00	\$1,433,653.50	\$1,433,653.50
Total: Expenses	\$0.00	\$1,433,653.50	\$1,433,653.50
Total: Balance Sheet Accounts	\$0.00	\$75,962.52	\$75,962.52

**CENTRAL UNION SCHOOL DISTRICT
RESOLUTION #J-06-16-2023**

**BEFORE THE BOARD OF TRUSTEES
OF THE CENTRAL UNION SCHOOL DISTRICT
KINGS COUNTY, CALIFORNIA**

**IN THE MATTER OF
EDUCATION PROTECTION ACCOUNT**

WHEREAS, the voters approved Proposition 30 on November 6, 2012 and Proposition 55 on November 8, 2016;

WHEREAS, Proposition 30 added Article XIII, Section 36 to the California Constitution effective November 7, 2012; and Proposition 55 amended Article XIII, Section 36 of the California Constitution effective November 8, 2016 and commencing on January 1, 2018.

WHEREAS, the provisions of Article XIII, Section 36(e) create in the state General Fund an Education Protection Account to receive and disburse the revenues derived from the incremental increases in taxes imposed by Article XIII, Section 36(f);

WHEREAS, before June 30th of each year, the District shall estimate the total amount of additional revenues, less refunds that will be derived from the incremental increases in tax rates made pursuant to Article XIII, Section 36(f) that will be available for transfer into the Education Protection Account during the next fiscal year;

WHEREAS, if the sum determined by the State Controller is positive, the State Controller shall transfer the amount calculated into the Education Protection Account within ten days preceding the end of the fiscal year;

WHEREAS, all monies in the Education Protection Account are hereby continuously appropriated for the support of school districts, county offices of education, charter schools and community college districts;

WHEREAS, monies deposited in the Education Protection Account shall not be used to pay any costs incurred by the Legislature, the Governor or any agency of state government;

WHEREAS, a community college district, county office of education, school district, or charter school shall have the sole authority to determine how the monies received from the Education Protection Account are spent in the school or schools within its jurisdiction;

WHEREAS, the governing board of the district shall make the spending determinations with respect to monies received from the Education Protection Account in open session of a public meeting of the governing board;

WHEREAS, the monies received from the Education Protection Account shall not be used for salaries or benefits for administrators or any other administrative cost;

WHEREAS, each community college district, county office of education, school district and charter school shall annually publish on its Internet website an accounting of how much money was received from the Education Protection Account and how that money was spent;

WHEREAS, the annual independent financial and compliance audit required of community college districts, county offices of education, school districts and charter schools shall ascertain and verify whether the funds provided from the Education Protection Account have been properly disbursed and expended as required by Article XIII, Section 36 of the California Constitution;

WHEREAS, expenses incurred by community college districts, county offices of education, school districts and charter schools to comply with the additional audit requirements of Article XIII, Section 36 may be paid with funding from the Education Protection Act and shall not be considered administrative costs for purposes of Article XIII, Section 36.

NOW, THEREFORE, IT IS HEREBY RESOLVED:

1. The monies received from the Education Protection Account shall be spent as required by Article XIII, Section 36 and the spending determinations on how the money will be spent shall be made in open session of a public meeting of the governing board of the Central Union School District;
2. In compliance with Article XIII, Section 36(e), with the California Constitution, the governing board of the Central Union School District has determined to spend the monies received from the Education Protection Act as attached.

The foregoing Resolution was adopted at a regular meeting of the Board of Trustees of the Central Union Elementary School District on this 16th day of June 2023, by the following vote:

	AYE	NO	ABSTAIN	ABSENT
<hr/>	<input type="checkbox"/>	<input type="checkbox"/>	<input type="checkbox"/>	<input type="checkbox"/>
Dale Davidson, Trustee Area 1	<input type="checkbox"/>	<input type="checkbox"/>	<input type="checkbox"/>	<input type="checkbox"/>
<hr/>	<input type="checkbox"/>	<input type="checkbox"/>	<input type="checkbox"/>	<input type="checkbox"/>
Jeffrey Gilcrease, Trustee Area 2	<input type="checkbox"/>	<input type="checkbox"/>	<input type="checkbox"/>	<input type="checkbox"/>
<hr/>	<input type="checkbox"/>	<input type="checkbox"/>	<input type="checkbox"/>	<input type="checkbox"/>
Vacant, Trustee Area 3	<input type="checkbox"/>	<input type="checkbox"/>	<input type="checkbox"/>	<input type="checkbox"/>
<hr/>	<input type="checkbox"/>	<input type="checkbox"/>	<input type="checkbox"/>	<input type="checkbox"/>
Vacant, Trustee Area 4	<input type="checkbox"/>	<input type="checkbox"/>	<input type="checkbox"/>	<input type="checkbox"/>
<hr/>	<input type="checkbox"/>	<input type="checkbox"/>	<input type="checkbox"/>	<input type="checkbox"/>
Ceil Howe, III, Trustee Area 5	<input type="checkbox"/>	<input type="checkbox"/>	<input type="checkbox"/>	<input type="checkbox"/>

I, Jeffrey Gilcrease, Clerk of the Board of Trustees of the Central Union School District, do hereby certify that the foregoing Resolution was regularly introduced, passed and adopted by the Board of Trustees at its meeting held on June 16, 2023.

Jeffrey Gilcrease, Clerk
Board of Trustees
Central Union School District
Kings County, California

Expenditures through:

Jun 07, 2023

For Fund(s), Resource(s), and Project Year(s):

01 1400 0 Education Protection Account

Description	Object Codes	Amount
AMOUNT AVAILABLE FOR THIS FISCAL YEAR		
Adjusted Beginning Fund Balance	9791-9795	0.00
LCFF Sources	8010-8099	4,676,953.00
Federal Revenue	8100-8299	0.00
Other State Revenue	8300-8599	0.00
Other Local Revenue	8600-8799	0.00
All Other Financing Sources and Contributions	8900-8999	0.00
Unearned Revenue	9650	0.00
TOTAL AVAILABLE		4,676,953.00
EXPENDITURES AND OTHER FINANCING USES		
Certificated Salaries	1000-1999	4,253,749.00
Classified Salaries	2000-2999	0.00
Employee Benefits	3000-3999	0.00
Books and Supplies	4000-4999	0.00
Food Costs	except 4700 4700	0.00
Services and Other Operating Expenditures	5000-5999, except 5100-5199	0.00
Subagreements for Services	5100-5199	0.00
Capital Outlay	6000-6999	0.00
Other Outgo (Excluding Indirect Costs)	7000-7299, 7400-7499	0.00
Indirect Costs	7310, 7350	0.00
Other Financing Uses	7600-7999	0.00
TOTAL EXPENDITURES AND OTHER FINANCING USES		4,253,749.00
BALANCE (Total Available minus Total Expenditures and Other Financing Uses)		423,204.00
INDIRECT COSTS AS A PERCENTAGE OF ELIGIBLE EXPENDITURES		
Eligible Expenditures (Objects 1000-5999 except objects 4700 & 5100-5199)		4,253,749.00
Indirect Costs (Objects 7310 and 7350)		0.00
Indirect Costs divided by Eligible Expenditures		0.00%

**CENTRAL UNION SCHOOL DISTRICT
RESOLUTION #K-06-16-2023**

**BEFORE THE BOARD OF TRUSTEES
OF THE CENTRAL UNION SCHOOL DISTRICT
KINGS COUNTY, CALIFORNIA**

IN THE MATTER OF

**BOARD DELEGATION OF POWERS/DUTIES
OF GOVERNING BOARD (EDUCATION CODE §35161)**

WHEREAS, Education Code § 35161 provides that "the governing board of any school district may execute any powers delegated by law to it or to the district of which it is the governing board, and shall discharge any duty imposed by law upon it or upon the district of which it is the governing board ... "; and

WHEREAS, Stats. 1987, c. 1452, § 200, effective January 1, 1988, amended Education Code § 35161 and added the following new language which provides further that the governing board " ... may delegate to an officer or employee of the district any of those powers or duties. The governing board; however, retains ultimate responsibility over the performance of those powers or duties so delegated ... ", and

WHEREAS, the Board of Trustees of the Central Union Elementary School District recognizes that while the authority provided in Education Code § 35161 authorizes the Board to delegate any of its powers and duties, the Governing Board retains the ultimate responsibility over the performance of those powers or duties.

NOW, THEREFORE, IT IS HEREBY RESOLVED, that in accordance with the authority provided in Education Code § 35161, the Board of Trustees of the Central Union Elementary School District hereby delegates the authority to act on its behalf in performance of the duties and powers granted to the Board in law to the following officers or employees of the district and for the responsibilities and period of time indicated below:

- Board delegated power or duty including any limitations or restrictions applicable thereto for making necessary Budget adjustments/updates and year end close entries for the prior school fiscal year
- Board authorized district officers/employees: Chief Business Official/Teresa Santamaria
- Board authorized time period: July 1, 2023 through September 30, 2023

The foregoing Resolution was adopted at a regular meeting of the Board of Trustees of the Central Union Elementary School District on this 16th day of June 2023, by the following vote:

	AYE	NO	ABSTAIN	ABSENT
_____	<input type="checkbox"/>	<input type="checkbox"/>	<input type="checkbox"/>	<input type="checkbox"/>
Dale Davidson, Trustee Area 1	<input type="checkbox"/>	<input type="checkbox"/>	<input type="checkbox"/>	<input type="checkbox"/>
_____	<input type="checkbox"/>	<input type="checkbox"/>	<input type="checkbox"/>	<input type="checkbox"/>
Jeffrey Gilcrease, Trustee Area 2	<input type="checkbox"/>	<input type="checkbox"/>	<input type="checkbox"/>	<input type="checkbox"/>
_____	<input type="checkbox"/>	<input type="checkbox"/>	<input type="checkbox"/>	<input type="checkbox"/>
Vacant, Trustee Area 3	<input type="checkbox"/>	<input type="checkbox"/>	<input type="checkbox"/>	<input type="checkbox"/>
_____	<input type="checkbox"/>	<input type="checkbox"/>	<input type="checkbox"/>	<input type="checkbox"/>
Vacant, Trustee Area 4	<input type="checkbox"/>	<input type="checkbox"/>	<input type="checkbox"/>	<input type="checkbox"/>
_____	<input type="checkbox"/>	<input type="checkbox"/>	<input type="checkbox"/>	<input type="checkbox"/>
Ceil Howe, III, Trustee Area 5				


I, **Jeffrey Gilcrease**, do hereby certify that the foregoing Resolution was regularly introduced, passed and adopted by the Board of Trustees at its meeting held on June 16, 2023.

Jeffrey Gilcrease, Clerk
 CUESD Board of Trustees
 Central Union School District
 Kings County, California

Thomas Addington

Superintendent

15783 18th Avenue
Lemoore, CA 93245
Telephone (559) 924-3405
Fax (559) 924-1153



Central Union School District
Lemoore, CA

To: Tom Addington
From: Cindee Rael
Date: June 12, 2023

For Board Meeting

- Action (Consent or New Business)
- Information

Item:

2023-24 Application for Funding

Rationale/Purpose:

The Consolidated Application (ConApp) is used by the California Department of Education (CDE) to distribute categorical funds from various federal programs to county offices, school districts, and direct-funded charter schools throughout California.

Annually, in June, each local educational agency (LEA) submits the spring release of the application to document participation in these programs and provide assurances that the LEA will comply with the legal requirements of each program. This year, the application is being released later, date yet to be determined.

See also the attached description of programs for which the District is applying for funding.

Fiscal Impact:

Program entitlements are determined by formulas contained in the laws that created the programs. The Application for Funding is a required step to receive program funds.

Recommendation:

The District Governing Board approves the Application for Funding.

Thomas Addington

Superintendent

15783 18th Avenue
Lemoore, CA 93245
Telephone (559) 924-3405
Fax (559) 924-1153



Central Union School District
Lemoore, CA

Consolidated Application for Funding 2023-24

- Title I, Part A, Helping Disadvantaged Children

A federal program to ensure that all children have a fair, equal, and significant opportunity to obtain a high-quality education and reach, at a minimum, proficiency on challenging state academic achievement standards and state academic assessments. LEA must engage in timely and meaningful consultation with appropriate private school officials.

This money provides supplemental funds to be used to help improve instruction in high-poverty schools and ensure that poor and minority children have the same opportunity as other children to meet challenging State academic standards.

- Title II, Part A, Improving Teacher Quality

A federal program that increases student academic achievement through strategies such as improving teacher and principal quality and increasing the number of highly qualified teachers in the classroom and highly qualified principals and assistant principals in schools.

This money is used for training and recruiting high-quality teachers.

- Title III, Part A, English Language Acquisition, and Language Enhancement, and Academic Achievement

A federal program to provide supplementary programs and services to assist LEP students in achieving grade-level and graduation standards, as well as assisting LEP students with acquiring English

This money is used to assist limited English proficient children to attain English proficiency and achieve the academic standards in content areas.

- Title IV, Part A, (Student Support)

Federal funds intended to increase the capacity of local educational agencies (LEAs) and schools to meet the goals of ESSA by (1) providing all students with access to well-rounded education, (2) improving school conditions for student learning, and (3) improving the use of technology in order to improve the academic achievement and digital literacy of all students


An LEA may transfer all, or a portion of, funds it receives under Title IV, Part A to other programs to better address local needs. The programs to which the LEA may transfer these funds are: Title I, Parts A, C, or D; Title II, Part A; Title III, Part A; and, Title V, Part B. Before an LEA may transfer funds, it must engage in timely and meaningful consultation with appropriate private school officials.

**CUSD utilizes Federal Transferability to transfer Title IV Funds into Title II.*

Thomas Addington

Superintendent

15783 18th Avenue
Lemoore, CA 93245
Telephone (559) 924-3405
Fax (559) 924-1153



Central Union School District
Lemoore, CA

To: Tom Addington
From: Cindee Rael
Date: June 16, 2023

For Board Meeting

- Action (Consent or New Business)
- Information

Item:

Federal Addendum

Rationale/Purpose:

The LEA Plan (LEAP) is the plan that communicates the District's plan for meeting its Mission and Vision as well as State Priorities and Federal Program requirements. Under provisions within ESSA, each LEA completes, the Local Control Accountability Plan (LCAP), Consolidated Application, and Federal Addendum. These three components together make up the Districts LEA Plan.

Currently, the District Annually completes the LCAP which is a state plan designed to demonstrate use of LCFF (State) funds. The District also completes the Consolidated Application which is a system for applying for and reporting use of Title (Federal) funds.

The Federal Addendum must be reviewed annually and updated as needed.

Fiscal Impact:

Without a Federal Addendum which has been Board Approved and State Approved, the LEA will not receive Title I, II, III or IV Funds as applied for in Consolidated Application.

Recommendation:

The District Governing Board approves the Federal Addendum.

**Local Control and Accountability Plan (LCAP)
Every Student Succeeds Act (ESSA)
Federal Addendum Template**

School Year

2023-24

Date of Board Approval

LEA Name

Central Union Elementary Sch Dist

CDS Code:

16-63883-0000000

Link to the LCAP:

(optional)

For which ESSA programs apply to your LEA?

Choose From:

TITLE I, PART A

Improving Basic Programs Operated by State and Local Educational Agencies

TITLE II, PART A

Supporting Effective Instruction

TITLE III, PART A

Language Instruction for English Learners and Immigrant Students

TITLE IV, PART A

Student Support and Academic Enrichment Grants

(note: This list only includes ESSA programs with LEA plan requirements; not all ESSA programs.)

The LEA does not apply for Title III Immigrant Funding.

In the following pages, ONLY complete the sections for the corresponding programs.

Instructions

The LCAP Federal Addendum is meant to supplement the LCAP to ensure that eligible LEAs have the opportunity to meet the Local Educational Agency (LEA) Plan provisions of the ESSA.

The LCAP Federal Addendum Template must be completed and submitted to the California Department of Education (CDE) to apply for ESSA funding. LEAs are encouraged to review the LCAP Federal Addendum annually with their LCAP, as ESSA funding should be considered in yearly strategic planning.

The LEA must address the Strategy and Alignment prompts provided on the following page.

Each provision for each program must be addressed unless the provision is not applicable to the LEA.

In addressing these provisions, LEAs must provide a narrative that addresses the provision **within the LCAP Federal Addendum Template.**

Under State Priority Alignment, state priority numbers are provided to demonstrate where an ESSA provision aligns with state priorities. This is meant to assist LEAs in determining where ESSA provisions may already be addressed in the LEA's LCAP, as it demonstrates the LEA's efforts to support the state priorities.

The CDE emphasizes that **the LCAP Federal Addendum should not drive LCAP development.** ESSA funds are supplemental to state funds, just as the LCAP Federal Addendum supplements your LCAP. **LEAs are encouraged to integrate their ESSA funds into their LCAP development as much as possible to promote strategic planning of all resources;** however, this is not a requirement. In reviewing the LCAP Federal Addendum, staff will evaluate the LEA's responses to the ESSA plan provisions. There is no standard length for the responses. LEAs will be asked to clarify insufficient responses during the review process.

This template is designed to be used by LEAs who already have completed their LCAP Federal Addendum and received approval from CDE. This template will support LEAs with the review of their LCAP Federal Addendum and revision.

The review and revision of the LCAP Federal Addendum do not need to be submitted to CDE for approval. However, an LEA should have their local Board approve any revisions.

Even if the LEA plans to transfer all of its title funds, it must still address all of the provisions of the title from which it is transferring its funds. The LEA must first meet the application requirements of those funds before it can elect to transfer those funds to another title.

California's ESSA State Plan significantly shifts the state's approach to the utilization of federal resources in support of underserved student groups. This LCAP Federal Addendum provides LEAs with the opportunity to document their approach to maximizing the impact of federal investments in support of underserved students.

The implementation of ESSA in California presents an opportunity for LEAs to innovate with their federally-funded programs and align them with the priority goals they are realizing under the state's Local Control Funding Formula (LCFF).

LCFF provides LEAs flexibility to design programs and provide services that meet the needs of students in order to achieve readiness for college, career, and lifelong learning. The LCAP planning process supports continuous cycles of action, reflection, and improvement.

Please respond to the prompts below, and in the pages that follow, to describe the LEA's plan for making the best use of federal ESEA resources in alignment with other federal, state, and local programs as described in the LEA's LCAP.

Strategy

Explain the LEA's strategy for using federal funds to supplement and enhance local priorities or initiatives funded with state funds, as reflected in the LEA's LCAP. This shall include describing the rationale/evidence for the selected use(s) of federal funds within the context of the LEA's broader strategy reflected in the LCAP.

Central Union Elementary School District has worked to align Goals, Expected Outcomes, Actions and funds to support improved performance and growth of all students. We have 3 District LCAP Goals. These goals also serve as the overarching goals for School Plans for Student Achievement. Sites develop SMART Goals based on site level data to support the overarching goals.

Goal 1: All students will be provided the CONDITIONS FOR LEARNING leading to college and career readiness. They will receive a broad educational program delivered by qualified staff using standards aligned instructional materials in facilities which are well maintained. (Priorities 1, 2, & 7)

Goal 2: Parents, Students, and the community will be ENGAGED to participate collaboratively in the educational process. (Priorities 3, 5 & 6).

Goal 3: All students will make progress towards proficiency ACHIEVEMENT of State adopted standards through data driven decision making. (Priorities 4 & 8).

Each year, the District completes a comprehensive needs assessment. Data is gathered from multiple sources and analyzed by the LEA and stakeholder groups. Multiple opportunities are provided for Stakeholder input. Goals, Actions/Services and Funding are reviewed annually to ensure effective use of funds to achieve goals. All LCAP Goals are supported by State Funds and supplemented through appropriate Federal Funds.

Alignment

Describe the efforts that the LEA will take to align use of federal funds with activities funded by state and local funds and, as applicable, across different federal grant programs.

Central Union Elementary School District takes great effort to align the use of federal funds with activities funded by state and local funds.

Goal 1 is aligned to Basic Services (Priority 1), Implementation of State Standards (Priority 2), and Access to Broad Course of Study (Priority 7). Actions and services to support this goal include qualified and appropriately assigned teachers, Standards Aligned materials, and facilities in good repair. A Broad Course of Study including Designated and Integrated ELD for all English Learners is also included. The goal is funded solely through State and Local Funds.

Goal 2 includes actions and services to increase Parent Involvement (Priority 3), Pupil Engagement (Priority 5) and provide a positive School Climate (Priority 6). Actions and services in this goal include actively engaging parents in the Learning Process by building relationships, utilizing system for 2-way communication and providing resources to support learning at home. In an effort to reduce Chronic absenteeism, Suspension rate, Expulsion rate and Dropout rates, the LEA is implementing a Multi-Tiered System of Supports (Goal 2, Action 2) including Counselors to address the social-emotional and behavioral needs of students. PE Staff and Counselors will be collaborating on effective strategies for including key SEL in Physical Education. Creating and Sustaining a School Climate and Connectedness (Goal 2, Action 3) is further supported by a School Resource Officer. All funded through State and local funds.

Goal 3 focuses on Student Achievement and includes actions and services aligned to Student Achievement (Priority 4) and Other Student Outcomes (Priority 8). Actions and Services supporting this goal include a comprehensive Professional Learning (PL) Plan which supports implementing the PLC Process and MTSS/RTI. Student achievement is further supported by continuing to provide up-to date technology, targeted additional services, and instructional aides. Funded through State, local funds, and Federal Title II. Goal 3 also includes actions specifically designed to support English Learners including targeted ELD additional services (State funded) and ELD Coaching & Supplementary Materials (Title III funded). Supports for students experiencing Homelessness and Title I administrative costs also support Goal 3 (Title I Funded).

ESSA Provisions Addressed Within the LCAP

Within the LCAP an LEA is required to describe its goals and the specific actions to achieve those goals, for each of the LCFF state priorities. In an approvable LCAP, it will be apparent from the descriptions of the goals, actions, and services how an LEA is acting to address the following ESSA provisions through the aligned LCFF state priorities and/or the state accountability system.

TITLE I, PART A

Monitoring Student Progress Towards Meeting Challenging State Academic Standards

ESSA SECTION	STATE PRIORITY ALIGNMENT
1112(b)(1) (A–D)	1, 2, 4, 7, 8 <i>(as applicable)</i>

Describe how the LEA will monitor students' progress in meeting the challenging state academic standards by:

- (A) developing and implementing a well-rounded program of instruction to meet the academic needs of all students;
- (B) identifying students who may be at risk for academic failure;
- (C) providing additional educational assistance to individual students the LEA or school determines need help in meeting the challenging State academic standards; and
- (D) identifying and implementing instructional and other strategies intended to strengthen academic programs and improve school conditions for student learning.

Overuse in Discipline Practices that Remove Students from the Classroom

ESSA SECTION	STATE PRIORITY ALIGNMENT
1112(b)(11)	6 <i>(as applicable)</i>

Describe how the LEA will support efforts to reduce the overuse of discipline practices that remove students from the classroom, which may include identifying and supporting schools with high rates of discipline, disaggregated by each of the student groups, as defined in Section 1111(c)(2).

Career Technical and Work-based Opportunities

ESSA SECTION	STATE PRIORITY ALIGNMENT
1112(b)(12)(A–B)	2, 4, 7 <i>(as applicable)</i>

If determined appropriate by the LEA, describe how such agency will support programs that coordinate and integrate:

- (A) academic and career and technical education content through coordinated instructional strategies, that may incorporate experiential learning opportunities and promote skills attainment important to in-demand occupations or industries in the State; and
- (B) work-based learning opportunities that provide students in-depth interaction with industry professionals and, if appropriate, academic credit.

TITLE II, PART A

Title II, Part A Activities

ESSA SECTION	STATE PRIORITY ALIGNMENT
2102(b)(2)(A)	1, 2, 4 (<i>as applicable</i>)

Provide a description of the activities to be carried out by the LEA under this Section and how these activities will be aligned with challenging State academic standards.

TITLE III, PART A

Parent, Family, and Community Engagement

ESSA SECTION	STATE PRIORITY ALIGNMENT
3116(b)(3)	3, 6 (<i>as applicable</i>)

Describe how the eligible entity will promote parent, family, and community engagement in the education of English learners.

ESSA Provisions Addressed in the Consolidated Application and Reporting System

An LEA addresses the following ESSA provision as part of completing annual reporting through the Consolidated Application and Reporting System (CARS).

TITLE I, PART A

Poverty Criteria

ESSA SECTION(S)	STATE PRIORITY ALIGNMENT
1112(b)(4)	N/A

Describe the poverty criteria that will be used to select school attendance areas under Section 1113.

ESSA Provisions Not Addressed in the LCAP

For the majority of LEAs, the ESSA provisions on the following pages do not align with state priorities. **Each provision for each program provided on the following pages must be addressed** unless the provision is not applicable to the LEA. In addressing these provisions, LEAs must provide a narrative that addresses the provision **within this addendum**.

As previously stated, the CDE emphasizes that the LCAP Federal Addendum should not drive LCAP development. ESSA funds are supplemental to state funds, just as the LCAP Federal Addendum supplements your LCAP. **LEAs are encouraged to integrate their ESSA funds into their LCAP** development as much as possible to promote strategic planning of all resources; however, this is not a requirement. In reviewing the LCAP Federal Addendum, staff will evaluate the LEA's responses to the ESSA plan provisions. There is no standard length for the responses. LEAs will be asked to clarify insufficient responses during the review process.

TITLE I, PART A

Educator Equity

ESSA SECTION 1112(b)(2) – *Not Applicable to Charters and Single School Districts.*

Describe how the LEA will identify and address, as required under State plans as described in Section 1111(g)(1)(B), any disparities that result in low-income students and minority students being taught at higher rates than other students by ineffective, inexperienced, or out-of-field teachers.

NOTE: In this section, LEAs must identify and address disparities. Tools on the CDEs website (<https://www.cde.ca.gov/pd/ee/peat.asp>) can help with this process. LEAs are required to specifically address the following at comparable sites:

1. What # and % of teachers at sites are inexperienced, misassigned, or out-of-field in relation to:
 - a. Number of low-income students
 - b. Number of minority students
2. Does the LEA have an educator equity gap –
 - a. If yes, must create a plan which must include root cause analysis of the disparity
 - b. A plan must be created with meaningful educational partner engagement.

Educator Equity Data Tables available [here](#).

THIS ESSA PROVISION IS ADDRESSED BELOW:

The LEA's process for identifying disparities begins with collection of data. Total Enrollment, Minority Enrollment (CALPADS Report 1.4) and Low-Income Enrollment (CALPADS 1.17) numbers are collected by site and LEA. The number of Inexperienced teachers per site is gathered from CALPADS Report 4.4 Staff Profile or DataQuest Staffing Report. Ineffective (mis-assigned) and out-of-field teachers (haven't yet demonstrated subject matter competence) are identified by Human Resources in coordination with our County Office of Education. Count of Ineffective and out-of-field teachers is provided by Human Resources. California Equity Tools are utilized to compile and analyze data gathered to determine any disparities in low-income and minority students being taught at higher rates by teachers who are Inexperienced, Ineffective or out-of-field. Stakeholders are engaged in the process.

The LEA has 0 Ineffective and 0 Out-of-Field teachers. Our District LCAP Goal 1: All students will be provided the CONDITIONS FOR LEARNING leading to college and career readiness. This provides equitable access for all students to a broad educational program delivered by qualified staff using standards aligned instructional materials in facilities which are well maintained. Priority 1 – Basic Services, a component of this goal includes Metric 1A – Teachers appropriately assigned & fully credentialed is reported annually in the LCAP as well as through the Local Indicator for Priority 1 in California Schools Dashboard. As a part of the hiring process, a potential employee's credential(s) and subject matter competencies are verified through the county office by the LEA's human resources. Data is collected and reported annually in each site's School Accountability Report Card (SARC). These reports are shared with stakeholder groups in our community through District Board Meetings and are posted on our website. The coordination and process of monitoring has consistently resulted in the District's rates of 100% credentialed and 0% mis-assigned. Therefore, neither low-income nor minority students are taught at higher rates than other students by ineffective or out-of-field teachers.

The LEA seeks to ensure there are no disparities in low-income or minority students being taught at higher rates than other students by ineffective or out-of-field teachers by hiring and appropriately assigning staff through the credential verification with the county office of education during the hiring process. However, if the LEA were to have an ineffective or out-of-field teacher, they would work with the county office support staff and the teacher to identify action steps needed should a mis-assignment occur.

Inexperienced teachers are teachers with 2 or fewer years experience. Teachers' Total Years of Service and Years in LEA are reported annually in CALPADS (report 4.4). Experienced teachers are sought during teacher recruitment. Educator equity data is collected and analyzed to identify any disparities. The LEA is comprised of 4 schools with Stratford School being the only site receiving Title I Funds. The District has a 7% rate of Inexperienced teachers (calculated using the Federal Addendum Data Collection Tool for Inexperience Teachers and 2021-22 CALPADS Report 4.4)

The LEA's overall Low-Income rate is 51%. Stratford School has 79% low-income students, the highest percentage in the District, and an Inexperienced Teacher rate of 5.55% which is lower than the LEA rate of Inexperienced Teachers (7%). The highest rate of Inexperienced teachers (10%) is at one of two sites with the lowest rate of Low-Income students (44%). Low-Income students for this site are being served by Inexperienced teachers at a higher rate. (Low-Income Rates per 2021-22 CALPADS 1.17)

The LEA's overall Minority Rate is 71%. Minority rates in the District are split between the larger schools, having minority rates of 61 and 56%, compared to smaller schools with percentage rates in the nineties. Central and Stratford Schools (smaller schools) have minority rates of 96% and 97% respectively. Larger Schools' Inexperienced rates are 7.31% (Akers) and 10% (Neutra). While Central and Stratford, the Title I school, do have the highest minority rates, they also have the lowest Inexperience Teacher rates (5.26% and 5.55%). These are well below the District rate of 7%. Overall, minority students are not being served by Inexperienced teachers at a higher rate with the exception of Central School. (Minority Rates per 2020-21 CALPADS 1.17)

Inexperienced teachers (2 years or fewer experience) are enrolled in an Induction Program with the local county office of education. They are also provided with a teacher mentor within the District. The District provides inexperienced teachers with additional professional development opportunities for additional support.

Stakeholders are engaged in the process through the LCAP Annual Update and input process. Data is shared and discussed at School Site Council (SSC), English Learner Advisory Committee (ELAC), District English Learner Advisory Committee (DELAC), Indian Education Council (IEC), District Advisory Council (DAC), and District Board Meetings. Should the LEA have inequities occur, DAC would be the primary committee representing all stakeholders to look at root cause analysis.


On November 6, 2019, the SBE approved updated definitions for “ineffective” and “out-of-field” teachers to be included in the amended California ESSA Consolidated State Plan.

Term	Definition
Ineffective teacher	<p>An ineffective teacher is any of the following:</p> <ul style="list-style-type: none"> • An individual whose assignment is legally authorized by an emergency permit that does not require possession of a full teaching license; or • A teacher who holds a teaching credential but does not possess a permit or authorization that temporarily allows them to teach outside of their credentialed area (misassigned) • An individual who holds no credential, permit, or authorization to teach in California. <p>Under this definition, teachers with the following limited emergency permits would be considered ineffective:</p> <ul style="list-style-type: none"> • Provisional Internship Permits, • Short-Term Staff Permits • Variable Term Waivers <p>Substitute permits or Teaching Permits for Statutory Leave (TSPL) holders serving as the teacher of record</p>
Out-of-field teacher	<p>A credentialed out-of-field teacher is: A credentialed teacher who has not yet demonstrated subject matter competence in the subject area(s) or for the student population to which he or she is assigned. Under this definition, the following limited permits will be considered out of the field:</p> <ul style="list-style-type: none"> • General Education Limited Assignment Permit (GELAP) • Special Education Limited Assignment Permit (SELAP) • Short-Term Waivers • Emergency English Learner or Bilingual Authorization Permits <p>Local Assignment Options (except for those made pursuant to the <i>California Code of Regulations</i>, Title 5, Section 80005[b])</p>
Inexperienced Teacher	A teacher who has two or fewer years of teaching experience.
Minority Student	A student who is American Indian/Alaska Native, Asian, African American, Filipino, Native Hawaiian/Pacific Islander, Hispanic, or Two or More Races Not Hispanic.
Low-Income Student	A student who is eligible to receive Free or Reduced-Price Meals

Parent and Family Engagement

ESSA SECTIONS 1112(b)(3) and 1112(b)(7)

Describe the strategy the LEA will use to implement effective parent and family engagement under Section 1116.



To meet this requirement, LEAs must provide a description of the following:

ESSA Section 1112(b)(3): how the LEA will carry out its responsibilities under paragraphs (1) and (2) of Section 1111(d);

1. How the LEA will involve parents and family members at identified schools in jointly developing Comprehensive Support and Improvement plans

2. How the LEA will involve parents and family members in identified schools in jointly developing the Targeted Support and Improvement plans
3. In the absence of the identification of any schools for Comprehensive Support and Improvement (CSI) or any schools for Targeted Assistance and Intervention (TSI), the LEA may write N/A. This provision will not be reviewed.

ESSA Section 1112(b)(7): the strategy the LEA will use to implement effective parent and family engagement under Section 1116; shall include how the LEA and its schools will build capacity for parent and family engagement by:

1. Describe the LEA parent and family engagement policy, and how it was developed jointly with, agree on with, and distribute to, parents and family members of participating children a written parent and family engagement policy (ESSA Section 1116(a)).
2. Describe how the LEA will provide assistance to parents of children served by the school or local educational agency, as appropriate, in understanding such topics as the challenging State academic standards, State and local academic assessments, the requirements of this part, and how to monitor a child's progress and work with educators to improve the achievement of their children; (ESSA Section 1116(e)(1))
3. Describe how the LEA will provide materials and training to help parents to work with their children to improve their children's achievement, such as literacy training and using technology (including education about the harms of copyright piracy), as appropriate, to foster parental involvement; (ESSA Section 1116(e)(2))
4. Describe how the LEA will educate teachers, specialized instructional support personnel, principals, other school leaders, and other staff, with the assistance of parents, in the value and utility of contributions of parents, and in how to reach out to, communicate with, and work with parents as equal partners, implement and coordinate parent programs, and build ties between parents and the school; (ESSA Section 1116(e)(3))
5. Describe how the LEA will to the extent feasible and appropriate, coordinate and integrate parent involvement programs and activities with other Federal, State, and local programs, including public preschool programs, and conduct other activities, such as parent resource centers, that encourage and support parents in more fully participating in the education of their children; (ESSA Section 1116(e)(4))
6. Describe how the LEA will ensure that information related to school and parent programs, meetings, and other activities is sent to the parents of participating children in a format and, to the extent practicable, in a language the parents can understand (ESSA Section 1116(e)(5))
7. Describe how the LEA will provide such other reasonable support for parental involvement activities as parents may request (ESSA Section 1116(e)(14)).
8. Describe how the LEA will provide opportunities for the informed participation of parents and family members (including parents and family members who have limited English proficiency, parents and family members with disabilities, and parents and family members of migratory children), including providing information and school reports in a format and, to the extent practicable, in a language, such parents understand (ESSA Section 1116(f)).

Also, include how the LEA will align parent involvement required in Section 1116 with the LCAP educational partner engagement process.

THIS ESSA PROVISION IS ADDRESSED BELOW:

The LEA has no schools identified for CSI or TSI.

The LEA has one Title I school which has a Schoolwide Program. It is compliant with all state and federal requirements such as Parent/School Compact, Parent Involvement Policy and Annual Title I Meeting. The school conducts a comprehensive needs assessment including review and analysis of data with stakeholders through School Site Council meetings. Opportunities for informed participation of parents and family members are provided in variety of ways. LEA and site provide all written communication to parents and families in both English and Spanish. In addition, English and Spanish messages are sent through the district's 2-way communication system when appropriate.

Translation services are also provided at all school events and parent meetings to ensure effective participation. Special accommodations will be made for communicating with families that have accessibility needs or other special needs that make corresponding with the school difficult. The LEA provides opportunities for informed participation of parents and family members of migratory children by meeting with parents and family members prior to students being away from school for an extended period of time and once students return to school after an extended absence to support parents in helping their children overcome academic disruption. When appropriate, Independent Study is provided to further minimize the academic disruption. Through the Site Plan development process, decisions are made regarding the use of evidence based practices and materials to address greatest needs to support students in meeting academic standards.

The LEA strives to build the capacity of parents as partners through effective parent and family engagement. The LEA parent and family engagement policy was originally developed with a stakeholder committee. LEA Parent and Family Engagement Policy and Parent Compact are distributed each year at Back to School Night and sent home to all parents and family members of participating students in the first week of school packet. Both documents are reviewed annually for input and revision as need. Parent Volunteer Training is held at each Back to School Night and regularly through the year to further enhance parent and family engagement. The importance of parent involvement is stressed during these trainings.

LCAP Goal 2, Action 1 allocates State funds to each site to be used in the implementation of parent and family engagement on their campus. In addition, the LEA Parent and Family Engagement Title I set-aside (Stratford SPSA) of 1% is expended by the Title I school in the District supplementing the LCFF funding. Through the LCAP engagement process and Site Plan development specific needs are identified for parent and family engagement. The LEA would provide for other reasonable support of parental involvement activities as parents may request through LCFF funding and Title I Parent and Family Set-aside. Parents give input on parent involvement activities through an annual survey and Title I Annual Meetings. Parents and families are also welcome to share input informally. Parent Engagement opportunities at the site focus on helping parents understand the challenging state standards as well as providing them materials and training on how to work with their children to improve academic achievement in the areas of literacy and math. The Title I site provides parents a variety of opportunities to learn specific strategies and receive materials to help parents work with their children in the area of literacy including foundational skills, comprehension and math. The LEA provides training to support parents understanding using technology. Parents are trained on how to access the parent portal of the LEA's student information system to monitor their children's academic progress as measured by grades and state testing. Mini training opportunities on topics including internet safety, harm of copyright piracy, and iPad navigation to support parents as they work with their children are provided at ELAC, DELAC, District Advisory Council (DAC), and as stand-alone trainings. Parent understanding of State Assessments is supported through training and additional resources linked on the District webpage including videos in English and Spanish.

The site has bilingual staff members available to assist parents in coordinating with community resources and services. The District's focus on connectedness includes connections with parents. The education of LEA staff including teachers, instructional support staff and administrators on parent and family engagement is an ongoing process. The value of parent contributions and working with them as partners is integrated in Administrator Meetings, Instructional Aides Meetings, and Staff Meetings.

Schoolwide Programs, Targeted Support Programs, and Programs for Neglected or Delinquent Children

ESSA SECTIONS 1112(b)(5) and 1112(b)(9)

Describe, in general, the nature of the programs to be conducted by the LEA's schools under sections 1114 and 1115 and, where appropriate, educational services outside such schools for children living in local institutions for neglected or delinquent children, and for neglected and delinquent children in community day school programs.

Describe how teachers and school leaders, in consultation with parents, administrators, paraprofessionals, and specialized instructional support personnel, in schools operating a targeted assistance school program under Section 1115, will identify the eligible children most in need of services under this part.

THIS ESSA PROVISION IS ADDRESSED BELOW:

N/A

Homeless Children and Youth Services

ESSA SECTION 1112(b)(6)

Describe the services the LEA will provide homeless children and youths, including services provided with funds reserved under Section 1113(c)(3)(A), to support the enrollment, attendance, and success of homeless children and youths, in coordination with the services the LEA is providing under the McKinney-Vento Homeless Assistance Act (42 United States Code 11301 et seq.).

THIS ESSA PROVISION IS ADDRESSED BELOW:

The District Homeless set-aside is indicated in the Consolidated Application and LCAP Goal 3, Action 8. Although the District has very few homeless students each year, a plan is in place to support their enrollment, attendance, and success.

When Homeless students are enrolled in schools within the Central Union School District, there is an enrollment procedure in place to ensure that identification and determination of need is completed to ensure the district is meeting the needs of the students and families. All homeless students are immediately enrolled and are automatically enrolled in the Free School Nutrition Program. Homeless students are also enrolled in Title 1 services regardless of site attending. Below is a list of the services provided to families based on individual needs determined when enrolled.

- Transportation (as necessary to ensure student remains in school of origin)
- Priority to Targeted Intervention and Summer School
- Provide School Supplies (based on need)
- Coordination of services (Medical, Dental, Mental, and Health Services through needs assessment)
- Connect Parent to Local Community Resources

Attendance, discipline referrals, academics and social-emotional behaviors of homeless students are monitored as a measure of success. Sites are responsible for the monitoring of students. The LEA Homeless liaison contacts the site if there are negative changes in any of success indicators.

Student Transitions

ESSA SECTIONS 1112(b)(8), 1112(b)(10), and 1112(b)(10) (A–B)

Describe, if applicable, how the LEA will support, coordinate, and integrate services provided under this part with early childhood education programs at the LEA or individual school level, including plans for the transition of participants in such programs to local elementary school programs.

Describe, if applicable, how the LEA will implement strategies to facilitate effective transitions for students from middle grades to high school and from high school to postsecondary education including:

- (A) through coordination with institutions of higher education, employers, and other local partners; and

(B) through increased student access to early college high school or dual or concurrent enrollment opportunities, or career counseling to identify student interests and skills.

THIS ESSA PROVISION IS ADDRESSED BELOW:

N/A

Additional Information Regarding Use of Funds Under this Part

ESSA SECTION 1112(b)(13) (A–B)

Provide any other information on how the LEA proposes to use funds to meet the purposes of this part, and that the LEA determines appropriate to provide, which may include how the LEA will:

- (A) assist schools in identifying and serving gifted and talented students; and
- (B) assist schools in developing effective school library programs to provide students an opportunity to develop digital literacy skills and improve academic achievement.

THIS ESSA PROVISION IS ADDRESSED BELOW:

N/A

TITLE I, PART D

Description of Program ESSA SECTION 1423(1)

Provide a description of the program to be assisted [by Title I, Part D].

THIS ESSA PROVISION IS ADDRESSED BELOW:

CUSD does not receive Title I, Part D funds.

Formal Agreements ESSA SECTION 1423(2)

Provide a description of formal agreements, regarding the program to be assisted, between the

(A) LEA; and

(B) correctional facilities and alternative school programs serving children and youth involved with the juvenile justice system, including such facilities operated by the Secretary of the Interior and Indian tribes.

THIS ESSA PROVISION IS ADDRESSED BELOW:

CUSD does not receive Title I, Part D funds.

Comparable Education Program ESSA SECTION 1423(3)

As appropriate, provide a description of how participating schools will coordinate with facilities working with delinquent children and youth to ensure that such children and youth are participating in an education program comparable to one operating in the local school such youth would attend.

THIS ESSA PROVISION IS ADDRESSED BELOW:

CUSD does not receive Title I, Part D funds.

Successful Transitions ESSA SECTION 1423(4)

Provide a description of the program operated by participating schools to facilitate the successful transition of children and youth returning from correctional facilities and, as appropriate, the types of services that such schools will provide such children and youth and other at-risk children and youth.

THIS ESSA PROVISION IS ADDRESSED BELOW:

CUSD does not receive Title I, Part D funds.

Educational Needs ESSA SECTION 1423(5)

Provide a description of the characteristics (including learning difficulties, substance abuse problems, and other special needs) of the children and youth who will be returning from correctional facilities and, as appropriate, other at-risk children

and youth expected to be served by the program, and a description of how the school will coordinate existing educational programs to meet the unique educational needs of such children and youth.

THIS ESSA PROVISION IS ADDRESSED BELOW:

CUSD does not receive Title I, Part D funds.

Social, Health, and Other Services

ESSA SECTION 1423(6)

As appropriate, provide a description of how schools will coordinate with existing social, health, and other services to meet the needs of students returning from correctional facilities, at-risk children or youth, and other participating children or youth, including prenatal health care and nutrition services related to the health of the parent and the child or youth, parenting and child development classes, child care, targeted reentry and outreach programs, referrals to community resources, and scheduling flexibility.

THIS ESSA PROVISION IS ADDRESSED BELOW:

CUSD does not receive Title I, Part D funds.

Postsecondary and Workforce Partnerships

ESSA SECTION 1423(7)

As appropriate, provide a description of any partnerships with institutions of higher education or local businesses to facilitate postsecondary and workforce success for children and youth returning from correctional facilities, such as through participation in credit-bearing coursework while in secondary school, enrollment in postsecondary education, participation in career and technical education programming, and mentoring services for participating students.

THIS ESSA PROVISION IS ADDRESSED BELOW:

CUSD does not receive Title I, Part D funds.

Parent and Family Involvement

ESSA SECTION 1423(8)

As appropriate, provide a description of how the program will involve parents and family members in efforts to improve the educational achievement of their children, assist in dropout prevention activities, and prevent the involvement of their children in delinquent activities.

THIS ESSA PROVISION IS ADDRESSED BELOW:

CUSD does not receive Title I, Part D funds.

Program Coordination

ESSA SECTION 1423(9–10)

Provide a description of how the program under this subpart will be coordinated with other Federal, State, and local programs, such as programs under title I of the Workforce Innovation and Opportunity Act and career and technical education programs serving at-risk children and youth.

Include how the program will be coordinated with programs operated under the Juvenile Justice and Delinquency Prevention Act of 1974 and other comparable programs, if applicable.

THIS ESSA PROVISION IS ADDRESSED BELOW:

CUSD does not receive Title I, Part D funds.

Probation Officer Coordination

ESSA SECTION 1423(11)

As appropriate, provide a description of how schools will work with probation officers to assist in meeting the needs of children and youth returning from correctional facilities.

THIS ESSA PROVISION IS ADDRESSED BELOW:

CUSD does not receive Title I, Part D funds.

Individualized Education Program Awareness

ESSA SECTION 1423(12)

Provide a description of the efforts participating schools will make to ensure correctional facilities working with children and youth are aware of a child's or youth's existing individualized education program.

THIS ESSA PROVISION IS ADDRESSED BELOW:

CUSD does not receive Title I, Part D funds.

Alternative Placements

ESSA SECTIONS 1423(13)

As appropriate, provide a description of the steps participating schools will take to find alternative placements for children and youth interested in continuing their education but unable to participate in a traditional public school program.

THIS ESSA PROVISION IS ADDRESSED BELOW:

CUSD does not receive Title I, Part D funds.

TITLE II, PART A

Professional Growth and Improvement

ESSA SECTION 2102(b)(2)(B)

Provide a description of the LEA's systems of professional growth and improvement, such as induction for teachers, principals, or other school leaders and opportunities for building the capacity of teachers and opportunities to develop meaningful teacher leadership.

THIS ESSA PROVISION IS ADDRESSED BELOW:

Address these questions:

1. Please provide a description of the LEA's systems of professional growth and improvement for teachers, principals, and other school leaders.
2. Please address principals, teachers, and other school leaders separately.
3. Please explain how the systems promote professional growth and ensure improvement, including how the LEA measures growth and improvement
4. Please describe how the systems support principals, teachers, and other school leaders from the beginning of their careers, throughout their careers, and through advancement opportunities
5. Please describe how the LEA evaluates its systems of professional growth and improvement and makes adjustments to ensure continuous improvement within these systems.

The LEA's comprehensive professional development plan (LCAP 3.1) includes both long range and short term goals. This comprehensive professional development plan is a part of a larger District system. It is aligned to the development and implementation of a Multi-tiered System of Supports including academics (RTI) and social-emotional/behavioral supports.

The focus of the plan is increased student learning and teacher learning as measured through common formative assessments, Interim assessments and Summative State Assessments across schools and teachers. At the center of this plan is the evidence based practice of professional learning communities (PLCs). Through a partnership with Solution Tree, PLC team leads have been trained and lead the work of identifying Essential Standards (content) and development of Common Formative Assessments (CFAs) to measure student progress towards those standards. This work has been completed in districtwide teams ensuring equity and consistency of a Guaranteed Viable Curriculum across the District. The PLC capacity building has been focused and sustained with some staff receiving intensive PLC training each year to build the capacity of all staff to actively participate in the process and engage in shared leadership in their team. Training and coaching in the professional learning process are ongoing and includes both teaching staff and administrators at all levels. Through the collaborative process shared accountability for student learning is achieved and improved pedagogy as teachers learn from other practitioners best practice based on evidence.

Prioritizing Funding

ESSA SECTION 2102(b)(2)(C)

Provide a description of how the LEA will prioritize funds to schools served by the agency that are implementing comprehensive support and improvement activities and targeted support and improvement activities under Section 1111(d) and have the highest percentage of children counted under Section 1124(c).

Address these questions:

1. Please describe the LEA's process for determining Title II, Part A funding among the schools it serves.
2. Please describe how the LEA determines funding that prioritizes CSI and TSI schools and schools serving the highest percentage of children counted under Section 1124(c).
3. Please describe how CSI and TSI schools and schools that have the highest percentage of children counted under Section 1124(c) that the LEA serves receive priority in Title II, Part A funding decisions compared to other schools the LEA serves.

THIS ESSA PROVISION IS ADDRESSED BELOW:

All Title II Funds are utilized to supplement state funding in supporting the Comprehensive Professional Development Plan (LCAP 3.1) which is a centralized service. The LEA prioritizes the use of Title II funds through the use of its comprehensive needs assessment. Meaningful consultation with stakeholders (teachers, administrators, paraprofessionals, parents and community) occurs through the engagement process of the LCAP. The evidenced based practice of Professional Learning Communities is at the heart of the Comprehensive PD Plan. The prioritization of funds to support building capacity in PLCs is determined based on analysis of the data from the needs assessment. CA Schools Dashboard data demonstrates academic growth for all students and closing of achievement gaps overall. The LEA continuously evaluates the effectiveness of funding in contributing to positive outcomes for high-needs schools and students. PLC capacity building has been focused and sustained with some staff receiving intensive PLC training each year to build the capacity of all staff to actively participate in the process and engage in shared leadership in their team. Training and coaching in the professional learning process are ongoing and includes both teaching staff and administrators at all levels to ensure sustainability. The LEA has no schools in CSI or TSI. If a school were to be identified as CSI or TSI, a comprehensive needs assessment would guide the LEA in prioritizing of funding.

Data and Ongoing Consultation to Support Continuous Improvement

ESSA SECTION 2102(b)(2)(D)

Provide a description of how the LEA will use data and ongoing consultation described in Section 2102(b)(3) to continually update and improve activities supported under this part.

THIS ESSA PROVISION IS ADDRESSED BELOW:

Address these questions:

1. Please explain how the LEA coordinates its Title II, Part A activities with other related strategies, programs, and activities.
2. Please describe how the LEA uses data to continually update and improve activities supported under Title II, Part A.
3. Please describe how the LEA uses ongoing consultation described in Section 2102(b)(3) to continually update and improve activities supported under Title II, Part A.
4. Please describe the sources of data the LEA monitors to evaluate Title II, Part A activities and how often it analyzes this data.
5. Please describe the ways in which the LEA meaningfully consults with the following educational partners to update and improve Title II, Part A-funded activities:
 - a. Teachers
 - b. Principals and other school leaders
 - c. Paraprofessionals (including organizations representing such individuals)
 - d. Specialized instructional support personnel
 - e. Charter school leaders (in a local educational agency that has charter schools)
 - f. Parents
 - g. Community partners
 - h. Organizations or partners with relevant and demonstrated expertise in programs and activities
6. Please explain how often the LEA meaningfully consults with these educational partners.

The LEA utilizes a variety of data sources to monitor and evaluate the Comprehensive Professional Learning Plan (LCAP 3.1) which includes Title II activities. Measures of student learning (CFAs, Interim Assessments, and Summative Assessments) as well as meaningful engagement with stakeholders through professional learning feedback, LCAP Annual Update and Stakeholder Engagement process, and Local Surveys of parents, students, and staff are all sources of data. Data is analyzed on a large scale annually with the release of key state data points. The LEA, however, monitors the effectiveness of Title II, Part A activities on an ongoing basis through the use of local data (State provided SBAC Interim Assessments, PLC team developed Common Formative Assessments aligned to Essential Standards, Academic Screener data, . . .) through an Integrated Data Dashboard (LCAP 3.1) which provides timely actionable data aligned to several state priorities including priority 4 – Student Achievement. As PLC teams collaborate and determine additional short-term PL needs these are communicate to the Ed. Services Dept. and best the means of meeting needs is determined. Title II activities are a part of the LEAs coherent plan for effective PLCs supporting a Multi-tiered system of supports across the District.

Data, including a wide array of monitoring metrics in LCAP, is regularly reported to stakeholders including employee groups, governing board, parents and the community. Disaggregated data is analyzed to guide in decision making in the allocation of funding to ensure learning for all students in safe and positive learning environments with high quality educator effectiveness.

TITLE III, PART A

Title III Professional Development

ESSA SECTION 3115(c)(2)

Describe how the eligible entity will provide effective professional development to classroom teachers, principals and other school leaders, administrators, and other school or community-based organizational personnel.

Complete responses will:

Address professional development activities specific to English learners/Title III purposes that are:

1. designed to improve the instruction and assessment of English learners;
2. designed to enhance the ability of such teachers, principals, and other school leaders to understand and implement curricula, assessment practices and measures, and instructional strategies for English learners;
3. effective in increasing children's English language proficiency or substantially increasing the subject matter knowledge, teaching knowledge, and teaching skills of such teachers;
4. of sufficient intensity and duration (which shall not include activities such as one-day or short-term workshops and conferences) to have a positive and lasting impact on the teachers' performance in the classroom; and
5. supplemental to all other funding sources for which the LEA is eligible.

THIS ESSA PROVISION IS ADDRESSED BELOW:

LCAP Goal 3 is focused on achievement and includes a Comprehensive Professional Learning (PL) Plan for building teacher capacity in meeting the needs of their students. LCAP 3.5 provides specific training and coaching to teachers, site administrators, and other district leaders to support them in their capacity of meeting needs of English Learners to acquire English Language Proficiency and academic proficiency.

English Language Proficiency Assessment for California (ELPAC) is the state measure of English Language Proficiency for English Learners. Therefore, a clear understanding of the expectations is needed by staff working with English Learners. ELPAC is administered by site staff. All staff administering ELPAC (administrators and teachers) are required to be trained and calibrate annually. Professional Learning and coaching in supporting English Learners includes understanding of assessment practices and measures as well as improving instruction and assessment of English Learners.

LEA's comprehensive needs assessment includes data and input from teachers/sites, LCAP Annual Update and Stakeholder Engagement process, and LCAP Local Surveys of parents, teachers, paraprofessional and administrators, and student data. Based on the needs assessment, the LEA determined a professional learning priority to be increased understanding of Designated and Integrated ELD strategies and best practices. A Title III funded ELD Consultant (LCAP 3.5) is contracted to support each site with focused and sustained learning in building that capacity. The design of the professional learnings is differentiated to provide equity to all students due to the diversity of campuses. Professional learning activities include but are not limited to classroom visitations by administration with the ELD Consultant with discussion follow visits to build administrator capacity and understanding of ELD, training with small grade-span alike teachers on the ELD standards, ELPAC and use of data, and planning of ELD with their students' needs in mind.

Through the Professional Learning Communities (PLC) process, all staff are provided job embedded, data driven and standards aligned professional development on an on-going basis.

Enhanced Instructional Opportunities

ESSA SECTIONS 3115(e)(1) and 3116

Describe how the eligible entity will provide enhanced instructional opportunities for immigrant children and youth.

Complete responses will:

1. Describe the activities implemented, supplemental to all other funding sources for which the LEA is eligible, that provide enhanced instructional opportunities for immigrant children and youth.

THIS ESSA PROVISION IS ADDRESSED BELOW:

The LEA does not receive Immigrant Funding.

Title III Programs and Activities

ESSA SECTIONS 3116(b)(1)

Describe the effective programs and activities, including language instruction educational programs, proposed to be developed, implemented, and administered under the subgrant that will help English learners increase their English language proficiency and meet the challenging State academic standards.

Complete responses will:

1. Address the effective language instruction programs specific to English learners.
2. Address Title III activities that:
 - are focused on English learners and consistent with the purposes of Title III;
 - enhance the core program; and
 - are supplemental to all other funding sources for which the LEA is eligible.

THIS ESSA PROVISION IS ADDRESSED BELOW:

LCAP Goal 3 is focused on achievement including meeting the needs of English Learners to acquire English Language Proficiency and academic proficiency. The LEA offers a Structured English Immersion program for English Learners. All English Learners are provided both Designated and Integrated English Language Development. In addition to the core ELA and ELD adopted curriculum, teachers have access to a variety of intervention materials (LCAP 3.5, Title III Funded) to assist English Learners with English Proficiency.

The LEA meaningfully consults with stakeholders through the LCAP engagement process including LCAP Annual Update and Stakeholder Engagement, LCAP Local Surveys of parents, teachers, administrators and paraprofessionals, and committees such as District English Learner Advisory Counsel (DELAC), District Advisory Committee (DAC), and Curricuology. A variety of consultation opportunities are available to stakeholders in and outside the school day in a various forms to provide flexibility. Consultation materials and format consider specific stakeholder audiences.

The LEA offers additional services for English Learners including an Intensive ELD summer program and Targeted Intervention Services (LCAP 3.4). Based on a high number of students lingering at the Intermediate level and stakeholder input, the summer program was developed to focus on LTELs or students at-risk of becoming an LTEL. The LEA also supports Targeted English Proficiency Intervention (at sites. Several metrics are in place in the LCAP to monitor English Learner Progress. (Reclassification Rate, Percentage of EIs who make English Language Proficiency progress, and Academic Performance Indicators in ELA and Math disaggregated for EIs). These are analyzed regularly. In addition, the LEA utilizes a pre- and post-test in the Intensive ELD program consistently demonstrating growth for students. Administrators overseeing English Learners on their campus monitor interim EL progress each trimester through grades and local assessments. EL Intervention plans are put in place for students not making adequate progress. These actions are LCFF funded, but are used strategically to support Title III activities.

English Proficiency and Academic Achievement

ESSA SECTIONS 3116(b)(2)(A-B)

Describe how the eligible entity will ensure that elementary schools and secondary schools receiving funds under Subpart 1 assist English learners in:

- (A) achieving English proficiency based on the State's English language proficiency assessment under Section 1111(b)(2)(G), consistent with the State's long-term goals, as described in Section 1111(c)(4)(A)(ii); and
- (B) meeting the challenging State academic standards.

Complete responses will:

1. Address how sites will be held accountable for meeting English acquisition progress and achievement goals for English learners.
2. Address site activities that are supplemental to all other funding sources for which the LEA is eligible.

THIS ESSA PROVISION IS ADDRESSED BELOW:

LCAP Goal 3 is focused on achievement including meeting the needs of English Learners to acquire English Language Proficiency and academic proficiency. The LEA meaningfully consults with stakeholders through the LCAP engagement process including LCAP Annual Update and Stakeholder Engagement, LCAP Local Surveys of parents, teachers, administrators and paraprofessionals, and committees such as District English Learner Advisory Counsel (DELAC), District Advisory Committee (DAC), and Curriculum.

The LCAP and site plans include an array of metrics monitoring the English acquisition progress of English Learners. Success is measured through Reclassification Rate, Percentage of ELs who make English Language Proficiency progress, and Academic Performance Indicators in ELA and Math disaggregated for ELs. The LEA sets expected outcomes for each of these measures annually. This data is regularly reported to stakeholders including employee groups, governing board, parents and the community.

In addition, interim progress of English Learners is monitored. The LEA utilizes a pre- and post-test in the Intensive ELD program (LCAP 3.4) consistently demonstrating growth for students. Administrators overseeing English Learners on their campus monitor interim EL progress each trimester through grades and local assessments. EL Intervention plans are put in place for students not making adequate progress.

TITLE IV, PART A

Title IV, Part A Activities and Programs

ESSA SECTION 4106(e)(1)

Each LEA, or consortium of LEAs, shall conduct the Title IV needs assessment once every 3 years. (see below)

Describe the activities and programming that the LEA, or consortium of such agencies, will carry out under Subpart 1, including a description of:

- (A) any partnership with an institution of higher education, business, nonprofit organization, community-based organization, or other public or private entity with a demonstrated record of success in implementing activities under this subpart;
- (B) if applicable, how funds will be used for activities related to supporting well-rounded education under Section 4107;
- (C) if applicable, how funds will be used for activities related to supporting safe and healthy students under Section 4108;
- (D) if applicable, how funds will be used for activities related to supporting the effective use of technology in schools under Section 4109; and
- (E) the program objectives and intended outcomes for activities under Subpart 1, and how the LEA, or consortium of such agencies, will periodically evaluate the effectiveness of the activities carried out under this section based on such objectives and outcomes.

NOTE: If the LEA received more than \$30,000 in Title IV, Part A funding and did not transfer the allocation, the LEA must:

1. use not less than 20 percent of Title IV, Part A funds to support one or more safe and healthy student activities;
2. use not less than 20 percent of Title IV, Part A funds to support one or more well-rounded education activities;
3. use a portion of Title IV, Part A funds to support one or more effective use of technology activities; and
 - a) 15 percent max cap on effective use of technology for purchasing technology infrastructure.

THIS ESSA PROVISION IS ADDRESSED BELOW:

Central Union Elementary develops its application in consultation with School Site Councils, English Learner Advisory Committees, District English Learner Advisory Committee, parents, staff, community, and District Advisory Committee. We administer an annual survey, discuss federal program requirements, and student needs based on data with these groups throughout the year. We have developed a comprehensive needs assessment using district data and the LCAP is developed based on that data. We are implementing programs to support Well-Rounded Opportunities, Safe and Healthy Students, and Effective Use of Technology through LCAP Goals 1, 2, and 3.

LCAP Goal 1: All Students will be provided the CONDITIONS FOR LEARNING leading to college and career readiness. (Aligned to State Priorities 1: Basic Services, 2: State Standards, and 7: Access to Broad Course of Study) Metrics include pupil access to broad course of study, facilities maintained, standards aligned instructional materials, and implementation of State Standards.

LCAP Goal 2: Parent, Students, and the Community will be ENGAGED to participate collaboratively in the educational process. (Aligned to State Priorities 3: Parent Involvement, 5: Pupil Engagement, 6: School Climate) Metrics include attendance, suspensions, expulsions, and local measures of students' sense of safety and connectedness.

LCAP Goal 3: All Students will make progress towards proficient ACHIEVEMENT of state adopted standards through data driven decision making. (Aligned to State Priorities 4: Pupil Achievement and 8: Other Student Outcomes).

Well-Rounded Educational opportunities is supported through LCAP Goal 1 with equitable access including access to specialized teachers in arts and music education. LCAP Goal 3's Comprehensive Professional Learning (PL) Plan further supports a well-rounded education through professional learning to support staff in providing a high quality instruction. For example, PL focused on literacy across contents and data driven small group instruction strengthen instruction and are supported with coaching provided by consultants. Safe and Healthy Students is supported extensively through LCAP Goal 2 which provides for counselors and a Multi-tiered System of Supports (MTSS) focused on social-emotional and behavioral needs. Through MTSS the LEA is implementing systems and practices to prevent bullying and promote supportive school climates. LCAP Goal 2 also contributes to safe and healthy students by providing an enriching and engaging physical fitness program which includes specialty staff and fitness zones at each campus which promote a healthy, active lifestyle. Physical Education staff collaborate with counselors and embed Social Emotional Learning (SEL) activities in the their instructional practices. Security & safety enhancements made each year included in the LCAP. Effective Use of Technology is supported in Goal 3. This goal includes ensuring access to up-to-date technology and regular academic use. The LEA maintains 1:1 iPads in K – 8th grades. Technology training is included in the goal's Comprehensive PL Plan to support the use of curricula using technology as well as integration of technology throughout content areas. The technology program aligns to implementation of state standards, assessment, blended learning, and differentiation for students. The Comprehensive PL Plan provides educators, school leaders, and administrators high-quality professional development to personalize learning and improve academic achievement. Professional Learning Communities including training and support in their implementation is key to the success of improving academic achievement. Instructional Aides are also provided PL to support improving student learning and maintaining safe and healthy students. We evaluate our programs annually in our LCAP with all stakeholder groups. We have aligned all actions and goals to associated metrics and expected outcomes to reflect, analyze and adjust services to students. We are not partnering with any institutions for the purposes of Title IV. We are utilizing the federal transferability option to move funds to Title II, Part A for allowable use.

Title IV, Part A Needs Assessment

According to the Every Student Succeeds Act (ESSA), all local educational agencies (LEAs) receiving at least \$30,000 must conduct a needs assessment specific to Title IV, Part A (ESSA Section 4106[f]). Each LEA, or consortium of LEAs, shall conduct the needs assessment once every three year (ESSA Section 4106[d][3]).

Well-rounded Education Opportunities (ESSA Section 4107)

Identify any indicators, or measures/data points to examine needs for improvement of the Title IV, Part A priority content areas.

[Enter a description of any indicators or measures/data points used to examine needs for improvement]

Well-rounded education

LCAP Goal 1, Action 3, Priority 7 - Broad Course of Study

Metric: 7A Broad Course of study

100% Students have access to ELA, Math, Science, HSS, Physical Education/Health and Integrated Visual and Performing Arts

100% ELD for ELs

(current Master Schedule)

What activities will be included within the support for a well-rounded education?

[Enter a description of which activities will be included within the support for a well-rounded education]

Well-rounded education - For 2022-23 100% of students had access to a well-rounded education including Unduplicated students and students with exceptional needs. No additional activities will be included.

How will the activities be evaluated for the effectiveness of strategies and activities funded under Title IV, Part A. Include the indicators, or measures/data points used to determine future program planning?

[Enter a description of how the program activities will be evaluated to determine future program planning]

The program activities will continue to be evaluated through the monitoring of real-time data points, the identified metrics, and the Comprehensive Needs Assessment process.

Safe and Healthy Students (ESSA Section 4108)

Identify any indicators, or measures/data points to examine needs for improvement of the Title IV, Part A priority content areas.

[Enter a description of any indicators or measures/data points used to examine needs for improvement]

Safe and healthy students

LCAP Goal 2 - Engagement, Priority 5 - Pupil Engagement and Priority 6 - School Climate

Metric: 6C Local Measures – Local Surveys including Sense of Safety and School Connectedness

Sense of Safety

Parents 84% (Parent Survey)

3-5 Students 53% (Student Surveys)

6-8 Students 63% (Student Surveys)

Sense of Connectedness

Parents 70% Agree (Parent Survey)

3-5 Students 71% (Student Surveys)

6-8 Students 50% (Student Surveys)

What activities will be included within the support for safety and health of students?

[Enter a description of the activities to be included within the support for safety and health of students]
Safe and healthy students - Following the return to In-Person instruction, district across the state are identifying increased student needs in this area. In response, the District is adding Behavioral Support Aides at each campus focusing on supporting healthy and safe students.

How will the activities be evaluated for the effectiveness of strategies and activities funded under Title IV, Part A. Include the indicators, or measures/data points used to determine future program planning?

[Enter a description of how the activities will be evaluated to determine future program planning]
The program activities will continue to be evaluated through the monitoring of real-time data points, the identified metrics, and the Comprehensive Needs Assessment process.

Effective Use of Technology (ESSA Section 4109)

Identify any indicators, or measures/data points to examine needs for improvement of the Title IV, Part A priority content areas.

[Enter a description of any indicators or measures/data points used to examine needs for improvement]
Effective use of technology
LCAP Goal 3 Achievement, Priority 4 - Pupil Achievement and Priority 8 - Other Student Outcomes
Action 1 Implement PLC Process and MTSS/RTI including a Comprehensive Professional Learning (PL) Plan and Balanced Assessment System
Action 2 Replacement of instructional technology to ensure access to up-to-date technology and regular academic use
Metric: Local Student Survey 90% of students report technology is supporting them in learning.

What activities will be included within the support of effective use of technology? Note: No more than 15 percent on technology infrastructure (ESSA Section 4109[b])

[Enter a description of which activities will be included within the support of effective use of technology]
Technology - No Additional Activities will be included. Based on metrics district will continue current actions.

How will the activities be evaluated for the effectiveness of strategies and activities funded under Title IV, Part A. Include the indicators, or measures/data points used to determine future program planning?

[Enter a description of how the activities will be evaluated to determine future program planning]
The program activities will continue to be evaluated through the monitoring of real-time data points, the identified metrics, and the Comprehensive Needs Assessment process.

- Note: All planned activities must meet the authorized use of funds criteria located on the Title IV, Part A Authorized Use of Funds web page at <https://www.cde.ca.gov/sp/st/tivpaauthuseoffunds.asp>.

Date of LEA's last conducted needs assessment:


[Enter date of last conducted needs assessment]
Spring 2023

Title IV, Part A Program
Rural Education and Student Support Office
California Department of Education
Email: TitleIV@cde.ca.gov Web site: <https://www.cde.ca.gov/sp/st/>

California Department of Education
February 2022

Thomas Addington
Superintendent

15783 18th Avenue
Lemoore, CA 93245
Telephone (559) 924-3405
Fax (559) 924-1153



Central Union School District
Lemoore, CA

To: Tom Addington, Superintendent
From: Cindee Rael
Date: June 16, 2023

For Board Meeting

Action (Consent or New Business)

Information

Item:

Local Indicators

Rationale/Purpose:

The State Board of Education (SBE) approved standards for the local indicators that support LEAs in measuring and reporting their progress within the appropriate priority area. For each local indicator, the performance standards are as follows:

1. Annually measure its progress in meeting the requirements of the specific LCFF priority; and
2. Report the results as part of a non-consent item at a regularly scheduled public meeting of the local governing board/body in conjunction with the adoption of the LCAP; and
3. Report results to the public through the Dashboard utilizing the SBE-adopted self-reflection tools for each local indicator.

Fiscal Impact:

Local Indicators are a component of the LCAP Process and thereby connected to LCFF Funding.

Recommendation:

Recommend approval of Local Indicators.

Central Union Elementary School District
Appropriately Assigned Teachers, Access to Curriculum-Aligned
Instructional Materials, and Safe, Clean and Functional School Facilities
LCFF Priority 1 (LEA Requirement)
Self-Reflection Tool

Standard: LEA annually measures its progress in meeting the Williams settlement requirements at 100% at all its school sites, as applicable, and promptly addresses any complaints or other deficiencies identified throughout the academic year, as applicable; and provides information annually on progress meeting this standard to its local governing board and to stakeholders and the public through the evaluation rubrics.

Indicator	Data Reported
Number & Percent of misassignments of teachers of English Learner Students	# 0 / 0%
Number & Percent of total teacher misassignments	#0 / 0%
Number of vacant teacher positions	#0 / 0%
Number & Percent of students without access to their own copies of standards-aligned instructional materials for use at school and at home	#0 / 0%
Number of identified instances where facilities do not meet the “good repair” standard (including deficiencies and extreme deficiencies)	#0
<p><i>Optional: Provide any additional information that the local educational agency believes is relevant to understanding its progress on meeting the requirements for appropriately assigned teachers, access to curriculum-aligned instructional materials, and safe, clean and functional school facilities.</i></p> <p>The LEA has consistently met requirements for appropriately assigned teachers, access to curriculum-aligned instructional materials, and safe, clean and functional school facilities.</p>	
<p>Criteria: Assessment of the LEAs performance on meeting the standard: Met</p>	

Date Taken to Local Governing Board: 6/16/23

Central Union Elementary School District
Implementation of State Academic Standards
LCFF Priority 2 (LEA Requirement)
Option 2: Reflection Tool

Standard: LEA annually measures its progress implementing state academic standards and reports the results to its local governing board at a regularly scheduled meeting of the local governing board and to stakeholders and the public through the evaluation rubrics. *Rating Scale (lowest to highest): 1 – Exploration and Research Phase; 2 – Beginning Development; 3 – Initial Implementation; 4 – Full Implementation; 5 – Full Implementation and Sustainability*

Indicator Item	Rating				
1. Rate the LEA’s progress in providing professional learning for teaching to the recently adopted academic standards and/or curriculum frameworks identified below.					
Academic standards and/or curriculum frameworks	1	2	3	4	5
ELA- Common Core State Standards for ELA	<input type="checkbox"/>	<input type="checkbox"/>	<input type="checkbox"/>	<input checked="" type="checkbox"/>	<input type="checkbox"/>
ELD (Aligned to ELA Standards)	<input type="checkbox"/>	<input type="checkbox"/>	<input type="checkbox"/>	<input checked="" type="checkbox"/>	<input type="checkbox"/>
Mathematics- Common Core State Standards for Mathematics	<input type="checkbox"/>	<input type="checkbox"/>	<input type="checkbox"/>	<input type="checkbox"/>	<input checked="" type="checkbox"/>
Next Generation Science Standards	<input type="checkbox"/>	<input type="checkbox"/>	<input checked="" type="checkbox"/>	<input type="checkbox"/>	<input type="checkbox"/>
History-Social Science	<input type="checkbox"/>	<input type="checkbox"/>	<input checked="" type="checkbox"/>	<input type="checkbox"/>	<input type="checkbox"/>
2. Rate the LEA’s progress in making instructional materials that are aligned to the recently adopted academic standards and/or curriculum frameworks identified below available in all classrooms where the subject is being taught.					
Academic standards and/or curriculum frameworks	1	2	3	4	5
ELA- Common Core State Standards for ELA	<input type="checkbox"/>	<input type="checkbox"/>	<input type="checkbox"/>	<input type="checkbox"/>	<input checked="" type="checkbox"/>
ELD (Aligned to ELA Standards)	<input type="checkbox"/>	<input type="checkbox"/>	<input type="checkbox"/>	<input type="checkbox"/>	<input checked="" type="checkbox"/>
Mathematics- Common Core State Standards for Mathematics	<input type="checkbox"/>	<input type="checkbox"/>	<input type="checkbox"/>	<input type="checkbox"/>	<input checked="" type="checkbox"/>
Next Generation Science Standards	<input type="checkbox"/>	<input type="checkbox"/>	<input type="checkbox"/>	<input type="checkbox"/>	<input checked="" type="checkbox"/>
History-Social Science	<input type="checkbox"/>	<input type="checkbox"/>	<input type="checkbox"/>	<input type="checkbox"/>	<input checked="" type="checkbox"/>
3. Rate the LEA’s progress in implementing policies or programs to support staff in identifying areas where they can improve in delivering instruction aligned to the recently adopted academic standards and/or curriculum frameworks identified below (e.g. collaborative time, focused classroom walkthroughs, teacher pairing)					
Academic standards and/or curriculum frameworks	1	2	3	4	5
ELA- Common Core State Standards for ELA	<input type="checkbox"/>	<input type="checkbox"/>	<input type="checkbox"/>	<input type="checkbox"/>	<input checked="" type="checkbox"/>
ELD (Aligned to ELA Standards)	<input type="checkbox"/>	<input type="checkbox"/>	<input type="checkbox"/>	<input type="checkbox"/>	<input checked="" type="checkbox"/>
Mathematics- Common Core State Standards for Mathematics	<input type="checkbox"/>	<input type="checkbox"/>	<input type="checkbox"/>	<input type="checkbox"/>	<input checked="" type="checkbox"/>
Next Generation Science Standards	<input type="checkbox"/>	<input type="checkbox"/>	<input type="checkbox"/>	<input checked="" type="checkbox"/>	<input type="checkbox"/>

History-Social Science	<input type="checkbox"/>	<input type="checkbox"/>	<input type="checkbox"/>	<input checked="" type="checkbox"/>	<input type="checkbox"/>
4. Rate the LEA's progress implementing each of the following academic standards adopted by the State Board of Education for all students.					
Academic standards and/or curriculum frameworks	1	2	3	4	5
Career Technical Education	<input type="checkbox"/>	<input type="checkbox"/>	<input checked="" type="checkbox"/>	<input type="checkbox"/>	<input type="checkbox"/>
Health Education Content Standards	<input type="checkbox"/>	<input type="checkbox"/>	<input type="checkbox"/>	<input checked="" type="checkbox"/>	<input type="checkbox"/>
Physical Education Model Content Standards	<input type="checkbox"/>	<input type="checkbox"/>	<input type="checkbox"/>	<input type="checkbox"/>	<input checked="" type="checkbox"/>
Visual and Performing Arts	<input type="checkbox"/>	<input type="checkbox"/>	<input type="checkbox"/>	<input checked="" type="checkbox"/>	<input type="checkbox"/>
World Language	<input checked="" type="checkbox"/>	<input type="checkbox"/>	<input type="checkbox"/>	<input type="checkbox"/>	<input type="checkbox"/>
5. Rate the LEA's success at engaging in the following activities with teachers and school administrators during the prior school year (including the summer preceding the prior school year).					
Activities	1	2	3	4	5
Identifying the professional learning needs of groups of teachers or staff as a whole	<input type="checkbox"/>	<input type="checkbox"/>	<input type="checkbox"/>	<input type="checkbox"/>	<input checked="" type="checkbox"/>
Identifying the professional learning needs of individual teachers	<input type="checkbox"/>	<input type="checkbox"/>	<input type="checkbox"/>	<input type="checkbox"/>	<input checked="" type="checkbox"/>
Providing support for teachers on the standards they have not yet mastered	<input type="checkbox"/>	<input type="checkbox"/>	<input type="checkbox"/>	<input checked="" type="checkbox"/>	<input type="checkbox"/>
<i>Optional:</i> Provide any additional information that the local educational agency believes is relevant to understanding its progress on meeting the requirements for implementation of state academic standards.					
Criteria: Assessment of the LEAs performance on meeting the standard: Met					

Date Taken to Local Governing Board: 6/16/2023

Central Union Elementary School District

**Parent Engagement
LCFF Priority 3 (LEA Requirement)
Self-Reflection Tool**

Standard: LEA annually measures its progress implementing state academic standards and reports the results to its local governing board at a regularly scheduled meeting of the local governing board and to stakeholders and the public through the evaluation rubrics. *Rating Scale (lowest to highest): 1 – Exploration and Research Phase; 2 – Beginning Development; 3 – Initial Implementation; 4 – Full Implementation; 5 – Full Implementation and Sustainability*

Indicator Item	Rating				
LEAs use this self-reflection tool to reflect on its progress, successes, needs, and areas of growth in family engagement policies, programs, and practices. This tool will enable an LEA to engage in continuous improvement and determine next steps to make improvements in the areas identified.					
Building Relationships	1	2	3	4	5
1. Rate the LEA’s progress in developing the capacity of staff (i.e. administrators, teachers, and classified staff) to build trusting and respectful relationships with families.	<input type="checkbox"/>	<input type="checkbox"/>	<input type="checkbox"/>	<input checked="" type="checkbox"/>	<input type="checkbox"/>
2. Rate the LEA’s progress in creating welcoming environments for all families in the community.	<input type="checkbox"/>	<input type="checkbox"/>	<input type="checkbox"/>	<input type="checkbox"/>	<input checked="" type="checkbox"/>
3. Rate the LEA’s progress in supporting staff to learn about each family’s strengths, cultures, languages, and goals for their children.	<input type="checkbox"/>	<input type="checkbox"/>	<input type="checkbox"/>	<input checked="" type="checkbox"/>	<input type="checkbox"/>
4. Rate the LEA’s progress in developing multiple opportunities for the LEA and school sites to engage in 2-way communication between families and educators using language that is understandable and accessible to families.	<input type="checkbox"/>	<input type="checkbox"/>	<input type="checkbox"/>	<input type="checkbox"/>	<input checked="" type="checkbox"/>
<p>Dashboard Narrative: Based on the analysis of educational partner input and local data, briefly describe the LEA’s current strengths and progress in Building Relationships Between School Staff and Families. <i>Relationships with families continue to be a strength. Based on the 2023 Parent Survey, 95% of parents indicate that a friendly, welcoming environment is provided for all families (Parent Survey 2023).</i> <i>An understanding of our families and their needs is the foundation for all growth in Family Engagement. Parents (93%) report favorably that the school communicates well with people from their culture.</i> <i>An effective 2-way communication system was implemented in 2021. Communication has been enhanced with 93% of parents reporting they know how to communicate with the school.</i> <i>Sixty-one percent (61%) of parents reporting favorably that staff encourages sharing input and concerns. Staff report 42% favorably on capacity development of staff to build trusting and respectful relationships with parents. Parents Agree (63%) that staff build trusting and respectful relationships with families</i></p> <p>Based on the analysis of educational partner input and local data, briefly describe the LEA’s focus area(s) for improvement in Building Relationships Between School Staff and Families. <i>An area of focus moving forward is to continue to deepen relationships with families, especially of students at-risk and unduplicated students. Supporting staff in capacity building to developing trusting and respectful relationships with parents.</i></p> <p>Based on the analysis of educational partner input and local data, briefly describe how the LEA will improve engagement of underrepresented families identified during the self-reflection process in relation to Building Relationships Between School Staff and Families. <i>The District will support site administrators in working with classroom teachers to recognize the need for stronger relationships with underrepresented families (parents of English Learners, at risk students, homeless or foster</i></p>					

youth). One of the identified barriers in collaborating with parents is the feeling of not wanting to be seen as unable to support their child(ren).

Building Partnerships for Student Outcomes	1	2	3	4	5
5. Rate the LEA's progress in providing professional learning and support to teachers and principals to improve a school's capacity to partner with families.	<input type="checkbox"/>	<input type="checkbox"/>	<input checked="" type="checkbox"/>	<input type="checkbox"/>	<input type="checkbox"/>
6. Rate the LEA's progress in providing families with information and resources to support student learning and development in the home.	<input type="checkbox"/>	<input type="checkbox"/>	<input checked="" type="checkbox"/>	<input type="checkbox"/>	<input type="checkbox"/>
7. Rate the LEA's progress in implementing policies or programs for teachers to meet with families and students to discuss student progress and ways to work together to support improved student outcomes.	<input type="checkbox"/>	<input type="checkbox"/>	<input type="checkbox"/>	<input checked="" type="checkbox"/>	<input type="checkbox"/>
8. Rate the LEA's progress in supporting families to understand and exercise their legal rights and advocate for their own students and all students.	<input type="checkbox"/>	<input type="checkbox"/>	<input type="checkbox"/>	<input checked="" type="checkbox"/>	<input type="checkbox"/>

Dashboard Narrative: Based on the analysis of educational partner input and local data, briefly describe the LEA's current strengths and progress in Building Partnerships for Student Outcomes.

The LEA provides professional learning and support to teachers in professional learning communities, closing the achievement gap especially for underrepresented students, and Multi-Tiered System of Supports. The LEA seeks staff input regularly regarding professional development needs. Policies and programs are in place for teachers, families and students to discuss progress and work together including parent conferences, student study teams, retention meetings, and the parent portal. Parents (82%) feel they are kept informed about opportunities to be involved. Parents (57%) feel they receive useful information on how to help their child improve and learn at home (Parent Survey 2023).

Based on the analysis of educational partner input and local data, briefly describe the LEA's focus area(s) for improvement in Building Partnerships for Student Outcomes.

The District area of focus is developing resources for parents including information and resources to support learning at home with a priority on Essential Standards.

Based on the analysis of educational partner input and local data, briefly describe how the LEA will improve engagement of underrepresented families identified during the self-reflection process in relation to Building Partnerships for Student Outcomes.

The development of the resources discussed above will provide even greater support of underrepresented and improving engagement.

Seeking Input for Decision Making	1	2	3	4	5
9. Rate the LEA's progress in building the capacity of and supporting principals and staff to effectively engage families in advisory groups and with decision-making.	<input type="checkbox"/>	<input type="checkbox"/>	<input checked="" type="checkbox"/>	<input type="checkbox"/>	<input type="checkbox"/>
10. Rate the LEA's progress in building the capacity of and supporting family members to effectively engage in advisory groups and decision-making.	<input type="checkbox"/>	<input type="checkbox"/>	<input type="checkbox"/>	<input checked="" type="checkbox"/>	<input type="checkbox"/>
11. Rate the LEA's progress in providing all families with opportunities to provide input on policies and programs, and implementing strategies to reach and seek input from any underrepresented groups in the school community.	<input type="checkbox"/>	<input type="checkbox"/>	<input checked="" type="checkbox"/>	<input type="checkbox"/>	<input type="checkbox"/>
12. Rate the LEA's progress in providing opportunities to have families, teachers, principals, and district administrators work together to plan, design, implement and evaluate family engagement activities at school and district levels.	<input type="checkbox"/>	<input type="checkbox"/>	<input checked="" type="checkbox"/>	<input type="checkbox"/>	<input type="checkbox"/>

Dashboard Narrative: Based on the analysis of educational partner input and local data, briefly describe the LEA's current strengths and progress in Seeking Input for Decision-Making.

The LEA has policies and structures in place for advisory groups including training and supporting family members to actively engage in the advisory group including decision-making.

Based on the analysis of educational partner input and local data, briefly describe the LEA's focus area(s) for improvement in Seeking Input for Decision-Making.

An area for improvement is "providing opportunities to have families, teachers, principals, and district administrators work together to plan, design, implement and evaluate family engagement activities at school and district levels. Site collaboration is needed on how to effectively bring families, teacher, and site administrators together to work together in the plan, do, evaluate process relative to family engagement activities.

Based on the analysis of educational partner input and local data, briefly describe how the LEA will improve engagement of underrepresented families identified during the self-reflection process in relation to Seeking Input for Decision-Making.

Greater clarity regarding barriers to engagement of underrepresented families was available this year. Busy schedules were identified as the most significant factor creating barriers to families being involved. The District and sites will need to seek greater input from families on ways and timing to minimize this barrier.

Criteria: Assessment of the LEAs performance on meeting the standard: Met

Date Taken to Local Governing Board: 6/16/23

Central Union Elementary School District

School Climate

LCFF Priority 6 (LEA Requirement)

Student Survey

Standard: LEA administers a local climate survey at least every other year that provides a valid measure of perceptions of school safety and connectedness, such as the California Healthy Kids Survey, to students in at least one grade within the grade span(s) that the LEA serves (e.g. K-5, 6-8, 9-12), and reports the results to its local governing board at a regularly scheduled meeting of the local governing board and to stakeholders and the public through the California School Dashboard. *Provide a Narrative Summary. Text items will be combined into one (1) answer box and the box is limited to 3000 characters.*

Indicator Item
<p>1. DATA: Reflect on the key learnings from the survey results and share what the LEA learned.</p> <p>In Grades 3-5, 53% of students report feeling safe at school compared to 63% reported by 6-8 based on the Student Survey Winter 2023. Student Sense of Connectedness was reported positively at a rate of 71% in grades 2-5 compared to 50% 6-8. In the area of connectedness, peer relationships continue to be the area of concern with 3-5 students reporting favorable 59% compared to 82% with adults. In 6-8, connectivity to peer and adults is now equal following an unprecedented shift from much higher connectivity with peers prior to COVID.</p> <p>The impact of the Pandemic on Student Connectedness and Sense of Safety continues to be evidenced in classrooms and local surveys. Staff continue to report higher incidents of social-emotional and/or behavior issues contributing to overall connectedness and sense of safety. A key learning is the critical need for the continued implementation of a Multi-Tiered System of Supports focused on the social-emotional/behavioral needs of students. The LEA is also in the process of forming a District Discipline Team to focus on these issues.</p>
<p>2. MEANING: What do the disaggregated results (if applicable) of the survey and other data collection methods reveal about schools in the LEA, such as areas of strength or growth, challenges, or barriers?</p> <p>Data collection methods reveal some challenges to comparative data. In 2022-23, district moved to a different survey, leveraging the Panorama platform. With a change in how questions are being asked, it is challenging to compare current year data with previous data. Connectedness disaggregated results of the survey showed some interesting trends.</p> <p>English Language Learners (ELL): For 6-8 ELLs, while they responded more favorably to peer connectedness than their English Only (EO) peers, they responded less favorable to adult connectedness than EO students. In 3-5, there were no significant differences in Connectedness rate for ELL vs EO students. In both 3-5 and 6-8 EO students reported favorable at a higher rate than ELL students relative to Senses of Safety.</p> <p>Students with Disabilities (SWD): In both Sense of Safety and Connectedness, SWD rate of favorable response was higher than for other students.</p> <p>Parents: Other data collection reveals that parents (93%) overall their child’s school is a safe place. However, 74% respond favorably to the ability to get help from an adult if a student is bullied at school. Parents also indicate that their child is experiencing connectedness (70% favorably) at school.</p> <p>Areas of Strength: Sense of Connectedness and Safety of SWD.</p> <p>Challenges: Our ELL students reported at lower rates for Safety than EO students. The majority of our ELL students are at one site. The community surrounding this site had multiple incidents requiring school lock downs this year in close proximity to the survey data collection. The District and Site need to consider what steps might be taken to ensure sense of safety even in these events.</p> <p>Growth: Investigate effective means of communicating to students adults available to help them if bullied and systems available (Stop It).</p>
<p>3. USE: What revisions, decisions, or actions has, or will, the LEA implement in response to the results for continuous improvement purposes? Why? If you have already implemented actions, did you see the results you</p>

were seeking?

The LEA will continue to refine and enhance its Multi-Tiered System of Supports focused on the social-emotional/behavioral needs of students for purposes of continuous improvement. In addition, the LEA will continue to build the capacity of all staff to make connections and build relationships. Connectedness initiatives have been revisited at all sites.

The district will continue to refine its MTSS website with resources, tools and strategies to support sites and staff in meeting the needs of students and improve student connectedness and sense of safety. Continue to remind staff to leverage to modules, ideas, and strategies learning from Dr. Joel Hood for developing student sense of connectedness. These focused on building the capacity of staff regarding awareness and steps to support both their own sense of belonging and that of students. Based on the findings, connectedness concerns persist.

MTSS has demonstrated growth in students' sense of safety and connectedness. So while this is not a new action, a districtwide renewed commitment and ongoing refinement is needed. Greater emphasis on acting based on monitoring data available 3x per year relative to connectedness and sense of safety is needed.

Optional: Provide any additional information that the local educational agency believes is relevant to understanding its progress on school climate.

Criteria: Assessment of the LEAs performance on meeting the standard: Met

Date Taken to Local Governing Board: 6/16/23

Central Union Elementary School District

Pupil Access

LCFF Priority 7 (LEA Requirement)

Self-Reflection Tool Approach

Standard: LEA to provide a narrative summary of the extent to which all students have access to and are enrolled in a broad course of study by addressing, at a minimum, the following four prompts: *Provide a Narrative Summary:*

Indicator Item
1. Briefly identify the locally selected measures or tools that the LEA is using to track the extent to which all students have access to, and are enrolled in, a broad course of study, based on grade spans, unduplicated student groups, and individuals with exceptional needs served.
The LEA utilizes Master Schedules and student course enrollment data in the student information system. These tools allow the LEA to analyze data by grade levels and various student groups.
2. Using the locally selected measures or tools, summarize the extent to which all students have access to, and are enrolled in, a broad course of study. The summary should identify any differences across school sites and student groups in access to, and enrollment in, a broad course of study. LEAs may describe progress over time in the extent to which all students have access to, and are enrolled in, a broad course of study.
Access to broad course of study is available to 100% of students across school sites and student groups. Students are enrolled in ELA, Math, Science, HSS, Physical Education/Health, Visual and Performing Arts and ELD for English Learners at a rate of 100% across school sites and student groups.
3. Given the results of the tool or locally selected measures, identify the barriers preventing the LEA from providing access to a broad course of study for all students.
The LEA is currently providing access to a broad course of study for all students.
4. In response to the results of the tool or locally selected measures, what revisions, decisions, or new actions will the LEA implement, or has the LEA implemented, to ensure access to a broad course of study for all students?
The LEA will to continue to ensure that all students have access to a broad course of study.
<i>Optional: Provide any additional information that the local educational agency believes is relevant to understanding its progress on the extent to which students have access to, and are in enrolled in, a broad course of study.</i>
Criteria: Assessment of the LEAs performance on meeting the standard: Met

Date Taken to Local Governing Board 6/16/23

Thomas Addington
Superintendent

15783 18th Avenue
Lemoore, CA 93245
Telephone (559) 924-3405
Fax (559) 924-1153



Board Members
Dale Davidson
Jeffrey Gilcrease
Ceil Howe, III

To: Central Union School Board of Trustees
From: Tom Addington, Superintendent
Date: June 2, 2023

For Board Meeting

x	Action (Consent or New Business)
	Information

Item:

Accept R.E. Jacobs Construction Services base bid of \$198,950 and the inclusion of the threshold alternate of \$11,200 for a total project cost of \$210,150 for the Stratford Elementary School Gym Floor project,

Rationale/Purpose:

The Central Union Elementary School District provided notice for informal bid submission under the California Uniform Public Construction Cost Accounting Act (CUPCCAA), which provides for simplified bidding on projects.

The project scope involves installation of 'mondo vulcanized' flooring at the Stratford Gym.

The following companies were provided notice on the project, and the District received only one submission.

- Mark Wilson Construction
- Turner Construction Company
- Colombo Construction
- Jacobs Construction
- HPS Mechanical
- AMG & Associates
- Bush Construction
- Harris Construction

Per board policy 3311.1, a board can accept a bid under CUPCCAA guidelines in an amount up to \$212,500, with a 4/5ths board passage of acceptance of the project proposal.

The gym floor project will commence immediately upon board acceptance of the bid proposal and will conclude prior to the beginning of the 2023-24 school year.

Fiscal Impact:

Expenses to address this facility need and enhancement at Stratford will be allocated from the District's deferred maintenance program.

Recommendation:

It is recommended that the Board accept the base bid and the specified alternate component from R.E. Jacobs Construction Services for this project at Stratford school.

Proposal



Owner Information

Contractor

Name Central Union School District / Stratford Elementary

Address _____

City, State ZIP Lemoore Ca 93245

Phone _____

Email _____

Company R.E. Jacobs Construction Lic 849417

Name Richard

Address 15580 17th ave

City, State ZIP Lemoore Ca 93245

Phone 559-904-9179

Email richej03@hotmail.com

Project name Statford Elementary Gym Floor

Completion date _____

Scope of Work

Mondo Anvanced Flooring

Bid Good for

30 days

New "Mondo Advanced" over existing wood flooring. Includes all visible repairs, sanding and prep to accept new striping to match existing, and new finish. \$198,950.00

Add Alt # Unforseen Demo \$2,000 - New 12' Thresholds installed \$11,200 - undercutting of existing stage cabinet doors, \$5000 - Painting or gym room doors and stage doors \$6,000
Temp Storage Container \$1000 Contractor G.C. \$2,020
Total Add options \$25,200.00

Not Included

Anywork not specifically called out in scope of work.

Company Proposal

Richard Jacobs

Submitted by

_____ Date

Owner Acceptance

_____ authorized representative

_____ Date

ADVANCE



ADVANCE

Most durable and high performance gymnasium and multipurpose resilient surface in the industry.

 **MONDO**

A D V A N C E

CSCC_a

INRSA

NIRSA



SPECIFICATIONS - 2 LAYER

Texture: Smooth matte
 Thickness: 15/64" (6 mm)
 5/16" (8 mm)
 25/64" (10 mm)
 Roll Width: 6' 1" (1.86 m)
 Roll Length: 42' 9" (13 m)*

SPECIFICATIONS - 3 LAYER

Texture: Smooth matte
 Thickness: 5/16" (8 mm)
 25/64" (10 mm)
 Roll Width: 6' 1" (1.86 m)
 Roll Length: 42' 9" (13 m)*

COLORS**



Emerald
L 35

Dark Green
L 14



Burgundy
L 25

Red
L 41



Orange
L 40

Gold
L 54



Light Grey
L 70

Royal Blue
L 73



Marine Blue
L 86

Black
L 08



Dark Grey
L 06

Sand
L 62



Dark Maple
L 92

VULCANIZED ADVANTAGE

Mondo's vulcanization process permanently amalgamates individual layers, using high heat and pressure; the product will never separate, and its biomechanical and physical properties will be consistent. Each vulcanized layer offers individual characteristics and benefits.

- 3-layer Advance Vulcanized (8 mm and 10 mm) is designed for greater shock absorption, ideal for high impact sports like basketball
- 2-layer Advance New Generation (6 mm and 8 mm) is ideal for schools, churches and multipurpose rooms

PERFORMANCE LAYER

- Exceeds coefficient of friction standards for improved athletic performance; perfect for basketball and volleyball
- 2 mm homogeneous wear layer requires no finishes or coating

COMFORT LAYER

- Provides optimal shock absorption and energy return

KEY BENEFITS

- Dual or triple durometer vulcanized construction
- Will not compress or break down over time
- Withstands static and rolling loads
- 20+ year life expectancy

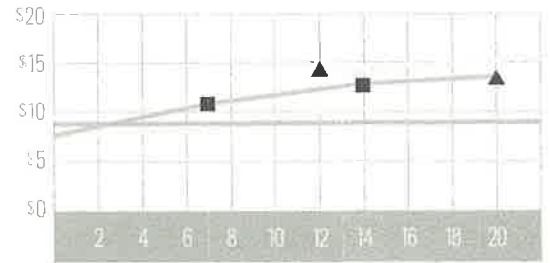
HEALTH AND SAFETY

- GREENGUARD Gold certified, the most stringent indoor air quality requirement testing
- 100% recyclable
- Fire resistant



PRICE LISTED IN CURRENT U.S. MARKET

Price Listed in Current U.S. Market | per sq. ft. \$



Foam Backed Vinyl
 Urethane
 Mondo Advance
 Resurfacing
 Tear Out and Replace

LOAD DISTRIBUTION LAYER

- Excellent reinforcement against bleachers, tables and chairs
- Gives athletes proper foot support and stability by generating proper force reduction
- Formulated for great resiliency

- Good acoustic properties
- Non-porous surface is easy to maintain
- Lowest total cost of ownership

- Free of halogens, isocyanates, formaldehyde, asbestos, bisphenol (BPA), halogenated flame retardant-free, heavy metals, phthalates, polychlorinated biphenyls (PCBS), perfluorinated compounds (PFCS)
- Excellent fungal, bacterial and microbial resistance throughout



Printed in Canada • Revised 02/2020

* Average length from production

** Custom colors available minimum quantity required.

The degree and type of vulcanization will vary.